

THE PURSUIT OF

# EXCELLENCE

2005 ANNUAL REPORT >



EASTWEST  
BANCORP

A full-page photograph of figure skater Michelle Kwan in a red costume with gold trim, performing a backflip on an ice rink. She is captured mid-air with her legs tucked and arms extended. A red horizontal band is overlaid across the top of the image, containing text.

Michelle Kwan personifies excellence through her history of

# ACHIEVEMENT

A two-time Olympic medalist and winner of nine U.S. and five world championship titles, East West Bank spokesperson Michelle Kwan is the most decorated figure skater in the history of the United States. Underlying her extraordinary record of achievement and career longevity are the core values she has been taught by her Chinese-American family — it is imperative to set goals, stay focused and work to be the very best.

Michelle Kwan truly represents the very best of east and west and demonstrates the same principles of hard work and determination that have been the hallmark of East West Bank since our founding.

East West Bank salutes Michelle Kwan and continues to be inspired by her accomplishments.



#### **THE NEW EAST WEST ICE PALACE**

*A newly constructed skating and recreational facility located in the Los Angeles suburb of Artesia, the East West Ice Palace provides an opportunity for East West Bank to make a real difference in the community. Featuring 43,000 square feet of space that includes a full-size ice surface, fitness center, dance and exercise studio, this state-of-the-art sports complex is now the home to figure skating champion Michelle Kwan, ice sports leagues and enthusiasts and available to the entire community to enjoy.*



Dear Shareholders, Customers and Friends:

At East West Bank, the pursuit of excellence requires thoughts that are centered on the needs of our customers, actions that continuously improve our products and services, and an attitude that keeps the momentum going. Like a professional athlete in pursuit of excellence, East West Bank's thoughts, actions and attitude have created an exceptional legacy of achievement.

We are pleased to highlight that 2005 marks our ninth consecutive year of record earnings. This and other impressive accomplishments in 2005 demonstrate that East West Bank continues to stand by this inspired vision of excellence.

We also attained another significant milestone in 2005, reaching \$100 million in net income for the first time in East West Bank's history. We credit this to several factors, including our ability to maintain an essential balance between earnings growth and asset quality. It also reflects our dedication to our customers who represent a broad spectrum of industries and cultures. It is the result of the efforts of all East West employees who truly care about their customers. And it relates to our heightened visibility in the marketplace. However, we never lose sight of the fact that the true measure of our success is the return on investment we create for our shareholders.

**AMONG THE FINANCIAL HIGHLIGHTS OF 2005 ARE:**

- > record net income of \$108.4 million
- > total year-end assets of \$8.28 billion, a 37% increase over 2004
- > record total stockholders' equity of \$734.1 million, and a Tier 1 leverage ratio of 8.14%
- > return on average equity of 18.27%
- > total loan originations of \$3.71 billion, a 9% increase
- > net charge-offs to average loans of only 0.08%
- > record total deposits of \$6.26 billion, a 38% increase
- > total core deposits of \$3.11 billion, a 36% increase
- > commercial deposits of \$2.0 billion, a 34% increase

Having strengthened our visibility and attracted a growing number of commercial customers, in 2005 we emerged as the second largest commercial bank headquartered in Los Angeles, with a return on average assets of 1.55% and a return on average equity of 18.27%. However, the chief reason for our success doesn't relate to size, but rather the combined talents of customers and employees who empower our growth.

In an ongoing effort to advance returns for all our shareholders, in September 2005, we acquired United National Bank, a \$944 million asset commercial bank headquartered in San Marino, California, with 10 California branches and one in Houston, Texas. In March 2006, we acquired Standard Bank, a \$923 million asset federal savings bank headquartered in Monterey Park, California with six California branches. I am

very pleased to note that John Lee, the original general manager of East West Bank and one of the original seven employees, now the chairman and president of Standard Bank, will rejoin East West as a vice chairman. In fact, both banks share a proud history with East West Bank—one rooted in compatible values and the other in strong financial performance in the Chinese-American market. These successful acquisitions demonstrate our ability to bring our quest for excellence to the next level and further solidify our position as the largest bank in this growing market.

Despite rising interest rates and competition, we also maintained a robust balance sheet, obtaining a record \$8.28 billion in assets while total deposits increased to \$6.26 billion, a 38% increase over 2004. We attribute this in part to our growing brand recognition, which attracted a diversity of new retail customers as well as significant new alliances with commercial customers. We also credit our thriving banking environment which, first and foremost, encourages relationship building. Likewise, we continued to strive for excellence in our lending relationships and are pleased to report \$6.72 billion in net loans receivable, a 32% increase over 2004.

Good corporate governance is an important part of a solid, well-run corporation. East West Bank's excellence was again recognized by the Institutional Shareholder Services, which gave the bank one of the highest ratings for good corporate governance. We achieved a better rating than 96.3% of S&P 600 companies and 98.2% of other banks.

We were also acknowledged by *The Wall Street Journal* in their February 27, 2006 "Shareholders Scoreboard" as the fifth best performing bank in the United States based on our five-year rate of return, more than double the industry group average. Moreover, *U.S. Banker*, in January 2006, rated East West Bank as one of the nation's "All-Star Team" Top 20 banks in 2005, based on ROE performance.

The relocation of our corporate headquarters from San Marino, California to neighboring Pasadena is now complete. Later this

year, we will open a full-service branch office and commercial banking center in our corporate headquarters. In February 2006, we expanded our 99 Ranch Market in-store network to nine locations with the opening of our second in-store branch in Irvine, California. Later this year, we will expand our markets in south Orange County and San Bernardino County with the opening of two new commercial banking centers.

We were pleased to welcome Rudolph Estrada to our board of directors in 2005. A former White House commissioner on small business, Mr. Estrada also served as the Los Angeles district director for the U.S. Small Business Administration. Mr. Estrada's expertise in small business offers East West Bank further opportunity for expansion in this sector.

With great sadness we acknowledge the passing of James P. Miscoll — esteemed banker, colleague and friend. Mr. Miscoll, retired vice chairman of Bank of America, served on the board of directors of East West Bank from 2000 to 2003. During his tenure, he guided the bank through a time of unprecedented growth and change, helping East West Bank transition to a full-service commercial bank and to establish itself as one of the top-performing banks in the nation. His wisdom and friendship will be missed. Please read our tribute to Mr. Miscoll on the inside back cover of this report.

In closing, we can look back on 2005 with a great deal of pride and an equal measure of gratitude. We owe thanks to all the members of the East West Bank family — our shareholders, employees, customers and friends. East West Bank is where it is today because of your efforts and your contributions, and we intend to remain worthy of your support.

Thank you for being a vital part of our pursuit of excellence.



Dominic Ng  
Chairman, President and CEO

A long-exposure photograph of the Golden Gate Bridge at night. The bridge's towers and suspension cables are illuminated with a warm orange glow. The roadway is filled with light trails from cars, with white trails for the left lane and red trails for the right lane. The sky is a deep blue. A dark blue horizontal band is overlaid across the middle of the image, containing text.

East West Bank: a premier bridge between

# EAST & WEST

East West Bank began its quest for excellence more than 30 years ago when it opened its first office in the Chinatown district of downtown Los Angeles. Defined by its unique role of providing a financial bridge between east and west with personalized service, each of the initial seven employees believed that the key to building long-lasting relationships with their customers — many of them recent immigrants to America — was to speak their language.

For some, this meant speaking in Mandarin or Cantonese to put customers at ease as they conducted a simple passbook transaction. For others, it meant guiding customers through the tedious credit process to help them realize the dream of home ownership or to launch their first business venture in their new country.

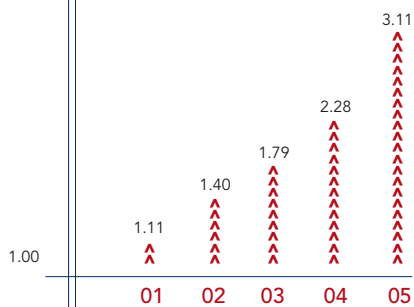
Today, East West Bank continues this proud tradition of personal, value-added service from a much broader platform that extends around the globe. As a full-service, multilingual institution of premier stature, East West Bank serves as the financial bridge between east and west — providing customer-aligned financial services to a range of personal, business, commercial and international customers.

At East West Bank, the pursuit of excellence extends to strengthening relationships and revenue. In 2005, we attracted an even broader range of small-to-midsized commercial customers while expanding on our responsive, multilingual services to our diverse retail clients. As a result, our core deposits reached \$3.11 billion.

In the commercial deposit sector, we attained \$2.0 billion, a 75% increase in three years. This substantial growth is directly related to the emphasis East West Bank placed on commercial deposits from branch offices and loan officers. In addition, East West Bank engaged a seasoned group of relationship managers focused solely on deposits.

We continued to employ a targeted strategy to build our commercial deposit business through smaller as well as larger accounts. We also enhanced our online banking services in order to provide business and consumer clients with access to financial information around the clock.

One focused goal for East West Bank in 2005 was to take our capacity to maximize returns for all our shareholders to the next level. In September 2005, we acquired United National Bank, welcoming thousands of new customers. This acquisition demonstrates our ability to smoothly and successfully integrate a larger scale organization into East West Bank. Our success is evidenced by the excellent rate of retention we achieved with the former United National Bank customers.



**Core Deposits** (in billions)

Core deposits totaled \$3.11 billion at the end of 2005, an increase of 36% over 2004.





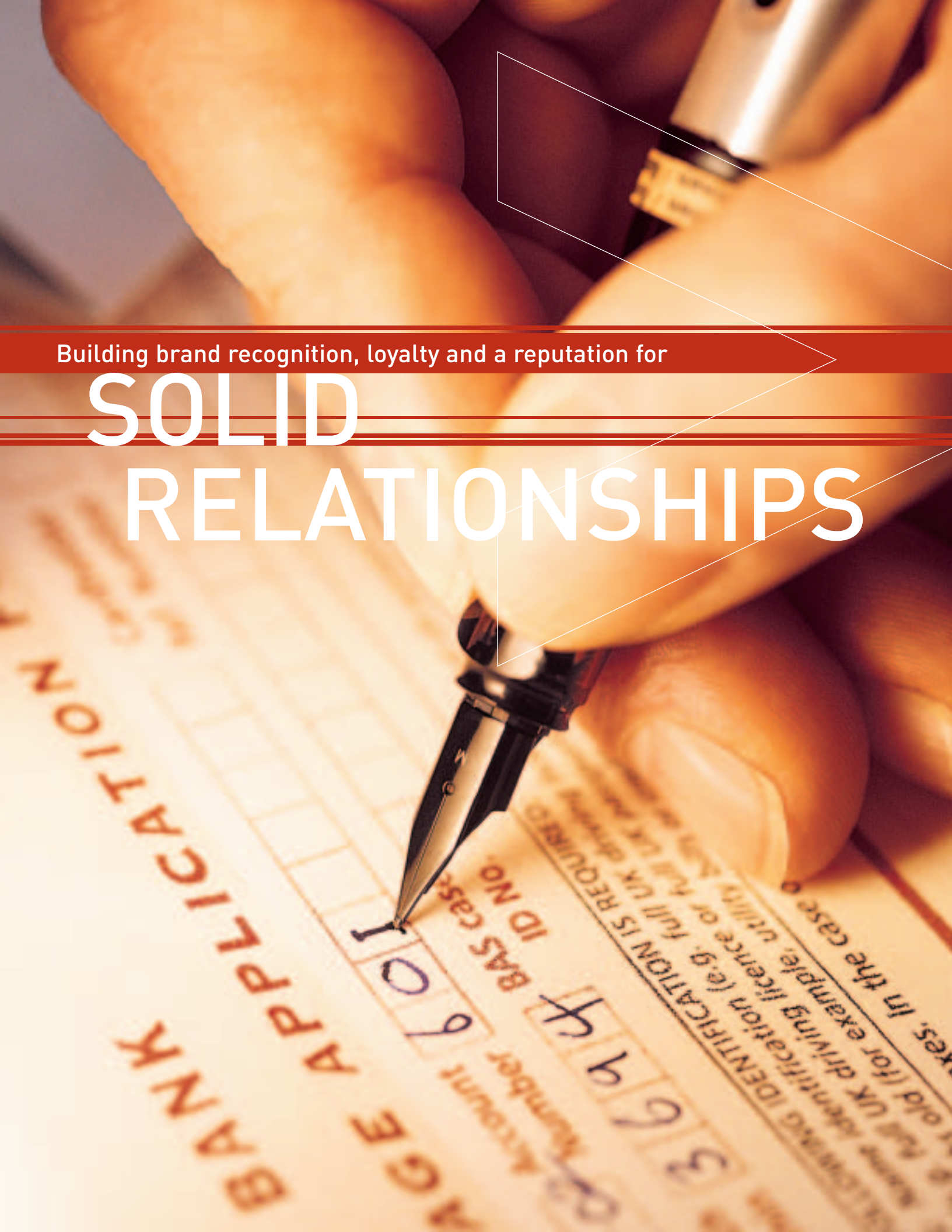
Attaining

# BALANCE & PROFITABILITY

during our largest merger to date

Building brand recognition, loyalty and a reputation for

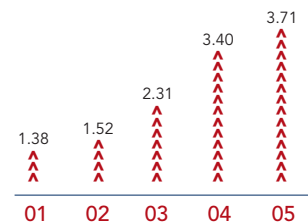
# SOLID RELATIONSHIPS



Excellence requires keen attention to detail, perfect timing and flexibility. At East West Bank these qualities are exemplified by our seasoned team of lenders who take the time to understand the unique needs of each customer, deliver timely decisions, and quickly adapt to changing market conditions. The result: a lending style ideally fit for relationship banking. With a winning foundation and positive brand recognition, we achieved a record increase in net loans of \$1.64 billion.

The leading categories in our loan portfolio continue to center around commercial and multifamily real estate as well as construction loans. This reflects our market expertise within California's thriving real estate sector.

In 2005, East West Bank achieved a new level of brand recognition due in part to the responsiveness and follow-through we provide our customers. This increased level of recognition is yet another catalyst for our pursuit of excellence, allowing us to broaden our customer base while, at the same time, maximizing loan opportunities and attractive pricing for our existing customers.



**Total Loan Originations**  
(in billions)

The amount of total loan originations grew to \$3.71 billion in 2005, a 9% increase over 2004.



Entering a new threshold: East West Bank reaches

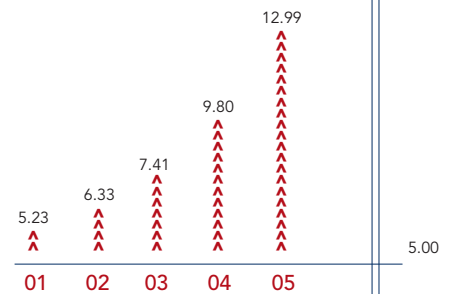
**\$100 MILLION**

in net income

The pursuit of excellence is also inspired by seeking opportunities grounded in rational and prudent principles. At East West Bank, our firm belief in sound fundamentals continues to yield long-term rewards for our customers and shareholders. In 2005, we entered a new era of growth and prosperity. This translates to total shareholders' equity of \$734.1 million, a 43% increase from 2004. In addition, diluted earnings per share increased to \$1.97, up from \$1.49 from the previous year.

East West Bank's financial accomplishments are primarily due to a careful balance between earnings growth and asset quality. Our consistent, conscientious approach to interest rate management and sound underwriting standards has resulted in strong asset quality and a nonperforming assets to total assets ratio of 0.36%. East West Bank continues to have disciplined pricing and controlled operating expenses, resulting in an efficiency ratio of 37%.

The strength of our capital combined with a very low nonperforming assets to total assets ratio and our strongest earnings ever, directly correlate with the momentum we're now experiencing. More and more, clients are turning to us to help them access the multitude of revenue, trade and investment opportunities that exist in the United States and the expanding Chinese marketplace.



**Book Value** (per share)

*The book value of East West shares has increased by 33% since 2004.*

Our vision of excellence extends to giving back to the communities we serve by participating in a wide range of endeavors designed to enhance the quality of life. In addition to serving as the home practice rink for figure skating champion Michelle Kwan, the East West Ice Palace is open to the entire community for its enjoyment. In fact, East West Bank has donated more than 2,000 tickets to provide free access to youngsters in the community.

We are also celebrating a nine-year partnership with United Way, and continue to support and participate in the annual Revlon Run/Walk for Women to raise critically needed funds for cancer research and treatment. And, more than 1,000 community members also benefited from free health fairs sponsored by East West Bank at 18 branches in both Northern and Southern California.

In late 2005, we were delighted to announce the creation of the East West Bank Asian Gallery at the Bowers Museum of Cultural Art in Orange County, California. This gallery is the first of its kind in a major museum with more than 5,000 years of Asian history planned for exhibition.

Additionally, in early 2006, East West Bank was honored to co-sponsor Don Felder and Friends Rock Cerritos for Katrina, a benefit concert featuring top Rock and Roll legends to raise funds for victims of Hurricane Katrina.

We remain committed to finding creative and diverse avenues to help the communities we serve to prosper in every way.

The background of the entire page is a soft-focus photograph of several golden-brown paper cutouts of human figures. These figures are arranged in a circle, holding hands, symbolizing a community or a team. The lighting is warm and diffused, creating a gentle glow. A large, white, outlined arrow shape is positioned on the right side of the page, pointing towards the left, partially overlapping the text area.

East West Bank encourages the

# VALUES OF LEADERSHIP

to make a difference in the community

Providing  
**STRONG, SEASONED GUIDANCE**  
 every step of the way



**PEGGY CHERNG** is co-chair of Panda Restaurant Group, which includes more than 850 restaurants in the United States, Puerto Rico and Japan. Dr. Cherng holds a Ph.D. in Electrical Engineering and serves on the boards of the National Restaurant Association, Methodist Hospital of Southern California, Children's Hospital Los Angeles and the Peter F. Drucker Graduate School of Management at Claremont Graduate University.



**RUDOLPH ESTRADA** is a former presidential appointee serving as commissioner on the White House Commission on Small Business as well as the White House Fellows Commission. Mr. Estrada also served as the Los Angeles District Director for the U. S. Small Business Administration and serves on the board of directors of several corporate, private and non-profit organizations. Mr. Estrada is president and CEO of Estradagy Business Advisors, a business advisory group. In addition, he serves as a business professor in the California State University system and heads the Small Business Institute. He has over 25 years of banking experience.



**JULIA S. GOUW** is executive vice president and chief financial officer of East West Bancorp, Inc. and East West Bank. Prior to joining East West in 1989, Ms. Gouw spent over five years as a CPA with KPMG LLP. Ms. Gouw was ranked among the top 10 bank CFOs in the nation by *U.S. Banker* in January 2006. She serves on the board of visitors of the UCLA School of Medicine and chairs the executive advisory board of the Iris Cantor-UCLA Women's Health Center. Ms. Gouw is also on the board of directors of Huntington Memorial Hospital.



**JOHN KOOKKEN** has garnered a broad banking experience, having retired as chief financial officer and vice chairman of Security Pacific Corp., the parent of former Security Pacific National Bank. He served as a director of Golden State Bancorp until its acquisition in 2002. Among his community activities, he is a member of the boards of Huntington Memorial Hospital and of the Children's Bureau of Southern California.



East West Bank received a corporate governance rating of 96.3%,\* one of the highest ratings in our industry group. We thank each member of our board of directors.

*\*Awarded by the Institutional Shareholder Services*



**HERMAN Y. LI** is chairman of the C&L Restaurant Group Inc., a franchisee of Burger King and Denny's in multiple states. Mr. Li is president of the Southern California Burger King Franchisee Association and a member of the Burger King Corporation's Diversity Action Council. He also serves on the board of directors of the National Franchisee Association representing over 8,000 Burger King restaurants worldwide. Mr. Li is vice chair of the Committee of 100.



**JACK C. LIU, ESQ.** is senior advisor for Morgan Stanley International Real Estate Fund ("MSREF") and is president of MSREF's affiliates MSUB Asset Management Corp. and New Recovery Asset Management Corp. in Taiwan. Previously, during the period from 2000 to 2001, he was president of the Asia region of Global Gateway, L.P. Prior to that, Mr. Liu practiced with the law firm of Morgan Lewis & Bockius LLP, Los Angeles office. Mr. Liu is admitted to practice law in the jurisdictions of California, Washington, D.C. and the Republic of China. His legal expertise is in international corporate, real estate and banking.



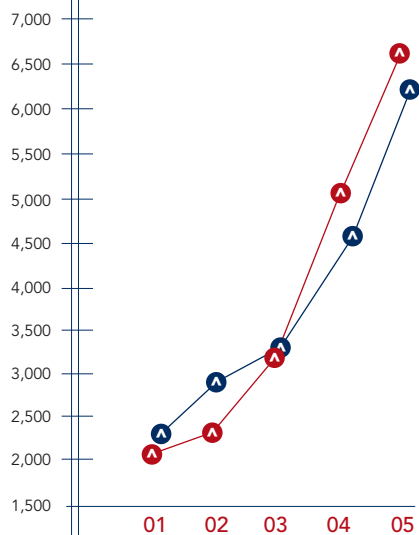
**DOMINIC NG** is chairman, president and chief executive officer of East West Bancorp, Inc. and East West Bank. Prior to taking the helm of East West in 1992, Mr. Ng was president of Seyen Investment, Inc. and spent over a decade as a CPA with Deloitte & Touche LLP. Mr. Ng serves on the board of directors of the Federal Reserve Bank of San Francisco, Los Angeles Branch, and the board of directors of Mattel, Inc.



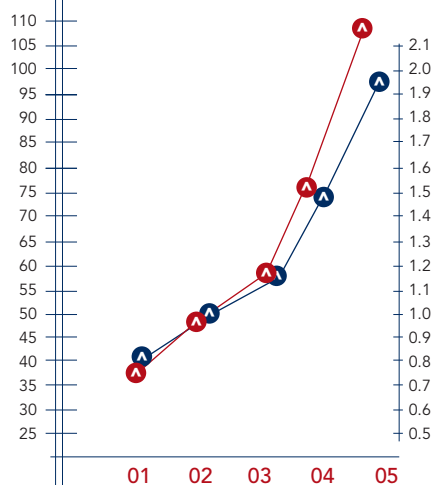
**KEITH W. RENKEN** is managing partner of the consulting company Renken Enterprises and a professor in the University of Southern California Executive-in-Residence Program. Mr. Renken is a former senior partner of Deloitte & Touche LLP, from which he retired in 1992 after 33 years with the firm. He serves on the board of directors of 21st Century Insurance Group. Mr. Renken's many honors include the Distinguished Business Leader Award from the Los Angeles Area Chamber of Commerce.

## EAST WEST BANCORP, INC. FIVE-YEAR FINANCIAL HIGHLIGHTS

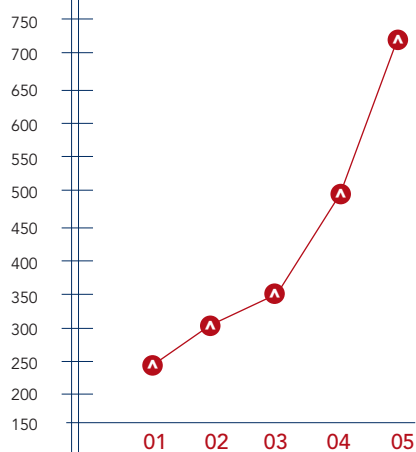
(Dollars in thousands, except per share data)



**Loans** (in millions)  
**Deposits** (in millions)



**Net Income** (in millions)  
**Earnings Per Share** (diluted, in dollars)



**Stockholders' Equity** (in millions)

	2005	2004	2003	2002	2001
NET INTEREST INCOME	\$280,115	\$199,173	\$143,311	\$118,309	\$100,347
NONINTEREST INCOME	29,649	30,371	31,081	23,364	20,260
NONINTEREST EXPENSE	123,533	91,461	75,932	62,657	61,790
NET INCOME	108,380	78,022	58,992	49,489	38,783
DILUTED EARNINGS PER SHARE (1)	1.97	1.49	1.19	1.00	0.81

TOTAL ASSETS	\$8,278,256	\$6,028,880	\$4,055,433	\$3,321,489	\$2,825,303
LOANS RECEIVABLE, NET	6,724,320	5,080,454	3,234,133	2,313,199	2,132,838
DEPOSITS	6,258,587	4,522,517	3,312,667	2,926,352	2,417,974
STOCKHOLDERS' EQUITY	734,138	514,309	361,983	302,117	244,415

RETURN ON AVERAGE ASSETS	1.55%	1.57%	1.64%	1.63%	1.47%
RETURN ON AVERAGE EQUITY	18.27	17.86	18.12	18.29	17.73
NET INTEREST MARGIN	4.22	4.24	4.26	4.14	4.02
EFFICIENCY RATIO (2)	36.53	35.64	38.57	39.64	45.07
NONPERFORMING ASSETS TO TOTAL ASSETS	0.36	0.10	0.16	0.37	0.20
NONACCRUAL LOANS TO TOTAL LOANS	0.36	0.10	0.16	0.38	0.17
TIER 1 LEVERAGE RATIO	8.14	9.08	9.13	8.99	8.45
TOTAL RISK BASED CAPITAL RATIO	11.15	10.93	10.87	11.86	11.24

(1) PRIOR PERIOD AMOUNTS HAVE BEEN RESTATED TO REFLECT THE 2 FOR 1 STOCK SPLIT ON JUNE 21, 2004.

(2) EXCLUDES THE AMORTIZATION OF INTANGIBLES AND INVESTMENTS IN AFFORDABLE HOUSING PARTNERSHIPS.

**EAST WEST BANCORP, INC. AND SUBSIDIARIES**  
**FIVE-YEAR SUMMARY OF SELECTED FINANCIAL INFORMATION**

*(In thousands, except per share data)*

	2005	2004	2003	2002	2001
<b>SUMMARY OF OPERATIONS:</b>					
INTEREST AND DIVIDEND INCOME	\$ 411,399	\$ 252,070	\$ 178,543	\$ 167,288	\$ 183,695
INTEREST EXPENSE	131,284	52,897	35,232	48,979	83,348
NET INTEREST INCOME	280,115	199,173	143,311	118,309	100,347
PROVISION FOR LOAN LOSSES	15,870	16,750	8,800	10,200	6,217
NET INTEREST INCOME AFTER PROVISION FOR LOAN LOSSES	264,245	182,423	134,511	108,109	94,130
NONINTEREST INCOME	29,649	30,371	31,081	23,364	20,260
NONINTEREST EXPENSE	123,533	91,461	75,932	62,657	61,790
INCOME BEFORE PROVISION FOR INCOME TAXES	170,361	121,333	89,660	68,816	52,600
PROVISION FOR INCOME TAXES	61,981	43,311	30,668	20,115	13,730
INCOME BEFORE CUMULATIVE EFFECT OF CHANGE IN ACCOUNTING PRINCIPLE	108,380	78,022	58,992	48,701	38,870
CUMULATIVE EFFECT OF CHANGE IN ACCOUNTING PRINCIPLE, NET OF TAX (1)	—	—	—	788	(87)
NET INCOME	<b>\$ 108,380</b>	<b>\$ 78,022</b>	<b>\$ 58,992</b>	<b>\$ 49,489</b>	<b>\$ 38,783</b>
BASIC EARNINGS PER SHARE (2)	\$ 2.03	\$ 1.54	\$ 1.23	\$ 1.05	\$ 0.84
DILUTED EARNINGS PER SHARE (2)	\$ 1.97	\$ 1.49	\$ 1.19	\$ 1.00	\$ 0.81
DIVIDENDS PER SHARE (2)	\$ 0.20	\$ 0.20	\$ 0.20	\$ 0.14	\$ 0.06
AVERAGE NUMBER OF SHARES OUTSTANDING, BASIC (2)	53,454	50,654	48,112	47,192	46,066
AVERAGE NUMBER OF SHARES OUTSTANDING, DILUTED (2)	55,034	52,297	49,486	49,260	48,108
<b>AT YEAR END:</b>					
TOTAL ASSETS	\$8,278,256	\$6,028,880	\$4,055,433	\$3,321,489	\$2,825,303
LOANS RECEIVABLE, NET	6,724,320	5,080,454	3,234,133	2,313,199	2,132,838
INVESTMENT SECURITIES AVAILABLE-FOR-SALE	869,837	534,452	445,142	531,607	323,099
DEPOSITS	6,258,587	4,522,517	3,312,667	2,926,352	2,417,974
FEDERAL HOME LOAN BANK ADVANCES	617,682	860,803	281,300	34,000	104,000
STOCKHOLDERS' EQUITY	734,138	514,309	361,983	302,117	244,415
SHARES OUTSTANDING (2)	56,519	52,501	48,857	47,764	46,752
BOOK VALUE PER SHARE (2)	\$ 12.99	\$ 9.80	\$ 7.41	\$ 6.33	\$ 5.23
<b>FINANCIAL RATIOS:</b>					
RETURN ON AVERAGE ASSETS	1.55%	1.57%	1.64%	1.63%	1.47%
RETURN ON AVERAGE EQUITY	18.27	17.86	18.12	18.29	17.73
DIVIDEND PAYOUT RATIO	9.88	12.93	16.31	12.87	7.13
AVERAGE STOCKHOLDERS' EQUITY TO AVERAGE ASSETS	8.48	8.77	9.04	8.92	8.26
NET INTEREST MARGIN	4.22	4.24	4.26	4.14	4.02
EFFICIENCY RATIO (3)	36.53	35.64	38.57	39.64	45.07
<b>ASSET QUALITY RATIOS:</b>					
NET CHARGEOFFS TO AVERAGE LOANS	0.08%	0.12%	0.06%	0.11%	0.21%
NONPERFORMING ASSETS TO YEAR END TOTAL ASSETS	0.36	0.10	0.16	0.37	0.20
ALLOWANCE FOR LOAN LOSSES TO YEAR END TOTAL GROSS LOANS	1.01	0.99	1.20	1.50	1.28

(1) IN 2002, THIS FIGURE REPRESENTS THE REMAINING BALANCE OF NEGATIVE GOODWILL AT DECEMBER 31, 2001. ON JANUARY 1, 2002, THE COMPANY ADOPTED SFAS NO. 142, GOODWILL AND OTHER INTANGIBLE ASSETS. SFAS NO. 142 REQUIRES COMPANIES TO CEASE AMORTIZING GOODWILL THAT EXISTED AT JUNE 30, 2001.

(2) PRIOR PERIOD AMOUNTS HAVE BEEN RESTATED TO REFLECT THE 2 FOR 1 STOCK SPLIT ON JUNE 21, 2004.

(3) EXCLUDES THE AMORTIZATION OF INTANGIBLES AND INVESTMENTS IN AFFORDABLE HOUSING PARTNERSHIPS.

**REPORT OF INDEPENDENT REGISTERED PUBLIC ACCOUNTING FIRM**

To the Board of Directors and Stockholders of  
East West Bancorp, Inc.  
Pasadena, California

We have audited the consolidated balance sheets of East West Bancorp, Inc. and subsidiaries (the "Company") as of December 31, 2005 and 2004, and the related consolidated statements of income, changes in stockholders' equity, and cash flows for each of the three years in the period ended December 31, 2005. We also have audited management's assessment of the effectiveness of the Company's internal control over financial reporting and the effectiveness of the Company's internal control over financial reporting as of December 31, 2005. Such consolidated financial statements, management's assessment of the effectiveness of the Company's internal control over financial reporting and our reports thereon dated March 10, 2006, expressing unqualified opinions (which are not included herein) are included in the Company's Annual Report on Form 10-K for the year ended December 31, 2005 as filed with the Securities and Exchange Commission. The accompanying condensed consolidated financial statements are the responsibility of the Company's management. Our responsibility is to express an opinion on such condensed consolidated financial statements in relation to the complete consolidated financial statements.

In our opinion, the information set forth in the accompanying condensed consolidated balance sheets as of December 31, 2005 and 2004, and the related condensed consolidated statements of income and of cash flows for each of the three years in the period ended December 31, 2005, is fairly stated in all material respects in relation to the basic consolidated financial statements from which it has been derived.

*Deloitte & Touche LLP*

Los Angeles, California  
March 10, 2006

**EAST WEST BANCORP, INC. AND SUBSIDIARIES**  
**CONSOLIDATED BALANCE SHEETS**

*(In thousands, except share data)*

	<b>DECEMBER 31,</b>	
	<b>2005</b>	<b>2004</b>
<b>ASSETS</b>		
CASH AND CASH EQUIVALENTS	\$ 151,192	\$ 93,075
INTEREST-BEARING DEPOSITS IN OTHER BANKS	—	100
SECURITIES PURCHASED UNDER RESALE AGREEMENT	50,000	—
INVESTMENT SECURITIES AVAILABLE-FOR-SALE, AT FAIR VALUE (WITH AMORTIZED COST OF \$873,969 IN 2005 AND \$534,459 IN 2004)	869,837	534,452
LOANS RECEIVABLE, NET OF ALLOWANCE FOR LOAN LOSSES OF \$68,635 IN 2005 AND \$50,884 IN 2004	6,724,320	5,080,454
INVESTMENT IN FEDERAL HOME LOAN BANK STOCK, AT COST	45,707	47,482
INVESTMENT IN FEDERAL RESERVE BANK STOCK, AT COST	12,285	6,923
OTHER REAL ESTATE OWNED, NET	299	299
INVESTMENT IN AFFORDABLE HOUSING PARTNERSHIPS	31,006	37,463
PREMISES AND EQUIPMENT, NET	38,579	19,749
DUE FROM CUSTOMERS ON ACCEPTANCES	6,074	13,277
PREMIUMS ON DEPOSITS ACQUIRED, NET	18,853	7,723
GOODWILL	143,254	43,702
CASH SURRENDER VALUE OF LIFE INSURANCE POLICIES	82,191	67,319
ACCRUED INTEREST RECEIVABLE AND OTHER ASSETS	82,073	57,439
DEFERRED TAX ASSETS	22,586	19,423
<b>TOTAL</b>	<b>\$8,278,256</b>	<b>\$6,028,880</b>
<b>LIABILITIES AND STOCKHOLDERS' EQUITY</b>		
<b>CUSTOMER DEPOSIT ACCOUNTS:</b>		
NONINTEREST-BEARING	\$ 1,331,992	\$ 1,097,851
INTEREST-BEARING	4,926,595	3,424,666
<b>TOTAL DEPOSITS</b>	<b>6,258,587</b>	<b>4,522,517</b>
FEDERAL FUNDS PURCHASED	91,500	—
FEDERAL HOME LOAN BANK ADVANCES	617,682	860,803
SECURITIES SOLD UNDER REPURCHASE AGREEMENTS	325,000	—
NOTES PAYABLE	8,833	11,018
BANK ACCEPTANCES OUTSTANDING	6,074	13,277
ACCRUED INTEREST PAYABLE, ACCRUED EXPENSES AND OTHER LIABILITIES	83,347	49,480
LONG-TERM DEBT	153,095	57,476
<b>TOTAL LIABILITIES</b>	<b>7,544,118</b>	<b>5,514,571</b>
<b>COMMITMENTS AND CONTINGENCIES</b>		
<b>STOCKHOLDERS' EQUITY</b>		
<b>COMMON STOCK (PAR VALUE OF \$0.001 PER SHARE)</b>		
AUTHORIZED — 200,000,000 SHARES		
ISSUED — 61,419,622 SHARES IN 2005 AND 57,361,807 SHARES IN 2004		
OUTSTANDING — 56,519,438 SHARES IN 2005 AND 52,500,766 SHARES IN 2004	61	57
ADDITIONAL PAID IN CAPITAL	389,004	260,152
RETAINED EARNINGS	393,846	296,175
DEFERRED COMPENSATION	(8,242)	(5,422)
TREASURY STOCK, AT COST — 4,900,184 SHARES IN 2005 AND 4,861,041 SHARES IN 2004	(37,905)	(36,649)
ACCUMULATED OTHER COMPREHENSIVE LOSS, NET OF TAX	(2,626)	(4)
<b>TOTAL STOCKHOLDERS' EQUITY</b>	<b>734,138</b>	<b>514,309</b>
<b>TOTAL</b>	<b>\$8,278,256</b>	<b>\$6,028,880</b>

**EAST WEST BANCORP, INC. AND SUBSIDIARIES**  
**CONSOLIDATED STATEMENTS OF INCOME**

(In thousands, except per share data)

	YEAR ENDED DECEMBER 31,		
	2005	2004	2003
<b>INTEREST AND DIVIDEND INCOME</b>			
LOANS RECEIVABLE, INCLUDING FEES	\$ 381,327	\$235,385	\$159,910
INVESTMENT SECURITIES AVAILABLE-FOR-SALE	25,912	14,597	16,309
INVESTMENT IN FEDERAL HOME LOAN BANK STOCK	2,275	1,322	494
SECURITIES PURCHASED UNDER RESALE AGREEMENT	1,118	—	—
INVESTMENT IN FEDERAL RESERVE BANK STOCK	492	127	—
SHORT-TERM INVESTMENTS	275	639	1,830
<b>TOTAL INTEREST AND DIVIDEND INCOME</b>	<b>411,399</b>	<b>252,070</b>	<b>178,543</b>
<b>INTEREST EXPENSE</b>			
CUSTOMER DEPOSIT ACCOUNTS	93,586	37,896	29,946
FEDERAL HOME LOAN BANK ADVANCES	26,603	11,801	2,959
LONG-TERM DEBT	6,766	3,139	2,280
SECURITIES SOLD UNDER REPURCHASE AGREEMENTS	2,562	—	—
FEDERAL FUNDS PURCHASED	1,767	61	47
<b>TOTAL INTEREST EXPENSE</b>	<b>131,284</b>	<b>52,897</b>	<b>35,232</b>
<b>NET INTEREST INCOME BEFORE PROVISION FOR LOAN LOSSES</b>	<b>280,115</b>	<b>199,173</b>	<b>143,311</b>
PROVISION FOR LOAN LOSSES	15,870	16,750	8,800
<b>NET INTEREST INCOME AFTER PROVISION FOR LOAN LOSSES</b>	<b>264,245</b>	<b>182,423</b>	<b>134,511</b>
<b>NONINTEREST INCOME</b>			
LETTERS OF CREDIT FEES AND COMMISSIONS	8,592	7,979	7,123
BRANCH FEES	7,446	6,987	7,232
NET GAIN ON INVESTMENT SECURITIES AVAILABLE-FOR-SALE	4,291	2,262	1,951
INCOME FROM LIFE INSURANCE POLICIES	3,204	2,993	3,286
ANCILLARY LOAN FEES	2,474	2,800	2,478
INCOME FROM SECONDARY MARKET ACTIVITIES	1,579	1,949	6,058
NET GAIN (LOSS) ON DISPOSAL OF FIXED ASSETS	52	3,030	(167)
OTHER OPERATING INCOME	2,011	2,371	3,120
<b>TOTAL NONINTEREST INCOME</b>	<b>29,649</b>	<b>30,371</b>	<b>31,081</b>
<b>NONINTEREST EXPENSE</b>			
COMPENSATION AND EMPLOYEE BENEFITS	53,669	39,136	31,844
OCCUPANCY AND EQUIPMENT EXPENSE	15,059	10,857	10,314
DEPOSIT-RELATED EXPENSES	8,452	4,908	3,889
AMORTIZATION OF INVESTMENTS IN AFFORDABLE HOUSING PARTNERSHIPS	6,468	7,427	6,677
AMORTIZATION OF PREMIUMS ON DEPOSITS ACQUIRED	3,914	2,215	1,989
DATA PROCESSING	2,747	2,122	1,868
DEPOSIT INSURANCE PREMIUMS AND REGULATORY ASSESSMENTS	996	802	722
OTHER OPERATING EXPENSES	32,228	23,994	18,629
<b>TOTAL NONINTEREST EXPENSE</b>	<b>123,533</b>	<b>91,461</b>	<b>75,932</b>
<b>INCOME BEFORE PROVISION FOR INCOME TAXES</b>	<b>170,361</b>	<b>121,333</b>	<b>89,660</b>
PROVISION FOR INCOME TAXES	61,981	43,311	30,668
<b>NET INCOME</b>	<b>\$108,380</b>	<b>\$ 78,022</b>	<b>\$ 58,992</b>
<b>EARNINGS PER SHARE</b>			
BASIC	\$ 2.03	\$ 1.54	\$ 1.23
DILUTED	\$ 1.97	\$ 1.49	\$ 1.19
<b>WEIGHTED AVERAGE NUMBER OF SHARES OUTSTANDING</b>			
BASIC	53,454	50,654	48,112
DILUTED	55,034	52,297	49,486

**EAST WEST BANCORP, INC. AND SUBSIDIARIES**  
**CONSOLIDATED STATEMENTS OF CHANGES IN STOCKHOLDERS' EQUITY**

*(In thousands, except share data)*

	COMMON STOCK	ADDITIONAL PAID IN CAPITAL	RETAINED EARNINGS	DEFERRED COMPENSATION	TREASURY STOCK	ACCUMULATED OTHER COMPREHENSIVE INCOME (LOSS), NET OF TAX	COMPREHENSIVE INCOME	TOTAL STOCKHOLDERS' EQUITY
<b>BALANCE, JANUARY 1, 2003</b>	<b>\$53</b>	<b>\$155,878</b>	<b>\$178,873</b>	<b>\$ —</b>	<b>\$(35,955)</b>	<b>\$ 3,268</b>		<b>\$302,117</b>
COMPREHENSIVE INCOME								
NET INCOME FOR THE YEAR			58,992				\$ 58,992	58,992
NET UNREALIZED LOSS ON INVESTMENT SECURITIES AVAILABLE-FOR-SALE						(1,933)	(1,933)	(1,933)
<b>TOTAL COMPREHENSIVE INCOME</b>							<b>\$ 57,059</b>	
STOCK COMPENSATION COSTS		12		430				442
TAX BENEFIT FROM OPTION EXERCISES		4,084						4,084
ISSUANCE OF 1,090,602 SHARES PURSUANT TO VARIOUS STOCK PLANS AND AGREEMENTS	1	11,435		(3,609)				7,827
ISSUANCE OF 4,344 SHARES IN LIEU OF BOARD OF DIRECTOR RETAINER FEES		82						82
CANCELLATION OF 1,290 SHARES DUE TO FORFEITURES OF ISSUED RESTRICTED STOCK				26	(31)			(5)
DIVIDENDS PAID ON COMMON STOCK			(9,623)					(9,623)
<b>BALANCE, DECEMBER 31, 2003</b>	<b>54</b>	<b>171,491</b>	<b>228,242</b>	<b>(3,153)</b>	<b>(35,986)</b>	<b>1,335</b>		<b>361,983</b>
COMPREHENSIVE INCOME								
NET INCOME FOR THE YEAR			78,022				\$ 78,022	78,022
NET UNREALIZED LOSS ON INVESTMENT SECURITIES AVAILABLE-FOR-SALE						(1,339)	(1,339)	(1,339)
<b>TOTAL COMPREHENSIVE INCOME</b>							<b>\$ 76,683</b>	
STOCK COMPENSATION COSTS				1,460				1,460
TAX BENEFIT FROM OPTION EXERCISES		5,456						5,456
ISSUANCE OF 844,459 SHARES PURSUANT TO VARIOUS STOCK PLANS AND AGREEMENTS		11,731		(4,392)				7,339
ISSUANCE OF 1,622,844 SHARES PURSUANT TO PRIVATE PLACEMENT	2	38,487						38,489
ISSUANCE OF 3,288 SHARES IN LIEU OF BOARD OF DIRECTOR RETAINER FEES		100						100
CANCELLATION OF 26,853 SHARES DUE TO FORFEITURES OF ISSUED RESTRICTED STOCK				663	(663)			—
ISSUANCE OF 1,199,578 SHARES PURSUANT TO TRUST BANK ACQUISITION	1	32,887						32,888
DIVIDENDS PAID ON COMMON STOCK			(10,089)					(10,089)
<b>BALANCE, DECEMBER 31, 2004</b>	<b>57</b>	<b>260,152</b>	<b>296,175</b>	<b>(5,422)</b>	<b>(36,649)</b>	<b>(4)</b>		<b>514,309</b>
COMPREHENSIVE INCOME								
NET INCOME FOR THE YEAR			108,380				\$ 108,380	108,380
NET UNREALIZED LOSS ON INVESTMENT SECURITIES AVAILABLE-FOR-SALE						(2,622)	(2,622)	(2,622)
<b>TOTAL COMPREHENSIVE INCOME</b>							<b>\$105,758</b>	
STOCK COMPENSATION COSTS				3,074				3,074
TAX BENEFIT FROM OPTION EXERCISES		5,701						5,701
ISSUANCE OF 915,811 SHARES PURSUANT TO VARIOUS STOCK PLANS AND AGREEMENTS	1	16,326		(7,150)				9,177
ISSUANCE OF 3,303 SHARES IN LIEU OF BOARD OF DIRECTOR RETAINER FEES		112						112
CANCELLATION OF 39,143 SHARES DUE TO FORFEITURES OF ISSUED RESTRICTED STOCK				1,256	(1,256)			—
ISSUANCE OF 3,138,701 SHARES PURSUANT TO UNITED NATIONAL BANK ACQUISITION	3	106,713						106,716
DIVIDENDS PAID ON COMMON STOCK			(10,709)					(10,709)
<b>BALANCE, DECEMBER 31, 2005</b>	<b>\$61</b>	<b>\$389,004</b>	<b>\$393,846</b>	<b>\$(8,242)</b>	<b>\$(37,905)</b>	<b>\$(2,626)</b>		<b>\$734,138</b>

**YEAR ENDED DECEMBER 31,**

	2005	2004 <i>(In thousands)</i>	2003
<b>DISCLOSURE OF RECLASSIFICATION AMOUNTS</b>			
UNREALIZED HOLDING LOSS ON SECURITIES ARISING DURING THE YEAR, NET OF TAX BENEFIT OF \$96 IN 2005, \$5 IN 2004, AND \$461 IN 2003	\$ (133)	\$ (7)	\$ (636)
LESS: RECLASSIFICATION ADJUSTMENT FOR GAIN INCLUDED IN NET INCOME, NET OF TAX EXPENSE OF \$1,802 IN 2005, \$964 IN 2004, AND \$938 IN 2003	(2,489)	(1,332)	(1,297)
<b>NET UNREALIZED LOSS ON SECURITIES, NET OF TAX BENEFIT OF \$1,898 IN 2005, \$970 IN 2004, AND \$1,400 IN 2003</b>	<b>\$(2,622)</b>	<b>\$ (1,339)</b>	<b>\$ (1,933)</b>

EAST WEST BANCORP, INC. AND SUBSIDIARIES  
CONSOLIDATED STATEMENTS OF CASH FLOWS

(In thousands)

	YEAR ENDED DECEMBER 31,		
	2005	2004	2003
<b>CASH FLOWS FROM OPERATING ACTIVITIES</b>			
NET INCOME	<b>\$108,380</b>	<b>\$78,022</b>	<b>\$58,992</b>
ADJUSTMENTS TO RECONCILE NET INCOME TO NET CASH PROVIDED BY OPERATING ACTIVITIES:			
DEPRECIATION AND AMORTIZATION	10,328	11,457	12,139
STOCK COMPENSATION COSTS	3,074	1,460	442
DEFERRED TAX BENEFIT	(10,982)	(1,988)	(3,238)
PROVISION FOR LOAN LOSSES	15,870	16,750	8,800
NET GAIN ON SALES OF INVESTMENT SECURITIES, LOANS AND OTHER ASSETS	(5,921)	(6,859)	(7,842)
FEDERAL HOME LOAN BANK STOCK DIVIDENDS	(2,176)	(1,111)	(449)
ORIGINATIONS OF LOANS HELD FOR SALE	(42,200)	(90,881)	(280,371)
PROCEEDS FROM SALE OF LOANS HELD FOR SALE	42,407	91,923	284,322
TAX BENEFIT FROM STOCK OPTIONS EXERCISED	5,701	5,456	4,084
NET CHANGE IN ACCRUED INTEREST RECEIVABLE AND OTHER ASSETS	5,770	(9,738)	(18,016)
NET CHANGE IN ACCRUED EXPENSES AND OTHER LIABILITIES:	13,942	(7,006)	14,891
TOTAL ADJUSTMENTS	35,813	9,463	14,762
NET CASH PROVIDED BY OPERATING ACTIVITIES	<b>144,193</b>	<b>87,485</b>	<b>73,754</b>
<b>CASH FLOWS FROM INVESTING ACTIVITIES</b>			
NET LOAN ORIGINATIONS	(1,250,789)	(1,719,662)	(737,877)
PURCHASES OF:			
SECURITIES PURCHASED UNDER RESALE AGREEMENT	(50,000)	—	—
INVESTMENT SECURITIES AVAILABLE-FOR-SALE	(458,720)	(460,763)	(213,738)
LOANS RECEIVABLE	(1,988)	(2,639)	(82,043)
FEDERAL HOME LOAN BANK STOCK	(25,725)	(37,384)	(7,377)
FEDERAL RESERVE BANK STOCK	(5,362)	(6,923)	—
INVESTMENTS IN AFFORDABLE HOUSING PARTNERSHIPS	(12)	(5,170)	(11,711)
PREMISES AND EQUIPMENT	(12,563)	(4,938)	(3,491)
PROCEEDS FROM SALE OF:			
INVESTMENT SECURITIES AVAILABLE-FOR-SALE	251,936	279,147	78,545
LOANS RECEIVABLE	54,366	—	1,555
PREMISES AND EQUIPMENT	3	10,560	1
MATURITY OF INTEREST-BEARING DEPOSITS IN OTHER BANKS	100	1,090	5,036
REPAYMENTS, MATURITY AND REDEMPTION OF INVESTMENT SECURITIES AVAILABLE-FOR-SALE	194,635	164,743	224,469
REDEMPTION OF FEDERAL HOME LOAN BANK STOCK	33,636	9,534	171
CASH OBTAINED FROM ACQUISITIONS, NET OF CASH PAID	49,077	16,460	3,713
NET CASH USED IN INVESTING ACTIVITIES	<b>(1,221,406)</b>	<b>(1,755,945)</b>	<b>(742,747)</b>

(continued)



EAST WEST BANCORP, INC. AND SUBSIDIARIES  
CONSOLIDATED STATEMENTS OF CASH FLOWS

*(In thousands)*

	YEAR ENDED DECEMBER 31,		
	2005	2004	2003
<b>CASH FLOWS FROM FINANCING ACTIVITIES</b>			
NET INCREASE IN DEPOSITS	871,000	1,016,592	251,406
NET INCREASE (DECREASE) IN FEDERAL FUNDS PURCHASED	91,500	(12,000)	12,000
NET (DECREASE) INCREASE IN FEDERAL HOME LOAN BANK ADVANCES	(242,750)	556,700	244,900
PROCEEDS FROM SECURITIES SOLD UNDER REPURCHASE AGREEMENTS	325,000	—	—
REPAYMENT OF NOTES PAYABLE	(2,185)	(2,085)	(1,200)
PROCEEDS FROM ISSUANCE OF LONG-TERM DEBT	95,000	25,000	10,000
PAYMENT OF DEBT ISSUE COST	(85)	—	—
PROCEEDS FROM ISSUANCE OF COMMON STOCK IN PRIVATE PLACEMENT	—	38,489	—
PROCEEDS FROM ISSUANCE OF COMMON STOCK PURSUANT TO VARIOUS STOCK PLANS AND AGREEMENTS	8,559	7,339	7,827
DIVIDENDS PAID ON COMMON STOCK	(10,709)	(10,089)	(9,623)
NET CASH PROVIDED BY FINANCING ACTIVITIES	<b>1,135,330</b>	<b>1,619,946</b>	<b>515,310</b>
NET INCREASE (DECREASE) IN CASH AND CASH EQUIVALENTS	58,117	(48,514)	(153,683)
CASH AND CASH EQUIVALENTS, BEGINNING OF YEAR	93,075	141,589	295,272
CASH AND CASH EQUIVALENTS, END OF YEAR	<b>\$151,192</b>	<b>\$93,075</b>	<b>\$141,589</b>
<b>SUPPLEMENTAL CASH FLOW INFORMATION</b>			
CASH PAID DURING THE YEAR FOR:			
INTEREST	\$ 123,435	\$ 52,014	\$ 36,147
INCOME TAX PAYMENTS, NET OF REFUNDS	63,881	52,494	34,262
NONCASH INVESTING AND FINANCING ACTIVITIES:			
ISSUANCE OF COMMON STOCK PURSUANT TO ACQUISITION	106,716	32,888	—
ISSUANCE OF COMMON STOCK IN LIEU OF BOARD OF DIRECTOR RETAINER FEES	112	100	82
ISSUANCE OF COMMON STOCK TO EMPLOYEES	618	—	—
GUARANTEED MORTGAGE LOAN SECURITIZATIONS	209,563	24,619	—
REAL ESTATE ACQUIRED THROUGH FORECLOSURE	—	299	—
AFFORDABLE HOUSING INVESTMENT FINANCED THROUGH NOTES PAYABLE	—	10,911	1,292

**COMMON STOCK AND DIVIDENDS:**

East West Bancorp, Inc. Common Stock trades on the Nasdaq Stock Market under the symbol EWBC. At December 31, 2005, there were 56,519,438 shares of common stock issued and outstanding.

The following table sets forth the range of closing sales prices for the Company's common stock for each of the quarters in the two years ended December 31, 2005:

	YEAR ENDED DECEMBER 31,			
	2005		2004	
	HIGH	LOW	HIGH	LOW
<b>FIRST QUARTER</b>	\$41.51	\$34.86	\$28.00	\$24.75
<b>SECOND QUARTER</b>	36.53	31.39	31.05	26.78
<b>THIRD QUARTER</b>	38.00	32.35	37.03	29.99
<b>FOURTH QUARTER</b>	38.83	31.85	43.30	33.89

East West quarterly cash dividends on common stock, when and if declared by the Board of Directors, are distributed in February, May, August and November.

**ANNUAL MEETING:**

The 2006 Annual Meeting of Shareholders will be held at 2:00 p.m. Pacific Standard Time on Thursday, May 25, 2006 at:

Corporate Headquarters  
East West Bank  
135 N. Los Robles Avenue, 7th Floor  
Pasadena, California 91101

Formal notice of the meeting with a proxy card and proxy statement, is being mailed to all shareholders of record as of March 27, 2006.

**STOCK TRANSFER STATEMENT**

Shareholders with inquiries about accounts, lost ticket certificates, or changes of address, may contact the U.S. Stock Transfer Corporation by calling (818) 502-1404 between 9:00 a.m. and 5:00 p.m. Pacific Standard Time. Written correspondence may be sent to:

U.S. Stock Transfer Corporation  
1745 Gardena Avenue  
Glendale, California 91204

**FINANCIAL INFORMATION AND MAILINGS:**

You may obtain the Company's annual reports on Form 10-K and other financial information by writing or calling:

East West Bancorp, Inc.  
Investor Relations  
135 N. Los Robles Avenue, 7th Floor  
Pasadena, California 91101  
(626) 768-6000

**QUARTERLY REPORTS:**

East West's financial results are provided in quarterly earnings releases. A copy of the release is available via the following methods:

**ON THE INTERNET**

Company information and news releases are also available at [www.eastwestbank.com](http://www.eastwestbank.com). To receive company news releases via e-mail, please contact Investor Relations at the telephone number or address above.

**BY MAIL**

Upon request we will mail you our quarterly earnings releases. To be added to the mailing list, please contact Investor Relations at the telephone number or address above.

## EXECUTIVE OFFICERS

- > **DOMINIC NG**  
President and CEO
  
- > **WELLINGTON CHEN**  
Executive Vice President  
Director of Corporate Banking
  
- > **K.Y. CHENG**  
Executive Vice President  
Director of International Trade Banking
  
- > **DONALD S. CHOW**  
Executive Vice President  
Director of Commercial Lending
  
- > **ROBERT L. DINGLE, JR.**  
Executive Vice President  
Chief Information Officer
  
- > **AGATHA FUNG**  
Executive Vice President  
Head of International Department
  
- > **JULIA S. GOUW**  
Executive Vice President  
Chief Financial Officer
  
- > **DOUGLAS P. KRAUSE**  
Executive Vice President  
General Counsel and Corporate Secretary
  
- > **MICHAEL W. LAI**  
Executive Vice President  
Northern California
  
- > **KELVIN LEE**  
Managing Director  
Community Banking
  
- > **WILLIAM J. LEWIS**  
Executive Vice President  
Chief Credit Officer
  
- > **DAVID L. SPIGNER**  
Executive Vice President  
Chief Strategic Officer
  
- > **ANDY YEN**  
Executive Vice President  
Director of Business Banking

## BOARD OF DIRECTORS

- > **DOMINIC NG**  
Chairman of the Board
  
- > **PEGGY CHERNG**
  
- > **RUDOLPH ESTRADA**
  
- > **JULIA S. GOUW**
  
- > **JOHN KOOKEN**
  
- > **HERMAN Y. LI**
  
- > **JACK C. LIU**
  
- > **KEITH W. RENKEN**

**HEADQUARTERS****PASADENA**

135 North Los Robles, 7th Floor (626) 768-6000

**SOUTHERN CALIFORNIA****ALHAMBRA**5 East Valley Boulevard (ATM Only)  
1881 West Main Street (626) 308-2012  
403 West Valley Boulevard (626) 576-7447**ANAHEIM**

99 Ranch Market - 651 North Euclid Street (714) 491-7942

**ARCADIA**99 Ranch Market -  
1300 South Golden West Avenue (626) 821-3539  
200 East Duarte Road (626) 821-4988  
901 South Baldwin Avenue (626) 447-8890**ARTESIA**

99 Ranch Market - 17713 Pioneer Boulevard (562) 809-6296

**BEVERLY HILLS**

450 North Roxbury Drive (310) 888-8865

**CALIFORNIA STATE UNIVERSITY, LOS ANGELES**

5151 State University Drive (ATM Only)

**CARSON**

510 West Carson Street (310) 533-1456

**CENTURY CITY**

1900 Avenue of the Stars (310) 712-0044

**CERRITOS**11812 East South Street (562) 924-8222  
11805 East South Street (562) 865-2268**CITY OF INDUSTRY**18645 East Gale Avenue (626) 854-8600  
1680 South Azusa Avenue (626) 913-8983**DIAMOND BAR**379 South Diamond Bar Boulevard (909) 861-3676  
1132 South Diamond Bar Boulevard (909) 612-1688**EL MONTE**9550 Flair Drive (626) 582-8050  
3920 North Peck Road (626) 579-5450**GLENDALE**

520 North Central Avenue (818) 545-8800

**HACIENDA HEIGHTS**

17188-A Colima Road (626) 810-1688

**IRVINE**99 Ranch Market - 15333 Culver Drive (949) 726-1189  
99 Ranch Market - 5402 Walnut Avenue (949) 451-1601  
8001 Irvine Center Drive (949) 727-3122  
14845 Jeffery Road (949) 733-8818**LINCOLN HEIGHTS**

2601 North Broadway (323) 223-1164

**LOS ANGELES**624 South Grand Avenue (213) 688-8600  
933 North Broadway (213) 617-8688  
942 North Broadway (213) 489-5300**MONTEBELLO**

2825 Via Campo (323) 723-2311

**MONTEREY PARK**228 West Garvey Avenue (626) 280-1688  
720 West Garvey Avenue (626) 281-3800  
638 South Atlantic Boulevard (626) 576-1811  
855 South Atlantic Boulevard (626) 281-5975**PALOS VERDES PENINSULA**

27421 Hawthorne Boulevard (310) 544-1556

**ROSEMEAD**

8168 East Garvey Avenue (626) 572-4633

**ROWLAND HEIGHTS**99 Ranch Market - 1015 Nogales Street (626) 581-0573  
18458 Colima Road (626) 854-0070  
19267 Colima Road (626) 810-8938**SAN GABRIEL**99 Ranch Market - 140 West Valley Boulevard (626) 927-1180  
140 West Valley Boulevard (626) 288-8688  
301 West Valley Boulevard (626) 308-1986**SAN MARINO**805 Huntington Drive (626) 799-1132  
2090 Huntington Drive (626) 457-1333  
2295 Huntington Drive (626) 683-2828**SANTA FE SPRINGS**

10100 Pioneer Boulevard (562) 906-7880

**SILVER LAKE**

2496 Glendale Boulevard (323) 667-9003

**SOUTH PASADENA**

1001 Fair Oaks Avenue (323) 682-3831

**TARZANA**

18321 Ventura Boulevard (818) 774-2666

**TORRANCE**

23737 Hawthorne Boulevard (310) 791-2800

**VAN NUYS**

99 Ranch Market - 6450 Sepulveda Boulevard (818) 947-0810

**WALNUT**

20607-1 Amar Road (909) 869-7232

**WEST COVINA**

3622 South Nogales Street (626) 912-8543

**WESTMINSTER**

9032 Bolsa Avenue (714) 895-2575

**NORTHERN CALIFORNIA****MAIN OFFICE**

26 O'Farrell Street (415) 576-8860

**BURLINGAME**

1350 Old Bayshore Highway (650) 696-6950

**CUPERTINO**10945 North Wolfe Road (408) 873-7030  
10001 North De Anza Boulevard (408) 873-8128**MILPITAS**

99 Ranch Market - 338 Barber Lane (408) 571-4481

**OAKLAND**

369 Ninth Street (510) 465-3333

**SAN FRANCISCO**4355 Geary Boulevard (415) 750-2800  
1241 Stockton Street (415) 433-1533**SAN JOSE**

1728 Hostetter Road (408) 392-0092

**SAN MATEO**

491 South El Camino Real (650) 340-1660

**UNION CITY**

2 Union Square (510) 475-3690

**TEXAS****HOUSTON**

11008 Bellaire Boulevard (281) 575-0077

**CHINA****BEIJING REPRESENTATIVE OFFICE**Bright China Chang An Building, Number 7, Room 609  
Jianguomen Nei Avenue, Dong Cheng District  
Phone: 011-86-10-6510-1551

**JAMES P. MISCOLL 1934-2006**

James P. Miscoll — esteemed banker, colleague and friend — served on the board of directors of East West Bank from 2000 to 2003 after retiring from Bank of America as vice chairman. During his tenure as a director of East West Bank, he guided the bank through a time of unprecedented growth and change, helping East West in its transition to a full-service commercial bank and to establish itself as one of the top performing banks in the nation. Mr. Miscoll's legacy continues as East West Bank builds on the solid commercial banking principles we learned from him. We will miss his wisdom and friendship.

Mr. Miscoll was born and raised in Wisconsin. He attended Marquette University, the Northwestern University Advanced Management Program, and the Harvard University Advanced Management Program. Mr. Miscoll served as an officer in the U.S. Navy for five years, after which he joined Bank of America in San Francisco in 1962. Throughout the course of his career, he held senior executive management positions in North America, Europe and Asia, retiring as vice chairman. Of special note and in recognition of his significant contributions to their countries, Mr. Miscoll was awarded the Knight Commander of the Order of Isabella la Católica conferred by His Majesty Juan Carlos I, King of Spain. Mr. Miscoll also was awarded the Knight Commander of the Order of the North Star conferred by His Majesty Carl Gustaf XVI, King of Sweden. He was also a Knight of Malta. Upon his retirement from Bank of America, Mr. Miscoll served on boards of directors of a variety of private and public companies. Mr. Miscoll also was known for his generous service on behalf of The Gregorian University Foundation, Rome, Italy, where he served as director for many years. Mr. Miscoll is survived by his wife, Ingeburg W. Miscoll of San Rafael, sons Douglas and Eric Miscoll, daughter, Kathleen Miscoll and eight grandchildren.



EASTWEST  
BANCORP

C O R P O R A T E   H E A D Q U A R T E R S

---

135 N. LOS ROBLES AVENUE, 7TH FLOOR, PASADENA, CA 91101 626.768.6000 [www.eastwestbank.com](http://www.eastwestbank.com)