

UNITED STATES
SECURITIES AND EXCHANGE COMMISSION
Washington, D.C. 20549
Form 10-K

(Mark One)

- ☒ **ANNUAL REPORT PURSUANT TO SECTION 13 OR 15(d) OF THE SECURITIES EXCHANGE ACT OF 1934**
For the fiscal year ended December 31, 2020
- OR**
- ☐ **TRANSITION REPORT PURSUANT TO SECTION 13 OR 15(d) OF THE SECURITIES EXCHANGE ACT OF 1934**

Commission file number 1-14569

PLAINS ALL AMERICAN PIPELINE, L.P.

(Exact name of registrant as specified in its charter)

| | |
|--|---|
| Delaware (State or other jurisdiction of incorporation or organization) | 76-0582150 (I.R.S. Employer Identification No.) |
| 333 Clay Street, Suite 1600, Houston, Texas (Address of principal executive offices) | 77002 (Zip Code) |

Registrant's telephone number, including area code: **(713) 646-4100**

Securities registered pursuant to Section 12(b) of the Act:

| Title of Each Class | Trading Symbol(s) | Name of Each Exchange on Which Registered |
|---------------------|-------------------|---|
| Common Units | PAA | Nasdaq |

Securities registered pursuant to Section 12(g) of the Act: **None**

Indicate by check mark if the registrant is a well-known seasoned issuer, as defined in Rule 405 of the Securities Act. Yes ☒ No ☐

Indicate by check mark if the registrant is not required to file reports pursuant to Section 13 or Section 15(d) of the Act. Yes ☐ No ☒

Indicate by check mark whether the registrant (1) has filed all reports required to be filed by Section 13 or 15(d) of the Securities Exchange Act of 1934 during the preceding 12 months (or for such shorter period that the registrant was required to file such reports), and (2) has been subject to such filing requirements for the past 90 days. Yes ☒ No ☐

Indicate by check mark whether the registrant has submitted electronically every Interactive Data File required to be submitted pursuant to Rule 405 of Regulation S-T during the preceding 12 months (or for such shorter period that the registrant was required to submit such files). Yes ☒ No ☐

Indicate by check mark whether the registrant is a large accelerated filer, an accelerated filer, a non-accelerated filer, a smaller reporting company, or an emerging growth company. See the definitions of "large accelerated filer," "accelerated filer," "smaller reporting company" and "emerging growth company" in Rule 12b-2 of the Exchange Act.

| | |
|---|--|
| Large accelerated filer <input checked="" type="checkbox"/> | Accelerated filer <input type="checkbox"/> |
| Non-accelerated filer <input type="checkbox"/> | Smaller reporting company <input type="checkbox"/> |
| | Emerging growth company <input type="checkbox"/> |

If an emerging growth company, indicate by check mark if the registrant has elected not to use the extended transition period for complying with any new or revised financial accounting standards provided pursuant to Section 13(a) of the Exchange Act. ☐

Indicate by check mark whether the registrant has filed a report on and attestation to its management's assessment of the effectiveness of its internal control over financial reporting under Section 404(b) of the Sarbanes-Oxley Act (15 U.S.C. 7262(b)) by the registered public accounting firm that prepared or issued its audit report. ☒

Indicate by check mark whether the registrant is a shell company (as defined in Rule 12b-2 of the Exchange Act). Yes ☐ No ☒

The aggregate market value of the Common Units held by non-affiliates of the registrant (treating all executive officers and directors of the registrant and holders of 10% or more of the Common Units outstanding for this purpose, as if they may be affiliates of the registrant) was approximately \$4.2 billion on June 30, 2020, based on a closing price of \$8.84 per Common Unit as reported on the New York Stock Exchange on such date. As of February 11, 2021, there were 722,052,254 Common Units outstanding.

DOCUMENTS INCORPORATED BY REFERENCE

Portions of the registrant's definitive Proxy Statement to be filed pursuant to Regulation 14A pertaining to the 2021 Annual Meeting of Unitholders are incorporated by reference into Part III hereof. The registrant intends to file such Proxy Statement no later than 120 days after the end of the fiscal year covered by this Form 10-K.

PLAINS ALL AMERICAN PIPELINE, L.P. AND SUBSIDIARIES
FORM 10-K—2020 ANNUAL REPORT
Table of Contents

| | | Page |
|--------------------------------|--|-------------|
| | | 5 |
| <u>PART I</u> | | |
| Items 1 and 2. | Business and Properties | 5 |
| Item 1A. | Risk Factors | 44 |
| Item 1B. | Unresolved Staff Comments | 72 |
| Item 3. | Legal Proceedings | 72 |
| Item 4. | Mine Safety Disclosures | 72 |
| <u>PART II</u> | | |
| | | 73 |
| Item 5. | Market for Registrant’s Common Units, Related Unitholder Matters and Issuer Purchases of Equity Securities | 73 |
| Item 6. | Selected Financial Data | 75 |
| Item 7. | Management’s Discussion and Analysis of Financial Condition and Results of Operations | 77 |
| Item 7A. | Quantitative and Qualitative Disclosures About Market Risk | 106 |
| Item 8. | Financial Statements and Supplementary Data | 107 |
| Item 9. | Changes in and Disagreements With Accountants on Accounting and Financial Disclosure | 107 |
| Item 9A. | Controls and Procedures | 107 |
| Item 9B. | Other Information | 108 |
| <u>PART III</u> | | |
| | | 109 |
| Item 10. | Directors and Executive Officers of Our General Partner and Corporate Governance | 109 |
| Item 11. | Executive Compensation | 109 |
| Item 12. | Security Ownership of Certain Beneficial Owners and Management and Related Unitholder Matters | 109 |
| Item 13. | Certain Relationships and Related Transactions, and Director Independence | 110 |
| Item 14. | Principal Accountant Fees and Services | 110 |
| <u>PART IV</u> | | |
| | | 111 |
| Item 15. | Exhibits and Financial Statement Schedules | 111 |
| Item 16. | Form 10-K Summary | 118 |

FORWARD-LOOKING STATEMENTS

All statements included in this report, other than statements of historical fact, are forward-looking statements, including but not limited to statements incorporating the words "anticipate," "believe," "estimate," "expect," "plan," "intend" and "forecast," as well as similar expressions and statements regarding our business strategy, plans and objectives for future operations. The absence of such words, expressions or statements, however, does not mean that the statements are not forward-looking. Any such forward-looking statements reflect our current views with respect to future events, based on what we believe to be reasonable assumptions. Certain factors could cause actual results or outcomes to differ materially from the results or outcomes anticipated in the forward-looking statements. The most important of these factors include, but are not limited to:

Factors Related Primarily to the COVID-19 Pandemic:

- further declines in global crude oil demand and crude oil prices that correspondingly lead to a significant reduction of North American crude oil, natural gas liquids ("NGL") and natural gas production (whether due to reduced producer cash flow to fund drilling activities or the inability of producers to access capital, or both, the unavailability of pipeline and/or storage capacity, the shutting-in of production by producers, government-mandated pro-ration orders, or other factors), which in turn could result in significant declines in the actual or expected volume of crude oil and NGL shipped, processed, purchased, stored, fractionated and/or gathered at or through the use of our assets and/or the reduction of commercial opportunities that might otherwise be available to us;
- uncertainty regarding the timing, pace and extent of an economic recovery in the United States and elsewhere, which in turn will likely affect demand for crude oil and therefore the demand for the midstream services we provide and the commercial opportunities available to us;
- uncertainty regarding the future impacts of COVID-19, which may depend on the development, deployment and effectiveness of vaccines; treatments and testing protocols; mutations of the virus resulting in increased transmissibility or severity of the disease or decreasing the effectiveness of vaccines or treatments; the capacity of our healthcare systems and public health infrastructure to manage current and future outbreaks; and various political and economic restrictions;
- the timing of a return to market conditions that are more conducive to an increase in drilling and production activities in the United States and a resulting increase in demand for the midstream services we provide;
- the refusal or inability of our customers or counterparties to perform their obligations under their contracts with us (including commercial contracts, asset sale agreements and other agreements), whether justified or not and whether due to financial constraints (reduced creditworthiness, liquidity issues or insolvency), market constraints, legal constraints (including governmental orders or guidance), the exercise of contractual or common law rights that allegedly excuse their performance (such as force majeure or similar claims) or other factors;
- our inability to perform our obligations under our contracts, whether due to non-performance by third parties, including our customers or counterparties, market constraints, third-party constraints, legal constraints (including governmental orders or guidance), or other factors;
- disruptions to futures markets for crude oil, NGL and other petroleum products, which may impair our ability to execute our commercial or hedging strategies;

General Factors:

- the effects of competition and capacity overbuild in areas where we operate, including contract renewal risk and the risk of loss of business to other midstream operators who are willing or under pressure to aggressively reduce transportation rates in order to capture or preserve customers;
- negative societal sentiment regarding the hydrocarbon energy industry and the continued development and consumption of hydrocarbons, which could influence consumer preferences and governmental or regulatory actions that adversely impact our business;
- unanticipated changes in crude oil and NGL market structure, grade differentials and volatility (or lack thereof);
- environmental liabilities or events that are not covered by an indemnity, insurance or existing reserves;
- fluctuations in refinery capacity in areas supplied by our mainlines and other factors affecting demand for various grades of crude oil, NGL and natural gas and resulting changes in pricing conditions or transportation throughput requirements;

- maintenance of our credit rating and ability to receive open credit from our suppliers and trade counterparties;
- the occurrence of a natural disaster, catastrophe, terrorist attack (including eco-terrorist attacks) or other event that materially impacts our operations, including cyber or other attacks on our electronic and computer systems;
- weather interference with business operations or project construction, including the impact of extreme weather events or conditions;
- the incurrence of costs and expenses related to unexpected or unplanned capital expenditures, third-party claims or other factors;
- the successful integration and future performance of acquired assets or businesses and the successful operation of joint ventures and joint operating arrangements we enter into from time to time, whether relating to assets operated by us or by third parties;
- failure to implement or capitalize, or delays in implementing or capitalizing, on investment capital projects, whether due to permitting delays, permitting withdrawals or other factors;
- shortages or cost increases of supplies, materials or labor;
- the impact of current and future laws, rulings, governmental regulations, trade policies, accounting standards and statements, and related interpretations, including legislation or regulatory initiatives that prohibit, restrict or regulate hydraulic fracturing or that prohibit the development of oil and gas resources and the related infrastructure on lands dedicated to or served by our pipelines;
- tightened capital markets or other factors that increase our cost of capital or limit our ability to obtain debt or equity financing on satisfactory terms to fund additional acquisitions, investment capital projects, working capital requirements and the repayment or refinancing of indebtedness;
- inability of producers, who have made commitments to our pipelines, to access capital to fund their drilling and completion activities;
- general economic, market or business conditions (both within North America and globally and including the potential for a recession or significant slowdown in economic activity levels) and the amplification of other risks caused by volatile financial markets, capital constraints, liquidity concerns and inflation;
- the availability of, and our ability to consummate, divestitures, joint ventures, acquisitions or other strategic opportunities;
- the use or availability of third-party assets upon which our operations depend and over which we have little or no control;
- the currency exchange rate of the Canadian dollar to the United States dollar;
- continued creditworthiness of, and performance by, our counterparties, including financial institutions and trading companies with which we do business;
- inability to recognize current revenue attributable to deficiency payments received from customers who fail to ship or move more than minimum contracted volumes until the related credits expire or are used;
- significant under-utilization of our assets and facilities;
- increased costs, or lack of availability, of insurance;
- the effectiveness of our risk management activities;
- fluctuations in the debt and equity markets, including the price of our units at the time of vesting under our long-term incentive plans;
- risks related to the development and operation of our assets, including our ability to satisfy our contractual obligations to our customers; and
- other factors and uncertainties inherent in the transportation, storage, terminalling and marketing of crude oil, as well as in the storage of natural gas and the processing, transportation, fractionation, storage and marketing of natural gas liquids.

Other factors described herein, as well as factors that are unknown or unpredictable, could also have a material adverse effect on future results. Please read Item 1A. "Risk Factors." Except as required by applicable securities laws, we do not intend to update these forward-looking statements and information.

PART I

Items 1 and 2. *Business and Properties*

General

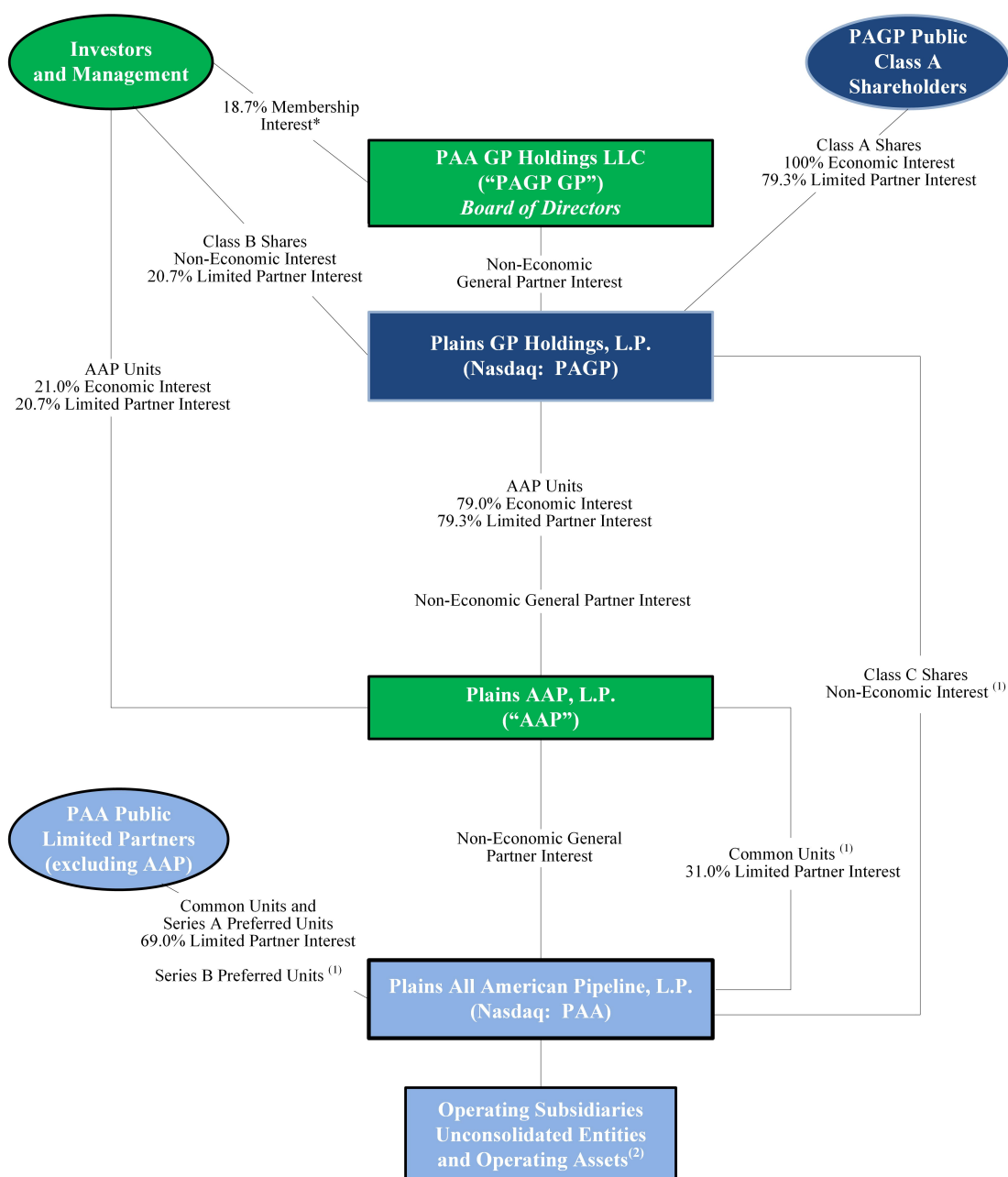
Plains All American Pipeline, L.P. is a publicly traded Delaware limited partnership. Our common units are listed on the Nasdaq Global Select Market ("Nasdaq") under the ticker symbol "PAA." Our business is based on the fundamental thesis that hydrocarbons are essential to the security and advancement of human quality of life and will continue to play a major long-term role in the world economy. We believe that midstream energy infrastructure provides a critical link between energy supply and demand, and is fundamental to the maintenance and advancement of our modern-day standard of living. Acknowledging the need for multiple forms of energy to meet growing world-wide demand, we believe absolute hydrocarbon demand will increase over time, driven by global population growth and a desire to improve quality of life. As a result, we believe that hydrocarbon energy infrastructure will remain critical and valuable.

Our business model integrates large-scale supply aggregation capabilities with the ownership and operation of critical midstream infrastructure systems that connect major producing regions to key demand centers and export terminals. As one of the largest midstream service providers in North America, we own an extensive network of pipeline transportation, terminalling, storage and gathering assets in key crude oil and natural gas liquids ("NGL") producing basins (including the Permian Basin) and transportation corridors and at major market hubs in the United States and Canada. Our assets and the services we provide are primarily focused on crude oil, NGL and natural gas.

Our operations are conducted directly and indirectly through our primary operating subsidiaries, which comprise 100% of the assets and operations affiliated with Plains and its subsidiaries. As used in this Form 10-K and unless the context indicates otherwise, the terms "Partnership," "Plains," "PAA," "we," "us," "our," "ours" and similar terms refer to Plains All American Pipeline, L.P. and its subsidiaries.

Organizational Structure

The diagram below shows our organizational structure as of December 31, 2020 in a summarized format:



* The remaining 81.3% membership interest in PAGP GP is owned by PAGP.

-
- (1) Each Class C share represents a non-economic limited partner interest in PAGP. The number of Class C shares that we own is equal to the number of outstanding common units and Series A Preferred units ("Common Unit Equivalents") that are entitled to vote, pro rata with the holders of PAGP Class A and Class B shares, for the election of eligible PAGP GP directors. The Class C shares function as a "pass-through" voting mechanism through which we vote at the direction of and as proxy for our common unitholders and Series A preferred unitholders in such director elections. Common units held by AAP and Series B preferred units are not entitled to vote in the election of directors.
- (2) The Partnership holds (i) direct and indirect ownership interests in consolidated operating subsidiaries including, but not limited to, Plains Marketing, L.P., Plains Pipeline, L.P., Plains Midstream Canada ULC ("PMCULC") and PAA Natural Gas Storage, L.P. and (ii) indirect equity interests in unconsolidated entities including, but not limited to, BridgeTex Pipeline Company, LLC, Cactus II Pipeline LLC, Capline Pipeline Company LLC, Diamond Pipeline LLC, Eagle Ford Pipeline LLC, Eagle Ford Terminals Corpus Christi LLC, Saddlehorn Pipeline Company, LLC, STACK Pipeline LLC, White Cliffs Pipeline, L.L.C. and Wink to Webster Pipeline LLC.

Business Strategy

Our principal business strategy is to provide competitive and efficient midstream infrastructure and logistics services to producers, refiners and other customers. We strive to address regional supply and demand imbalances for crude oil and NGL in the United States and Canada by combining the strategic location and capabilities of our transportation, terminalling, storage, processing and fractionation assets with our supply, logistics and distribution expertise. We intend to execute our strategy by:

- Focusing on operational excellence, continuous improvement and running a safe, reliable, environmentally and socially responsible operation;
- Using our well positioned network of midstream infrastructure in conjunction with our commercial capabilities to provide market access, flexibility and value chain solutions to our customers, capture market opportunities, address physical market imbalances, mitigate risks and generate sustainable cash flow and margin;
- Optimizing our asset portfolio and operations to maximize returns on invested capital; and
- Pursuing a balanced, long-term financial strategy that is focused on maintaining an investment grade credit profile and enhancing financial flexibility by making disciplined capital allocation decisions.

We believe successful execution of this strategy will enable us to generate sustainable earnings and cash flow, and will position us to reduce leverage and maintain an investment grade credit profile while increasing returns to equity holders over time.

Competitive Strengths

We believe that the following competitive strengths position us to successfully execute our principal business strategy:

- *Strategically located, geographically diverse and interconnected asset base that provides operational flexibility and commercial optionality.* The majority of our primary Transportation segment assets are in crude oil service, are located in well-established crude oil producing regions (with our largest asset presence in the Permian Basin) and other transportation corridors and are connected, directly or indirectly, with our Facilities segment assets. The majority of our Facilities segment assets are located at major trading locations and premium markets that serve as gateways to major North American refinery and distribution markets where we have strong business relationships. In addition, our pipeline, rail, barge, truck and storage assets provide our customers and us with significant flexibility and optionality to satisfy demand and balance markets.
- *Full-service integrated model and long-term focus attracts broad, diverse and high-quality customer base that supports sustainable fee-based cash flow generation.* Our strategically located and interconnected asset base enables us to provide our customers with a wide variety of services, including supply aggregation, quality segregation, flow assurance and market access. We focus on building long-term relationships and alignment of interests with our customers. We believe this approach has helped us build a high-quality portfolio of customers and contracts (including long-term, third-party transportation contracts and acreage dedication contracts) that provide long-term volume support for our assets and, in turn, support long-term fee-based cash flow generation from our assets.

- *We possess specialized crude oil and NGL market knowledge.* We believe our business relationships with participants in various phases of the crude oil and NGL distribution chain, from producers to refiners, as well as our own industry expertise (including our knowledge of North American crude oil and NGL flows), provide us with extensive market insight and an understanding of the North American physical crude oil and NGL markets that enables us to provide value chain solutions for our customers.
- *Our supply and logistics activities provide us with the opportunity to realize incremental margins.* We believe the variety of activities executed within our Supply and Logistics segment provides us with a low-risk opportunity to generate incremental margin, the amount of which may vary depending on market conditions (such as differentials and certain competitive factors).
- *We have the strategic and technical skills needed to execute strategic transactions that support our business and financial objectives, including joint ventures, joint ownership arrangements and divestitures.* Since 2016, we have consummated over 10 joint venture and/or joint ownership arrangements and completed over \$3 billion of divestitures of non-core assets and/or strategic sales of partial interests in selected assets. In addition, although acquisitions and investment capital projects are not currently a focus area, the strategic and technical skills needed to complete such transactions are very similar to those needed for other strategic transactions and since our initial public offering, we have completed and integrated over 90 acquisitions with an aggregate purchase price of approximately \$13.7 billion, and we have also implemented investment capital projects totaling approximately \$16.7 billion.
- *We have an experienced management team whose interests are aligned with those of our unitholders.* Our executive management team has an average of 30 years of experience spanning across all sectors of the energy industry, as well as investment banking, and an average of 14 years with us or our predecessors and affiliates. In addition, through their ownership of common units and grants of phantom units, our management team has a vested interest in our continued success.

Financial Strategy

Targeted Credit Profile

We believe that a major factor in our continued success is our ability to maintain significant financial flexibility. An important part of our financial strategy is our commitment to generating positive free cash flow after distributions with a continued priority on deleveraging while also prudently increasing cash returned to our unitholders.

In that regard, we intend to maintain a credit profile that we believe is consistent with investment grade credit ratings. We target a credit profile with the following attributes:

- a long-term debt-to-Adjusted EBITDA multiple averaging between 3.0x and 3.5x (See Item 7. "Management's Discussion and Analysis of Financial Condition and Results of Operations—Results of Operations—Non-GAAP Financial Measures" for our definition of Adjusted EBITDA and a discussion of our selected items that impact comparability and our non-GAAP measures.);
- an average long-term debt-to-total capitalization ratio of approximately 50% or less;
- an average total debt-to-total capitalization ratio of approximately 60% or less; and
- an average Adjusted EBITDA-to-interest coverage multiple of approximately 3.3x or better.

The first two of these four metrics include long-term debt as a critical measure, but do not include certain components of our capital structure such as short-term debt, preferred units and operating leases that may be considered by rating agencies in assigning their ratings. At December 31, 2020, our publicly-traded senior notes comprised approximately 97% of our long-term debt. Additionally, we also routinely incur short-term debt primarily in connection with our supply and logistics activities that involve the simultaneous purchase and forward sale of crude oil and NGL. The crude oil and NGL purchased in these transactions are hedged. These borrowings are self-liquidating as they are repaid with sales proceeds. We also incur short-term debt to fund New York Mercantile Exchange ("NYMEX") and Intercontinental Exchange ("ICE") margin requirements. In certain market conditions, these routine short-term debt levels may increase above baseline levels. Similar to our working capital borrowings, these borrowings are self-liquidating. We do not consider the working capital borrowings or margin requirements associated with these activities to be part of our long-term capital structure.

Values and Sustainability

Our Core Values include Safety and Environmental Stewardship, Accountability, Ethics and Integrity and Respect and Fairness. Our Code of Business Conduct sets forth the ways in which these Core Values govern how we conduct ourselves and engage in business relationships. Additional information regarding our Core Values and our commitment to environmental and social responsibility is available in the Sustainability section of our website. See "—Available Information" below.

Ongoing Activities Related to Strategic Transactions

We are continuously engaged in the evaluation of potential transactions that support our current business strategy. While in the past such transactions have included acquisitions and large capital projects, consistent with our current strategic focus on capital discipline, leverage reduction, portfolio optimization and free cash flow generation, we are currently primarily focused on evaluating whether we should (i) sell assets that we regard as non-core or that we believe might be a better fit with the business and/or assets of a third-party buyer or (ii) sell partial interests in assets to strategic joint venture partners, in each case to optimize our asset portfolio and strengthen our balance sheet and leverage metrics. With respect to a potential divestiture, we may also conduct an auction process or may negotiate a transaction with one or a limited number of potential buyers. Such transactions could involve assets that, if sold or put into a joint venture or joint ownership arrangement, could have a material effect on our financial condition and results of operations.

We typically do not announce a transaction until after we have executed a definitive agreement. However, in certain cases in order to protect our business interests or for other reasons, we may defer public announcement of a transaction until closing or a later date. Past experience has demonstrated that discussions and negotiations regarding a potential transaction can advance or terminate in a short period of time. Moreover, the closing of any transaction for which we have entered into a definitive agreement may be subject to customary and other closing conditions, which may not ultimately be satisfied or waived. Accordingly, we can give no assurance that our current or future efforts with respect to any such transactions will be successful, and we can provide no assurance that our financial expectations with respect to such transactions will ultimately be realized. See Item 1A. "Risk Factors—Risks Related to Our Business—Divestitures, joint ventures, joint ownership arrangements and acquisitions involve risks that may adversely affect our business."

Joint Venture and Joint Ownership Arrangements

We are party to over 25 joint venture ("JV") and undivided joint interest ("UJI") arrangements with long-term partners throughout the industry value chain spanning across multiple North American basins. We believe that these capital-efficient arrangements provide strategic alignment with long-term industry partners, adding volume commitments to the systems and improving returns.

The following table summarizes our significant JVs as of December 31, 2020:

| Entity ⁽¹⁾ | Type of Operation | JV Ownership Percentage |
|--|--|-------------------------|
| BridgeTex Pipeline Company, LLC | Crude Oil Pipeline | 20% |
| Cactus II Pipeline LLC | Crude Oil Pipeline ⁽²⁾ | 65% |
| Capline Pipeline Company LLC | Crude Oil Pipeline ⁽³⁾ | 54% |
| Diamond Pipeline LLC | Crude Oil Pipeline ⁽²⁾ | 50% |
| Eagle Ford Pipeline LLC | Crude Oil Pipeline ⁽²⁾ | 50% |
| Eagle Ford Terminals Corpus Christi LLC | Crude Oil Terminal and Dock ⁽²⁾ | 50% |
| Red River Pipeline Company LLC ⁽⁴⁾⁽⁵⁾ | Crude Oil Pipeline ⁽²⁾ | 67% |
| Saddlehorn Pipeline Company, LLC ⁽⁴⁾ | Crude Oil Pipeline | 30% |
| STACK Pipeline LLC | Crude Oil Pipeline ⁽²⁾ | 50% |
| White Cliffs Pipeline, LLC | Crude Oil Pipeline | 36% |
| Wink to Webster Pipeline LLC ⁽⁴⁾ | Crude Oil Pipeline | 16% |

⁽¹⁾ Except for Eagle Ford Terminals, which is reported in our Facilities segment, the financial results from the entities are reported in our Transportation segment.

- (2) Asset is operated by Plains.
- (3) The Capline pipeline was taken out of service pending the reversal of the pipeline system.
- (4) Entity owns a UJI in the crude oil pipeline.
- (5) We consolidate Red River Pipeline Company LLC based on control, with our partner's 33% interest accounted for as a noncontrolling interest.

The following table summarizes our significant UJIs as of December 31, 2020, excluding UJIs that are indirectly owned by us through JVs (e.g., Wink to Webster, Saddlehorn and Red River JVs):

| Asset | Operating Segment | Type of Operation | UJI Ownership Percentage |
|---|-------------------|--------------------|--------------------------|
| Basin Pipeline ⁽¹⁾ | Transportation | Crude Oil Pipeline | 87% |
| Empress Processing ⁽²⁾ | Facilities | NGL Facility | 50% to 88% |
| Ft. Saskatchewan NGL Storage and Fractionation ⁽²⁾ | Facilities | NGL Facility | 21% to 48% |
| Western Corridor System ⁽²⁾ | Transportation | Crude Oil Pipeline | 21% to 58% |
| Samia NGL Storage and Fractionation ⁽²⁾ | Facilities | NGL Facility | 62% to 84% |
| Sunrise II Pipeline ⁽¹⁾ | Transportation | Crude Oil Pipeline | 80% |

- (1) Asset is operated by Plains.
- (2) Certain of these assets are operated by Plains.

Acquisitions

Since our initial public offering in 1998, the acquisition of midstream assets and businesses has been an important component of our business strategy. Over the last five years, we completed several acquisitions for an aggregate of approximately \$2.0 billion, the majority of which related to an acquisition in 2017. While the pace of our acquisition activity has slowed down in recent years, we continue to selectively analyze and pursue assets and businesses that are strategic and complementary to our existing operations.

Divestitures

In 2016, we initiated a program to evaluate potential sales of non-core assets and/or sales of partial interests in assets to strategic joint venture partners to optimize our asset portfolio and strengthen our balance sheet and leverage metrics. Through December 31, 2020, we have completed asset sales totaling more than \$3 billion.

Investment Capital Projects

Our extensive asset base and our relationships with long-term industry partners across the value chain provide us with opportunities for organic growth through the construction of additional assets that are complementary to, and expand or extend, our existing asset base. Our 2021 capital plan consists of capital-efficient, highly contracted projects that help address industry needs. Substantially all of the capital will be invested in our fee-based Transportation and Facilities segments. The following investment capital projects are included in our 2021 capital plan as of February 2021:

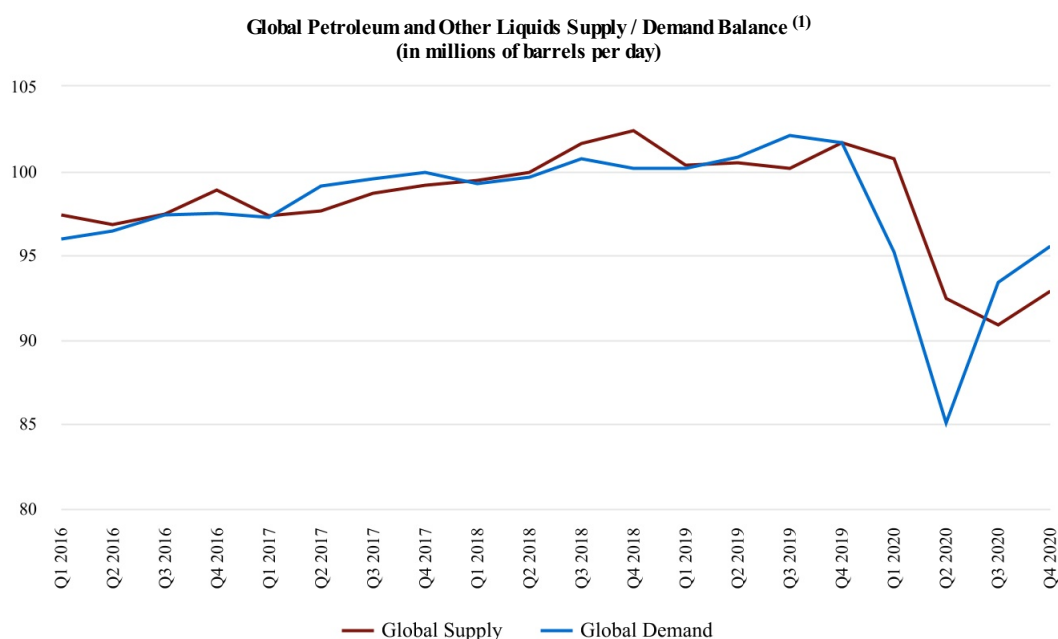
| Project | Description | Projected In-Service Date | 2021 Plan Amount ⁽¹⁾ (\$ in millions) |
|--|--|---------------------------|---|
| Permian Basin Takeaway Pipeline Projects | Primarily includes contributions for our interest in the Wink to Webster JV pipeline | 2021 - 2022+ | \$ 140 |
| Long-Haul Pipeline Projects (Non-Permian) | Primarily includes contributions for our interests in the Diamond JV pipeline expansion / Capline JV pipeline reversal | 1H 2021 - 2022 | 115 |
| Complementary Permian Basin Projects | Multiple projects to support the Permian Basin takeaway pipeline projects, and to expand/extend our gathering and intra-basin pipelines | 1H 2020 - 2021+ | 85 |
| Selected Facilities Projects | Primarily includes amounts for new connections at our St. James and Cushing facilities and a cavern conversion at our Fort Saskatchewan facility | 2021 | 50 |
| Other Projects | | 2021 - 2022+ | 35 |
| Total Projected Investment Capital Expenditures ⁽¹⁾ | | | \$ 425 |

⁽¹⁾ Represents the portion of the total project cost expected to be incurred during the year. Potential variation to current capital costs estimates may result from (i) changes to project design, (ii) final cost of materials and labor and (iii) timing of incurrence of costs due to uncontrollable factors such as receipt of permits or regulatory approvals and weather.

Global Petroleum Market Overview and Fundamental Themes

Current Global Petroleum Market Conditions

Crude oil and other petroleum liquids are supplied by producers around the world, including the Organization of Petroleum Exporting Countries ("OPEC") and North American producers, among others. The chart below depicts the relationship between global supply of crude oil and other petroleum liquids and demand since the beginning of 2016:



⁽¹⁾ Average barrels produced and consumed per quarter.

Source: U.S. Energy Information Administration ("EIA"), Short-Term Energy Outlook, February 2021

In 2019, global demand for crude oil and other petroleum liquids worldwide averaged approximately 101 million barrels per day and since the year 2000 had grown at an average annual rate of approximately 1.0 to 1.5 million barrels per day. The largest drivers of demand growth were increases in population and rising standards of living in developing nations, particularly in Asia.

In 2020, global demand for crude oil and other petroleum liquids worldwide averaged approximately 92 million barrels per day, representing a significant decrease compared to 2019 as a result of the COVID-19 pandemic. As countries around the globe implemented government mandated shutdowns, demand for refined products such as gasoline, diesel and jet fuel significantly decreased resulting in global crude oil and other petroleum liquids demand falling to approximately 81 million barrels per day in April of 2020.

As global demand decreased, inventories began to build and global crude oil prices reached historic lows. Global supply responded in an attempt to rebalance the market as OPEC enacted production cuts, and North American producers shut-in production and greatly reduced capital spending, leading to a 75% reduction in Lower 48 onshore rig count versus the March 2020 peak and an excess of infrastructure in every major North American producing basin.

Both the EIA and OPEC currently forecast that global crude oil demand will recover to or near pre-COVID-19 levels by year end 2021. The global retrenchment of capital in both long-cycle and short-cycle supply combined with natural declines may put a constraint on the ability of producers to meet a meaningful recovery in demand. When demand does recover, there may be a need for incremental supply, and United States short-cycle shale is well positioned to meet this need. In the meantime, we as an industry must focus on rationalization and optimization of the existing infrastructure base while ensuring the ability to serve future growth of both supply and demand. Similar to crude oil, we expect demand for NGL to increase as the world population increases and as the population in developing nations seek to improve their quality of life. In addition, the resource base and the existing logistical infrastructure in North America is well situated to supply a meaningful portion of the expected increase in demand for NGL.

Crude Oil Market Overview

Crude oil is a global commodity that serves as feedstock for many of the world's essential refined products such as transportation fuels (gasoline, diesel, jet fuel) and heating oil, among others. While commodities are typically considered unspecialized, mass-produced and fungible, crude oil is neither unspecialized nor fungible. The crude slate available to North American and world-wide refineries consists of a substantial number of different grades and varieties. Each crude oil grade has distinguishing physical properties. For example, specific gravity (generally referred to as light or heavy), sulfur content (generally referred to as sweet or sour) and metals content, along with other characteristics, collectively result in varying economic attributes. In many cases, these factors result in the need for such grades to be batched or segregated in the transportation and storage processes, blended to precise specifications or adjusted in value.

The lack of fungibility of the various grades of crude oil creates logistical transportation, terminalling and storage challenges and inefficiencies associated with regional volumetric supply and demand imbalances. These logistical inefficiencies are created as certain qualities of crude oil are indigenous to particular regions or countries. Also, each refinery has a distinct configuration of process units designed to handle particular grades of crude oil. The relative yields and the cost to obtain, transport and process the crude oil drive the refinery's choice of feedstock.

We designed a business model to integrate large-scale supply aggregation capabilities with the ownership and operation of critical infrastructure systems that connect major producing regions (supply) to key demand centers (refineries) and export terminals. Our assets and our business strategy are designed to serve our producer and refiner customers by addressing regional crude oil supply and demand imbalances that exist in the United States and Canada. The nature and extent of supply and demand imbalances change from time to time as a result of a variety of factors, including global demand for exports; regional production declines and/or increases; refinery expansions, modifications and shut-downs; available transportation and storage capacity; and government mandates and related regulatory factors.

NGL Market Overview

NGL primarily includes ethane, propane, normal butane, iso-butane and natural gasoline, and is derived from natural gas production and processing activities, as well as crude oil refining processes. Liquefied petroleum gas ("LPG") primarily includes propane and butane, which liquefy at moderate pressures making it easier to transport and store than ethane. NGL refers to all NGL products including LPG when used in this Form 10-K.

NGL is the primary feedstock for petrochemical facilities that produce many of the everyday consumer products used in the world. Individual NGL products have varying uses. Described below are the five basic NGL components and their typical uses:

- *Ethane (C2)*. Ethane accounts for the largest portion of the NGL barrel and substantially all of the extracted ethane is used as feedstock in the production of ethylene, one of the basic building blocks for a wide range of plastics and other chemical products. When ethane recovery from a wet natural gas stream is uneconomic, ethane is left in the natural gas stream, subject to pipeline specifications.
- *Propane (C3)*. Propane is used as heating fuel, engine fuel and industrial fuel, for agricultural burning and drying and also as petrochemical feedstock for the production of ethylene and propylene.
- *Normal butane (C4)*. Normal butane is principally used for motor gasoline blending and as fuel gas, either alone or in a mixture with propane, and feedstock for the manufacture of ethylene and butadiene, a key ingredient of synthetic rubber. Normal butane is also used as a feedstock for iso-butane production and as a diluent in the transportation of heavy crude oil and bitumen, particularly in Canada.

- *Iso-butane*. Iso-butane is principally used by refiners to produce alkylates to enhance the octane content of motor gasoline.
- *Natural Gasoline*. Natural gasoline is principally used as a motor gasoline blend stock, a petrochemical feedstock, or as diluent in the transportation of heavy crude oil and bitumen, particularly in Canada.

We source NGL supply from field processing plants that are connected to our Cochrane-to-Edmonton ("Co-Ed") system and other third-party pipelines that deliver NGL to our storage and processing assets in the Fort Saskatchewan area in Canada, and large processing plants located near Empress, Canada. These plants straddle the TransCanada pipeline system which is a mainline carrier of pipeline quality gas and primarily extract ethane that feeds local petrochemical facilities, and to a lesser extent extract NGL, which can be processed at our Empress or Samia fractionators. We expect NGL supply to grow with increased natural gas production in Western Canada when TransCanada completes the expansion of its mainline system in 2021.

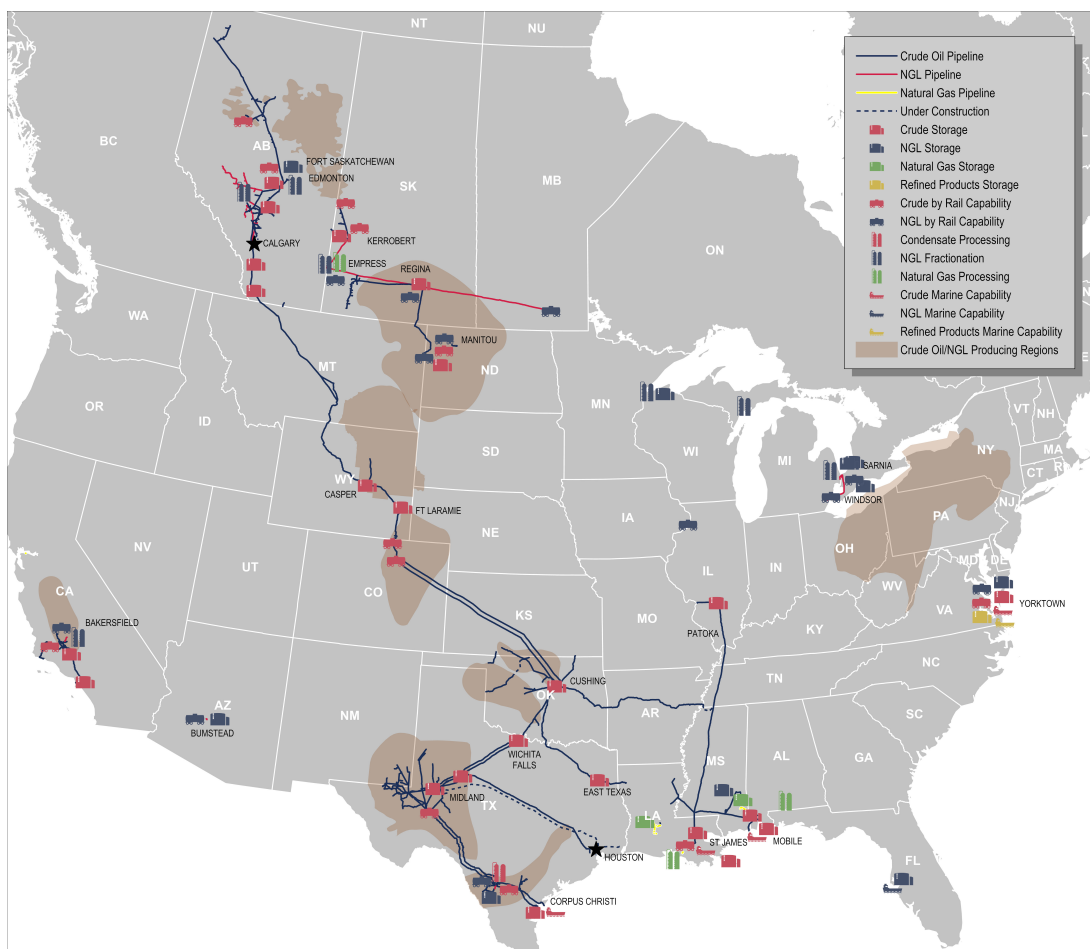
Natural Gas Storage Market Overview

North American natural gas storage facilities provide a staging and warehousing function for seasonal swings in demand relative to supply, as well as an essential reliability cushion against disruptions in natural gas supply, demand and transportation by allowing natural gas to be injected into, withdrawn from or warehoused in such storage facilities as dictated by market conditions. Natural gas storage serves as a "shock absorber" that balances the market, serving as a source of supply to meet the consumption demands in excess of daily production capacity and a warehouse for gas when production exceeds daily demand.

Overall market conditions for natural gas storage appear to be improving as several fundamental factors are contributing to growth in North American natural gas demand. These factors include (i) increasing exports of LNG from North America, (ii) increasing exports of natural gas to Mexico, (iii) construction of new natural gas-fired power plants, (iv) sustained fuel switching from coal to natural gas among existing power plants and (v) growth in base-level industrial demand. The increase in both supply and demand has created greater opportunities for natural gas storage operations.

Description of Segments and Associated Assets

Our business activities are conducted through three segments—Transportation, Facilities and Supply and Logistics. We have an extensive network of pipeline transportation, terminalling, storage and gathering assets in key crude oil and NGL producing basins and transportation corridors and at major market hubs in the United States and Canada. The map and descriptions below highlight our more significant assets (including certain assets under construction or development) as of December 31, 2020. Unless the context requires otherwise, references herein to our "facilities" includes all of the pipelines, terminals, storage and other assets owned by us.



Following is a description of the activities and assets for each of our three business segments.

Transportation Segment

Our Transportation segment operations generally consist of fee-based activities associated with transporting crude oil and NGL on pipelines, gathering systems and trucks. We generate revenue through a combination of tariffs, pipeline capacity agreements and other transportation fees. Our Transportation segment also includes equity earnings from our investments in entities that own or are developing transportation assets. We account for these investments under the equity method of accounting. See Note 9 to our Consolidated Financial Statements for additional information regarding these investments.

As of December 31, 2020, we employed a variety of owned or, to a much lesser extent, leased long-term physical assets throughout the United States and Canada in this segment, including approximately:

- 18,370 miles of active crude oil and NGL pipelines and gathering systems;
- 35 million barrels of active, above-ground tank capacity used primarily to facilitate pipeline throughput and help maintain product quality segregation; and
- 815 trailers (primarily in Canada).

The following is a tabular presentation of our active crude oil and NGL pipeline assets in the United States and Canada as of December 31, 2020, grouped by geographic location:

| Region | Ownership Percentage | Approximate System Miles ⁽¹⁾ | 2020 Average Net Barrels per Day ⁽²⁾ (in thousands) |
|--|----------------------|---|---|
| Crude Oil Pipelines: | | | |
| Permian Basin: | | | |
| Gathering pipelines | 100% | 3,265 | 1,472 |
| Intra-basin pipelines ⁽³⁾ | 50% - 100% | 815 | 1,907 |
| Long-haul pipelines ⁽³⁾ | 16% - 100% | 1,535 | 1,048 |
| | | <u>5,615</u> | <u>4,427</u> |
| South Texas/Eagle Ford | 50% - 100% | 830 | 380 |
| Central | 50% - 100% | 2,495 | 379 |
| Gulf Coast | 54% - 100% | 1,170 | 134 |
| Rocky Mountain | 21% - 100% | 3,380 | 245 |
| Western | 100% | 545 | 223 |
| Canada | 100% | 2,700 | 294 |
| Crude Oil Pipelines Total | | <u>16,735</u> | <u>6,082</u> |
| Canadian NGL Pipelines | 21% - 100% | 1,635 | 184 |
| Crude Oil and NGL Pipelines Total | | <u>18,370</u> | <u>6,266</u> |

⁽¹⁾ Includes total mileage of pipelines in which we own less than 100%.

- (2) Represents average daily volumes for the entire year attributable to our interest. Average daily volumes are calculated as the total volumes (attributable to our interest) for the year divided by the number of days in the year. Volumes reflect tariff movements and thus may be included multiple times as volumes move through our integrated system.
- (3) Includes pipelines operated by a third party.

A significant portion of our pipeline assets are interconnected and are operated as a contiguous system. The following descriptions are organized by type and geographic location and represent a selection of our most significant assets. Pipeline capacities throughout these descriptions are based on our reasonable estimate of volumes that can be delivered from origin to final destination on our pipeline systems. We report pipeline volumes based on the tariffs charged for individual movements, some of which may only utilize a certain segment of a pipeline system (i.e. two short-haul movements on a pipeline from point A to point B and another from point B to point C would double the pipeline tariff volumes on a particular system versus a single point A to point C movement). As a result, at times, our reported tariff barrel movements may exceed our total capacity.

Crude Oil Pipelines

Our crude oil pipelines are comprised of:

- *gathering pipelines* that move crude oil from wellhead or central battery connections to regional market hubs;
- *intra-basin pipelines* that are used as a hub system creating a significant amount of flexibility by creating connections between regional hub locations; and
- *long-haul pipelines* that move crude oil from (i) regional market hubs to major market hubs such as Cushing, Oklahoma or to export facilities, including our Corpus Christi terminal or (ii) major market hubs to a refinery.

Gathering Pipelines

Permian Basin. We own and operate over 3,200 miles of gathering pipelines in both the Midland Basin and the Delaware Basin that in aggregate represent over 2.5 million barrels per day of pipeline capacity. This gathering capacity includes pipeline capacity that delivers volumes to regional market hubs. Approximately 75% of the capacity of our gathering systems is in the Delaware Basin.

Central. We own and operate gathering pipelines that source crude oil from Western and Central Oklahoma and Southwest Kansas for transportation and delivery into our terminal facilities at Cushing, Oklahoma.

Rocky Mountain. We own and operate pipelines that provide gathering services in the Bakken and the Powder River Basin.

Western. We own and operate a pipeline in the San Joaquin Valley that gathers locally produced crude oil, which is then delivered via our Line 63 pipeline system and/or Line 2000 pipeline for transportation to Los Angeles area refiners.

Canada. We own and operate gathering systems with capacity of approximately 220,000 barrels per day. These gathering systems source crude from truck terminals and pipeline connected facilities to deliver to the Enbridge Mainline system at our Kerrobert and Regina terminals in Saskatchewan.

Intra-basin Pipelines

Permian Basin. We own and operate an intra-basin pipeline system with a capacity of over 2 million barrels per day that connects gathering pipelines and truck injection volumes to our owned and operated as well as third-party mainline pipelines that transport crude oil to major market hubs. This interconnected pipeline system is designed to provide shippers flow assurance, flexibility and access to multiple markets.

Canada. We own and operate intra-basin pipelines with capacity of approximately 290,000 barrels per day that deliver crude from northern and southern Alberta to the Edmonton, Alberta market hub. These pipelines provide shippers with flexibility to access the Enbridge and TransMountain long-haul pipelines along with the Imperial Oil Refinery. In addition, we have three cross-border pipelines that have the flexibility to move up to approximately 60,000 barrels per day of Canadian crude oil to our Rocky Mountain area long-haul pipelines. These intra-basin pipelines also have the ability to deliver up to approximately 105,000 barrels per day of crude oil to third-party pipelines in the Rocky Mountain region.

Long-haul Pipelines

Permian Basin. We own interests in multiple long-haul pipeline systems that, on a combined basis, represent over 1.5 million barrels per day of currently operational takeaway capacity (net to our ownership interests) out of the Permian Basin to major market hubs in Corpus Christi and Houston, Texas and Cushing, Oklahoma. Below is a description of some of our most significant long-haul pipeline systems within the Permian Basin region.

Permian to Cushing/Mid-Continent

- *Basin Pipeline (Permian to Cushing).* We own an 87% UJI in and are the operator of Basin Pipeline. Basin Pipeline has three primary origination locations: Jal, New Mexico; Wink, Texas; and Midland, Texas and, in addition to making intra-basin movements, serves as the primary route for transporting crude oil from the Permian Basin to Cushing, Oklahoma. Basin Pipeline also receives crude oil from a facility in southern Oklahoma which aggregates South Central Oklahoma Oil Province (SCOOP) production.
- *Sunrise II Pipeline.* We operate the Sunrise II Pipeline and, through a UJI arrangement, own 400,000 barrels of the capacity. Our Sunrise II Pipeline transports crude oil from Midland and Colorado City to connecting carriers at Wichita Falls.

Permian to Gulf Coast

- *BridgeTex Pipeline (Permian to Houston).* We own a 20% interest in the legal entity that owns the BridgeTex Pipeline, with two other partners. The pipeline, operated by a subsidiary of Magellan Midstream Partners, L.P., originates at Colorado City, Texas and extends to Houston, Texas. The pipeline has a capacity of 440,000 barrels per day and is capable of receiving supply from both our Basin and Midland South (formerly Sunrise) pipelines.
- *Cactus Pipeline (Permian to Corpus Christi).* We own and operate the Cactus Pipeline, which has a capacity of 390,000 barrels per day, originates at McCamey, Texas and extends to Gardendale, Texas. Cactus Pipeline volumes are interconnected to the Corpus Christi, Texas market through a connection at Gardendale to our Eagle Ford joint venture pipeline system.
- *Cactus II Pipeline (Permian to Corpus Christi).* We own a 65% interest in the legal entity that owns the Cactus II Pipeline ("Cactus II"), which we operate. Cactus II is a Permian mainline system that extends directly to the Corpus Christi, Texas market, and has a capacity of 670,000 barrels per day.
- *Wink to Webster Pipeline.* We own a 16% interest in the legal entity that owns the Wink to Webster Pipeline ("W2W Pipeline"), which in turn owns 100% of certain segments of the W2W Pipeline and a 71% UJI in the segment from Midland, Texas to Webster, Texas. The W2W Pipeline originates in the Permian Basin in West Texas and transports crude oil to multiple destinations in the Houston and Galveston market areas. The pipeline system, which is currently in partial service, will provide approximately 1.5 million barrels per day of crude oil capacity (1.1 million barrels per day, net to the UJI interest) and is supported by long-term shipper commitments. Phase one of the pipeline system from Midland, Texas to Webster, Texas is currently in service. Phase two, which increases the pipeline system to 1.5 million barrels per day of capacity, is expected to be in service in the fourth quarter of 2021, at which time long-term shipper commitments will become effective. The third phase of the project, which includes the segments from Wink, Texas to Midland, Texas and from Webster, Texas to Baytown, Texas, has been deferred by the partners until the fourth quarter of 2023.

South Texas/Eagle Ford. We own a 50% interest in the legal entity that owns the Eagle Ford Pipeline through a joint venture with a subsidiary of Enterprise. We serve as the operator of the Eagle Ford Pipeline, which has a total capacity of approximately 660,000 barrels per day and connects Permian and Eagle Ford area production to Corpus Christi, Texas refiners and terminals. Additionally, the Eagle Ford Pipeline has connectivity to Houston, Texas via a connection with Enterprise's pipeline at Lyssy, Texas.

Central. We own and operate various pipeline systems that extend from our Cushing terminal in Oklahoma to various refineries and/or crude oil hubs. Below is a description of some of our most significant pipeline systems in the Central region.

- *Diamond Pipeline (Cushing to Memphis)*. We own a 50% interest in the legal entity that owns the Diamond Pipeline through a joint venture with Valero Energy Corporation ("Valero"). We operate the Diamond Pipeline, which extends from our Cushing Terminal to Valero's refinery in Memphis, Tennessee. The Diamond Pipeline is underpinned by a long-term minimum volume commitment and currently has a total capacity of 200,000 barrels per day. Following the successful 2019 open season on the Capline Pipeline system ("Capline"), the joint venture partners sanctioned an expansion and modest extension of the Diamond Pipeline that will expand its capacity to approximately 420,000 barrels per day, connect it to Capline and facilitate the movement of volumes from Cushing, Oklahoma to St. James, Louisiana.
- *Red River Pipeline (Cushing to Longview)*. The Red River Pipeline is an approximately 235,000 barrel per day capacity pipeline that extends from our Cushing Terminal in Oklahoma to Longview, Texas, where it connects with various pipelines. The Red River Pipeline is supported by long-term shipper commitments and we serve as operator. In May 2019, we announced a new joint venture of the Red River Pipeline. Delek Logistics Partners, LP ("Delek") purchased a 33% ownership interest in the new Red River Pipeline Company LLC ("Red River JV") joint venture and we retained a 67% interest. In 2020, we put into service an expansion that enables additional volume pull-through from Cushing, Oklahoma and the Permian to the U.S. Gulf Coast markets, providing additional supply optionality for shippers. In support of this expansion, Delek increased its long-term throughput and deficiency agreement on the Red River Pipeline system from an existing 35,000 barrels per day to 100,000 barrels per day. The Red River JV has an approximate 69% UJI in the pipeline segment from Cushing to Hewitt and owns 100% of the segment of the pipeline extending from Hewitt to Longview.

Rocky Mountain. Our pipeline systems in the Rocky Mountain region provide access to our terminal in Cushing, Oklahoma as well as other major market hubs. We own and operate the Bakken North pipeline system that accommodates bidirectional flow and can move crude oil from the Bakken to the Enbridge Mainline system at Regina, Saskatchewan or from the Enbridge Mainline system to our terminal in Trenton, North Dakota. We own a UJI in a pipeline system that extends from the Canadian border to our terminal in Guemsey, Wyoming. This pipeline system receives crude oil from our Rangeland and Milk River Pipelines in Canada. In addition to these assets, our largest Rocky Mountain area systems include the following joint venture pipelines, both of which connect to our terminal in Cushing, Oklahoma.

- *Saddlehorn Pipeline*. We own a 30% interest in the legal entity that owns the Saddlehorn Pipeline and, through a UJI arrangement, owns 290,000 barrels per day of capacity in the Saddlehorn Pipeline, which includes a recent expansion of 100,000 barrels per day. The pipeline extends from the Niobrara and Denver-Julesburg ("DJ") Basin to Cushing and is operated by Magellan. The Saddlehorn Pipeline is supported by minimum volume commitments.
- *White Cliffs Pipeline*. We own an approximate 36% interest in the entity that owns the White Cliffs Pipeline system through a joint venture with three other partners. The White Cliffs Pipeline system consists of one crude oil pipeline with approximately 100,000 barrels per day of capacity that extends from the DJ Basin to Cushing, Oklahoma and one NGL pipeline with approximately 90,000 barrels per day of capacity that extends from the DJ Basin to a tie-in location with the Southern Hills Pipeline in Oklahoma. The NGL pipeline is supported by a long-term capacity lease and long-term throughput agreements. A subsidiary of Energy Transfer LP serves as the operator of the pipelines.

Western. We own and operate the Line 63 and Line 2000 pipelines in California. Line 2000 is a mainline system that has the capacity to transport approximately 110,000 barrels per day from the San Joaquin Valley to refineries and terminal facilities in the Los Angeles area. Line 63 is used as a gathering and distribution system. The pipeline gathers crude oil in the San Joaquin Valley for delivery to Line 2000 and local refiners. In the Los Angeles area, the Line 63 distribution lines are used to move crude oil from Line 2000 to local refiners.

Canadian NGL Pipelines

Supply lines. Our supply lines transport NGL from producing locations to downstream processing facilities. Our primary supply system, the Co-Ed NGL pipeline system, has transportation capacity of approximately 70,000 barrels per day and gathers NGL from Southwest and Central Alberta (Cardium, Deep Basin, and Alberta Montney) for delivery to our Fort Saskatchewan, Alberta NGL fractionation facilities. In addition, we own a 50% UJI in a supply line with capacity of approximately 50,000 barrels per day that carries NGL from our Empress, Alberta fractionation facility to cavern storage assets in Kerrobert, Saskatchewan.

Market lines. Market lines are typically used to transport NGL from production locations to further downstream market distribution and storage terminals. We own and operate one market pipeline, the Plains Petroleum Transmission Company ("PPTC") pipeline system, which has approximately 15,500 barrels per day of capacity. The pipeline extends from our Empress, Alberta fractionation facility to our Fort Whyte terminal in Winnipeg, Manitoba. The pipeline also delivers NGL to various terminals and rail loading facilities along the pipeline system.

Hub lines. Hub lines connect regional hub locations, such as processing assets to storage and petrochemical facilities. We own and operate hub lines in eastern Canada with approximately 130,000 barrels per day of capacity that transport propane and butane from our Samia, Ontario fractionation facility to our St. Clair, Michigan and Windsor, Ontario storage, rail and truck terminals, as well as third-party locations, and ethane from the Kinder Morgan Utopia pipeline to Nova Chemicals' Corunna petrochemical complex in Samia, Ontario.

Facilities Segment

Our Facilities segment operations generally consist of fee-based activities associated with providing storage, terminalling and throughput services primarily for crude oil, NGL and natural gas, as well as NGL fractionation and isomerization services and natural gas and condensate processing services. We generate revenue through a combination of month-to-month and multi-year agreements and processing arrangements.

Revenues generated in this segment include (i) storage and throughput fees at our crude oil, NGL and natural gas storage facilities, (ii) fees from natural gas and condensate processing services and from NGL fractionation and isomerization services and (iii) loading and unloading fees at our rail terminals.

As of December 31, 2020, we owned, operated or employed a variety of long-term physical assets throughout the United States and Canada in this segment, including:

- approximately 75 million barrels of crude oil storage capacity primarily at our terminalling and storage locations;
- approximately 28 million barrels of NGL storage capacity;
- approximately 68 billion cubic feet ("Bcf") of natural gas storage working gas capacity;
- approximately 26 Bcf of owned base gas;
- five natural gas processing plants located throughout Canada and the Gulf Coast area of the United States;
- a condensate processing facility located in the Eagle Ford area of South Texas with an aggregate processing capacity of approximately 120,000 barrels per day;
- eight fractionation plants located throughout Canada and the United States with an aggregate net processing capacity of approximately 206,500 barrels per day, and an isomerization and fractionation facility in California with an aggregate processing capacity of approximately 15,000 barrels per day;
- 22 crude oil and NGL rail terminals located throughout the United States and Canada;
- five marine facilities in the United States; and
- approximately 330 miles of active pipelines that support our facilities assets.

The following discussion contains a detailed description of our more significant Facilities segment assets.

Crude Oil Storage and Terminalling Facilities

Our largest crude oil terminals are located in key market hubs, including Cushing, Oklahoma, St. James, Louisiana, Midland, Texas and Patoka, Illinois, and have connectivity to all major inbound and outbound pipelines and other terminals at these hubs.

We are the largest provider of crude oil terminalling services in Cushing, Oklahoma, which is one of the largest physical trading hubs in the United States and is the delivery point for crude oil futures contracts traded on the NYMEX. Our Cushing Terminal has been designated by the NYMEX as an approved delivery location for crude oil delivered under the NYMEX light sweet crude oil futures contract.

Our Cushing terminal is connected to our long-haul pipelines from the Permian Basin and Rocky Mountain regions, as well as to our Central region gathering pipelines. Additionally the terminal supplies crude oil to all four of our joint venture, Central region long-haul pipelines.

Our Midland terminal has access to all of our Permian Basin gathering pipelines, either through direct connections, or through our intra-basin pipelines in the Permian Basin. Likewise, the terminal is also either directly connected, or connected through our intra-basin pipelines to all four of our Permian Basin long-haul pipelines.

Our terminals at Corpus Christi, Texas, St. James, Louisiana and Mobile, Alabama all have docks and the capacity to export crude oil. In addition, our St James terminal has a rail unload facility that can move crude from rail cars to pipelines that service local refiners, or to our dock for export.

Our Patoka and St. James terminals are both connected to Capline pipeline, and the terminals will be a receipt and destination facility, respectively, once Capline is placed into service in 2022.

Our crude oil terminals have significant flexibility and operational capabilities, including large-scale multi-grade handling and segregation capabilities and multiple marine transportation loading and unloading capabilities. The table below presents our crude oil storage capacity by location as of December 31, 2020:

| Crude Oil Storage Facilities | Total Capacity (MMBbls) |
|--------------------------------------|----------------------------|
| <i>Cushing</i> | 27 |
| <i>St. James</i> | 15 |
| <i>Patoka</i> | 7 |
| <i>Permian Basin Area</i> | 8 |
| <i>Mobile and Ten Mile</i> | 5 |
| <i>Corpus Christi ⁽¹⁾</i> | 1 |
| <i>Other ⁽²⁾</i> | 12 |
| | <u>75</u> |

(1) We own 50% of this storage capacity through our investment in Eagle Ford Terminals Corpus Christi LLC.

(2) Amount includes approximately 2 million barrels of storage capacity associated with our crude oil rail terminal operations.

NGL Storage, Fractionation and Isomerization and Natural Gas Processing Facilities

We have a large integrated network of NGL storage and fractionation and natural gas processing facilities throughout Canada, as well as NGL storage and fractionation facilities in the United States. The tables below present volumes and capacities for these facilities as of December 31, 2020 and our most significant assets are described further below.

| NGL Storage Facilities | Total Capacity (MMBbls) |
|-------------------------------|--------------------------------|
| <i>Fort Saskatchewan</i> | 11 |
| <i>Sarnia Area</i> | 7 |
| <i>Empress Area</i> | 4 |
| <i>Other</i> | 6 |
| | 28 |

| NGL Fractionation and Isomerization Facilities | Ownership Interest | Total Spec Product ⁽¹⁾ (Bbls/d) | Net Capacity (Bbls/d) |
|---|---------------------------|---|------------------------------|
| <i>Empress</i> | 100 % | 19,300 | 23,300 |
| <i>Fort Saskatchewan</i> | 21-100% | 49,100 | 68,100 |
| <i>Sarnia</i> | 62-84% | 47,200 | 90,000 |
| <i>Other</i> | 82-100% | 13,200 | 40,100 |
| | | 128,800 | 221,500 |

| Natural Gas Processing Facilities ⁽²⁾ | Ownership Interest | Total Gas Spec Product ⁽¹⁾ (Bcf/d) | Gas Processing Capacity (Bcf/d) |
|---|---------------------------|--|--|
| <i>United States Gulf Coast Area</i> | 100 % | 0.2 | 0.3 |
| <i>Empress Area</i> | 50-88% | 2.3 | 6.0 |
| | | 2.5 | 6.3 |

(1) Represents average volumes net to our share for the entire year.

(2) While natural gas processing volumes are presented, they are not indicative of revenues generated by these assets as fees associated with our natural gas processing activities are generally fixed.

Fort Saskatchewan. The Fort Saskatchewan facility is located near Edmonton, Alberta in one of the key North American NGL hubs. The facility is a receipt, storage, fractionation and delivery facility for NGL and is connected to other major NGL plants and pipeline systems in the area. The facility's primary assets include 28 storage caverns. The facility includes assets operated by us and assets operated by a third party. Our ownership in the various facility assets ranges from approximately 21% to 100%. Our Fort Saskatchewan fractionation facility has a design capacity of 85,000 barrels per day and is able to produce up to approximately 50,000 barrels per day of spec propane, butane and condensate. The remaining capacity is used to produce a propane and butane mix, which is sent to our Sarnia facility for further fractionation. Through our 21% ownership in the Keyera Fort Saskatchewan fractionation plant, we have additional fractionation capacity of approximately 17,300 barrels per day.

Sarnia Area. Our Sarnia Area facilities in Southwestern Ontario consist of (i) our Sarnia facility, (ii) our Windsor storage terminal and (iii) our St. Clair, Michigan terminal. The Sarnia facility is a large NGL fractionation and storage facility located in the Sarnia Chemical Valley that contains multiple rail and truck loading spots. The Sarnia Area facilities are served by a network of multiple pipelines connected to various refineries, chemical plants and other pipeline systems in the area. This pipeline network also delivers product between our Sarnia facility and our Windsor storage terminal in addition to the delivery capability from our Sarnia facility to our St. Clair terminal. The Sarnia Fractionator is the largest fractionation plant in Eastern Canada and receives NGL feedstock primarily from the Enbridge pipeline system. The fractionation unit is able to produce approximately 120,000 barrels per day of spec NGL products. Our ownership in the various processing units at the Sarnia Fractionator ranges from 62% to 84%.

Empress Area. We own and/or operate four straddle plants located in the Empress Area, capable of processing up to 6.0 Bcf of natural gas per day, however, supply available to these plants are typically in the 2.5 to 3.5 Bcf per day range. These plants produce approximately 30,000 to 40,000 barrels per day of NGL which can be fractionated at either our Empress or Sarnia fractionators. Our Empress fractionation facility is capable of processing and producing up to 23,300 barrels per day of spec NGL products and is connected to our PPTC pipeline system.

Other. We have a long-term liquids supply and profit sharing contract with a third-party owned straddle plant, near Cochrane, Alberta, with gross processing capacity of approximately 2.5 Bcf per day. NGL produced from this facility are transported on our Co-Ed pipeline system to our Fort Saskatchewan area assets, and then to our Samia fractionator via the Enbridge pipeline system. In addition, we own a facility located near Bakersfield, California that provides approximately 15,000 barrels per day of isomerization and fractionation services to producers and customers.

Natural Gas Storage Facilities

We own two natural gas storage facilities with an aggregate commercial working gas capacity of approximately 68 Bcf in service as of December 31, 2020. Our natural gas storage facilities are strategically located within the Gulf Coast market and have a diverse group of customers, including liquefied natural gas ("LNG") exporters, utilities, pipelines, producers, power generators and marketers whose storage needs vary from traditional seasonal storage services to hourly balancing. We are located near several major market hubs and our facilities have multiple physical interconnects with third-party interstate pipelines, intrastate pipelines and direct connect customers, serving markets in the Gulf Coast, Mid-Atlantic, Northeast, and Southeast regions of the United States.

Condensate Processing Facility

Our Gardendale condensate processing facility is located in La Salle County, Texas. The facility stabilizes condensate that is primarily sourced from our Eagle Ford area gathering systems. The NGL extracted at this facility is delivered to a third-party pipeline that delivers the NGL to Mont Belvieu, Texas. The facility has a total processing capacity of 120,000 barrels per day and usable storage capacity of 160,000 barrels. Throughput at the Gardendale processing facility is supplied by long-term commitments from producers.

Crude Oil Rail Facilities

We own crude oil rail loading facilities located at or near Carr, Colorado; Tampa, Colorado; Manitou, North Dakota; and Kerrobert, Saskatchewan. We own crude oil rail unloading facilities in St. James, Louisiana, Yorktown, Virginia and Bakersfield, California. The table below presents aggregate loading and unloading capacity for these facilities as of December 31, 2020:

| | Ownership Interest | | Loading Capacity (Bbls/d) | Unloading Capacity (Bbls/d) |
|----------------------------------|--------------------|---|---------------------------|-----------------------------|
| <i>Crude Oil Rail Facilities</i> | 100 | % | 264,000 | 350,000 |

NGL Rail Facilities

We own 18 operational NGL rail facilities (including our Fort Saskatchewan rail facility, as well as facilities that can provide both crude oil and NGL service) strategically located near our NGL facilities as well as third-party distribution centers throughout Canada and the United States. Our NGL rail terminals are predominately utilized for internal purposes specifically for our supply and logistics activities. See our "Supply and Logistics Segment" discussion following this section for further discussion regarding the use of our rail terminals. The table below presents additional information regarding our NGL rail facilities as of December 31, 2020:

| | Ownership Interest | Number of Rack Spots | Number of Storage Spots |
|----------------------------|--------------------|----------------------|-------------------------|
| <i>NGL Rail Facilities</i> | 75-100% | 284 | 1,589 |

Supply and Logistics Segment

Our Supply and Logistics segment activities include the purchase, logistics and resale of crude oil and NGL in North America. Through these transactions, we seek to maintain a position that is substantially balanced between purchases and sales and future delivery obligations. The segment owns a significant volume of crude oil and NGL required to conduct our commercial activities. The crude oil and NGL used to support our ongoing commercial activities is classified as long-term assets and linefill or minimum inventory requirements. A summary of the assets employed to support our commercial activities, December 31, 2020, include approximately:

- 16 million barrels of crude oil and NGL linefill in pipelines owned by us;
- 4 million barrels of crude oil and NGL utilized as linefill in pipelines owned by third parties or otherwise required as long-term inventory;
- 680 trucks and 840 trailers; and
- 6,000 crude oil and NGL railcars.

Our crude oil activities generally include the purchase of crude oil at the wellhead or at central tank batteries typically owned by the crude oil producer. We may also purchase crude oil at market hubs, such as our Cushing terminal, or in-transit in a pipeline. We typically transport our crude oil supply to market hub locations, or directly to refiners using our pipeline or trucking assets and, to a lesser extent, pipelines owned by third parties. We may also optimize the value of our supply by executing exchanges with third parties, where we may exchange qualities of crude oil or the location of our crude oil, and we would either pay or receive a fee for the differential in value for the quality or location of the crude oil. We may use derivative instruments such as the NYMEX futures market to hedge our exposure to crude oil prices. We also hedge the currency differential between the U.S. and Canadian dollar for crude oil purchased on a Canadian dollar basis and sold on a U.S. dollar basis.

Our crude oil supplies are typically sold to refiners, crude oil exporters, traders or other market participants. All crude oil sales arrangements are subject to credit approval. In certain circumstances, where the market value for prompt deliveries of crude oil is discounted to the value for deferred delivery (such conditions are referred to as a "Contango Market") we may store crude oil in tanks included in our Facilities or Transportation segments and use a NYMEX futures contract to hedge the value of the stored crude oil.

Our NGL activities include the purchase of both NGL and the spec components propane and butane ("spec products"). Our NGL supply is typically sourced at our Empress facility, where we acquire the rights to extract NGL from producers and/or shippers of the gas streams that pass through our Empress facility. The extraction rights that we acquire allow us to process that gas at our Empress facility and extract the higher valued NGL from the gas stream. We then purchase natural gas to replace the thermal content attributable to the NGL that was extracted. Our NGL supply at Empress is then either fractionated into spec products at our Empress fractionator, or transported on a third-party pipeline and fractionated into spec products at our Samia fractionator. Often times we will use derivative instruments to hedge the differential between natural gas prices and the spec product prices to ensure that we are able to extract and fractionate NGL, and deliver spec products to markets at a profitable margin.

We also acquire spec products from third parties. The majority of the spec products we purchase are at the end ("tailgate") of our Fort Saskatchewan fractionator; however, we may also purchase butane from refiners and propane and/or butane from third-party processors. Some of the spec product we purchase at Fort Saskatchewan is combined into a propane/butane mix and transported on a third-party pipeline to our Samia fractionator. The spec products that we own are transported by pipeline, rail or truck and either delivered to one of our storage facilities, or delivered and sold to a third party. Similar to our crude oil activities, spec products may be profitably stored when there is a Contango Market. The value of the stored product is hedged using various derivative instruments.

Credit. Our supply and logistics activities require significant extensions of credit by our suppliers. In order to assure our ability to perform our obligations under the purchase agreements, various credit arrangements are negotiated with our suppliers. These arrangements include open lines of credit and, to a lesser extent, standby letters of credit issued under our hedged inventory facility or our senior unsecured revolving credit facility. In addition, storing crude oil, NGL or spec products in a Contango Market, or otherwise, requires us to have credit facilities to finance both the purchase of these products in the prompt month as well as margin requirements that may be required for the derivative instruments used to hedge our price exposure.

When we sell crude oil and NGL, we must determine the amount, if any, of credit to be extended to any given customer. Because our typical sales transactions can involve large volumes of crude oil, the risk of nonpayment and nonperformance by customers is a major consideration in our business. We believe our sales are made to creditworthy entities or entities with adequate credit support. We also have credit risk exposure related to our sales of NGL (principally propane); however, because our sales are typically in relatively small amounts to individual customers, we do not believe that these transactions pose a material concentration of credit risk. Typically, we enter into annual contracts to sell NGL on a forward basis, as well as to sell NGL on a current basis to local distributors and retailers. In certain cases our NGL customers prepay for their purchases, in amounts ranging up to 100% of their contracted amounts. See Note 3 to our Consolidated Financial Statements for further discussion of our credit review process and risk management procedures.

The following table shows the average daily volume of our supply and logistics activities for the year ended December 31, 2020:

| | Volumes (MBbls/d) |
|--|----------------------|
| Crude oil lease gathering purchases ⁽¹⁾ | 1,174 |
| NGL sales | 144 |
| Supply and Logistics segment total volumes | 1,318 |

(1) Of this amount, approximately 862 MBbls/d were purchased in the Permian Basin.

Impact of Commodity Price Volatility and Dynamic Market Conditions on Our Business Model

Crude oil, NGL and natural gas commodity prices have historically been very volatile. For example, in the last year, the prompt month NYMEX light, sweet futures contract (commonly referred to as "WTT") price ranged from a low of approximately minus \$38 per barrel to a high of approximately \$63 per barrel. Similarly, there has also been volatility within the propane and butane markets as seen through the North American benchmark price located at Mont Belvieu, Texas, as well as with the basis differentials between Mont Belvieu prices and prices realized at various market hubs in North America.

While our objective is to position the Partnership such that our overall annual cash flow is not materially adversely affected by the absolute level of energy prices, market volatility associated with shifts between demand-driven markets and supply-driven markets or other similar dynamics has in the past, and may in the future create market conditions that are more challenging to our business model. In extended periods of lower crude oil and/or NGL prices, or periods where the supply and demand fundamentals compress regional location differentials, our financial results may be adversely impacted. In such market conditions, product flows on our pipelines in our Transportation segment may be adversely impacted and/or our Supply and Logistics segment may not fully recover its costs on certain transactions. Alternatively, in periods where supply exceeds regional demand and/or pipeline egress, product flows on our pipelines may be favorably impacted and/or our Supply and Logistics segment may be able to capture additional margins. In executing our business model, we employ a variety of financial risk management tools and techniques, predominantly in our Supply and Logistics segment. These are discussed in greater detail in the "—Risk Management" section below.

Relative contribution levels will vary from quarter-to-quarter due to seasonality, particularly with respect to our NGL activities in our Supply and Logistics segment. However, we expect that (absent material outperformance in our Supply and Logistics segment) our fee-based Transportation and Facilities segments should comprise more than 90% of our aggregate segment results.

Risk Management

In order to hedge margins involving our physical assets and manage risks associated with our various commodity purchase and sale obligations and, in certain circumstances, to realize incremental margin during volatile market conditions, we use derivative instruments. We also use various derivative instruments to manage our exposure to interest rate risk and currency exchange rate risk. In analyzing our risk management activities, we draw a distinction between enterprise-level risks and trading-related risks. Enterprise-level risks are those that underlie our core businesses and may be managed based on management's assessment of the cost or benefit of doing so. Conversely, trading-related risks (the risks involved in trading in the hopes of generating an increased return) are not inherent in our core business; rather, those risks arise as a result of engaging in trading activities. Our policy is to manage the enterprise-level risks inherent in our core businesses by using financial derivatives to protect our ability to generate cash flow and optimize asset profitability, rather than trying to profit from trading activity. Our commodity risk management policies and procedures are designed to monitor NYMEX, ICE and over-the-counter positions, as well as physical volumes, grades, locations, delivery schedules and storage capacity, to help ensure that our hedging activities address our risks. Our interest rate and currency exchange rate risk management policies and procedures are designed to monitor our derivative positions and ensure that those positions are consistent with our objectives and approved strategies. We have a risk management function that has direct responsibility and authority for our risk policies, related controls around commercial activities and procedures and certain other aspects of corporate risk management. Our risk management function also approves all new risk management strategies through a formal process. Our approved strategies are intended to mitigate and manage enterprise-level risks that are inherent in our core businesses.

Our policy is generally to structure our purchase and sales contracts so that price fluctuations do not materially affect our operating income, and not to acquire and hold physical inventory or derivatives for the purpose of speculating on outright commodity price changes. Although we seek to maintain a position that is substantially balanced within our supply and logistics activities, we purchase crude oil, NGL and natural gas from thousands of locations and may experience net unbalanced positions for short periods of time as a result of production, transportation and delivery variances as well as logistical issues associated with inclement weather conditions and other uncontrollable events that may occur. When unscheduled physical inventory builds or draws do occur, they are monitored constantly and managed to a balanced position over a reasonable period of time. This activity is monitored independently by our risk management function and must take place within predefined limits and authorizations.

Customers

Marathon Petroleum Corporation and its subsidiaries accounted for 13%, 12% and 14% of our revenues for the years ended December 31, 2020, 2019 and 2018, respectively. ExxonMobil Corporation and its subsidiaries accounted for 12%, 12% and 14% of our revenues for the years ended December 31, 2020, 2019 and 2018, respectively. Phillips 66 Company and its subsidiaries accounted for 11% of our revenues for the year ended December 31, 2019. No other customers accounted for 10% or more of our revenues during any of the three years ended December 31, 2020. The majority of revenues from these customers pertain to our supply and logistics operations. The sales to these customers occur at multiple locations and we believe that the loss of these customers would have only a short-term impact on our operating results. There is risk, however, that we would not be able to identify and access a replacement market at comparable margins. For a discussion of customers and industry concentration risk, see Note 16 to our Consolidated Financial Statements.

Competition

Competition among pipelines is based primarily on transportation charges, access to producing areas and supply regions and demand for crude oil and NGL by end users. Although new pipeline projects represent a source of competition for our business, there are also existing third-party owned pipelines with excess capacity in the vicinity of our operations that expose us to significant competition based on the relatively low operating cost associated with moving an incremental barrel of crude oil or NGL through such unutilized capacity. In areas where additional infrastructure is being built or has been built to accommodate new or increased production or changing product flows, we face competition in providing the required infrastructure solutions as well as the risk that capacity in the area will be overbuilt for the foreseeable future. As a result of multiple pipeline expansions that have occurred or are being completed in the Permian Basin and other areas, together with meaningful reductions in expected production growth due to COVID-19 impacts, we anticipate competition for uncommitted barrels and contract renewals and extensions will be amplified in the coming years, increasing our contract renewal and customer retention risk.

In addition, depending upon the specific movement, pipelines, which generally offer the lowest cost of transportation, may also face competition from other forms of transportation, such as truck, rail and barge. Although these alternative forms of transportation are typically higher cost, they can provide access to alternative markets at which a higher price may be realized for the commodity being transported, thereby overcoming the increased transportation cost.

We also face competition with respect to our supply and logistics and facilities services. Our competitors include other crude oil and NGL pipeline and terminalling companies, other NGL processing and fractionation companies, the major integrated oil companies and their marketing affiliates, independent gatherers, private equity backed entities, banks that have established a trading platform, brokers and marketers of widely varying sizes, financial resources and experience. Some of these competitors have capital resources greater than ours. The addition of new pipelines supported by minimum volume commitments and/or acreage dedications could also amplify the level of competition for purchasing wellhead barrels, especially in the Permian Basin and thus impact our margins.

Regulation

Our assets, operations and business activities are subject to extensive legal requirements and regulations under the jurisdiction of numerous federal, state, provincial and local agencies. Many of these agencies are authorized by statute to issue, and have issued, requirements binding on the pipeline industry, related businesses and individual participants. The failure to comply with such legal requirements and regulations can result in substantial fines and penalties, expose us to civil and criminal claims, and cause us to incur significant costs and expenses. See Item 1A. "Risk Factors—Risks Related to Laws and Regulations—Our operations are subject to laws and regulations relating to protection of the environment and wildlife, operational safety, climate change and related matters that may expose us to significant costs and liabilities. The current laws and regulations affecting our business are subject to change and in the future we may be subject to additional laws, executive orders and regulations, which could adversely impact our business." At any given time there may be proposals, provisional rulings or proceedings in legislation or under governmental agency or court review that could affect our business. The regulatory burden on our assets, operations and activities increases our cost of doing business and, consequently, affects our profitability. We can provide no assurance that the increased costs associated with any new or proposed laws, rules or regulations will not be material. We may at any time also be required to apply significant resources in responding to governmental requests for information and/or enforcement actions.

The following is a summary of certain, but not all, of the laws and regulations affecting our operations.

Health, Safety and Environmental Regulation

General

Our operations involving the storage, treatment, processing and transportation of liquid and gaseous hydrocarbons, including crude oil, are subject to stringent federal, state, provincial and local laws and regulations governing the discharge of materials into the environment or otherwise relating to protection of the environment, including wildlife. As with the industry generally, compliance with these laws and regulations increases our overall cost of doing business, including our capital costs to construct, maintain and upgrade equipment and facilities as regulations are updated or new regulations are invoked. Failure to comply with these laws and regulations could result in the assessment of administrative, civil and criminal penalties, the imposition of investigatory and remedial liabilities and the issuance of injunctions or other orders that may subject us to additional operational constraints. Failure to comply with these laws and regulations could also result in negative public perception of our operations or the industry in general, which may adversely impact our ability to conduct our business. Environmental and safety laws and regulations are subject to changes that may result in more stringent requirements, and we cannot provide any assurance that compliance with current and future laws and regulations will not have a material effect on our results of operations or earnings. A discharge of hazardous liquids into the environment could, to the extent such event is not insured, subject us to substantial expense, including both the cost to comply with applicable laws and regulations and any claims made by third parties. The following is a summary of some of the environmental, health and safety laws and regulations to which our operations are subject.

Pipeline Safety/Integrity Management

A substantial portion of our petroleum pipelines and our storage tank facilities in the United States are subject to regulation by the Department of Transportation's ("DOT") Pipeline and Hazardous Materials Safety Administration ("PHMSA") pursuant to the Hazardous Liquids Pipeline Safety Act of 1979, as amended (the "HLPSPA"). The HLPSPA imposes safety requirements on the design, installation, testing, construction, operation, replacement and management of pipeline and tank facilities. Federal regulations implementing the HLPSPA require pipeline operators to adopt measures designed to reduce the environmental impact of oil discharges from onshore oil pipelines, including the maintenance of comprehensive spill response plans and the performance of extensive spill response training for pipeline personnel. These regulations also require pipeline operators to develop and maintain a written qualification program for individuals performing covered tasks on pipeline facilities. Comparable regulation exists in some states in which we conduct intrastate common carrier or private pipeline operations. Regulation in Canada is under the Canada Energy Regulator ("CER"), formerly the National Energy Board, and provincial agencies.

United States

The HLPSPA was amended by the Pipeline Safety Improvement Act of 2002 and the Pipeline Inspection, Protection, Enforcement and Safety Act of 2006. These amendments have resulted in the adoption of rules by the DOT that require transportation pipeline operators to implement integrity management programs, including frequent inspections, correction of identified anomalies and other measures, to ensure pipeline safety in "high consequence areas" such as high population areas, areas unusually sensitive to environmental damage, and commercially navigable waterways. In the United States, our costs associated with the inspection, testing and correction of identified anomalies were approximately \$41 million in 2020. Based on currently available information, our preliminary estimate for 2021 is that we will incur approximately \$32 million in expenditures associated with our required pipeline integrity management program. However, significant additional expenses could be incurred if new or more stringently interpreted pipeline safety requirements are implemented. In addition to required activities, our integrity management program includes several voluntary, multi-year initiatives designed to prevent incidents. Costs incurred in connection with these voluntary initiatives were approximately \$24 million in 2020, and our preliminary estimate for 2021 is that we will incur approximately \$18 million of such costs.

PHMSA was reauthorized and the HLPSPA was amended in 2011, 2016 and 2020. The regulatory changes precipitated by these actions have increased our cost to operate. For example, in October 2019, PHMSA published three final rules that create or expand reporting, inspection, maintenance and other pipeline safety obligations. Additionally, in the Fiscal Year 2021 Omnibus Appropriations Bill, Congress reauthorized PHMSA through fiscal year 2023 and directed the agency to move forward with several regulatory actions, including the "Pipeline Safety: Class Location Change Requirements" and the "Pipeline Safety: Safety of Gas Transmission and Gathering Pipelines" proposed rulemakings. Congress has also instructed PHMSA to issue final regulations that will require operators of non-rural gas gathering lines and new and existing transmission and distribution pipeline facilities to conduct certain leak detection and repair programs and to require facility inspection and maintenance plans to align with those regulations.

In October 2015, the Governor of California signed the Oil Spill Response: Environmentally and Ecologically Sensitive Areas Bill ("AB-864") which requires new and existing pipelines located near environmentally and ecologically sensitive areas ("EESA") connected to or located in the coastal zone to use best available technologies ("BAT") to reduce the amount of oil released in an oil spill to protect state waters and wildlife. BAT includes, but is not limited to, installation of leak detection technologies, automatic shutoff systems, or remote controlled sectionalized block valves, or any combination of these technologies based on a risk analysis conducted by the operator. The Regulation became effective on October 1, 2020. Milestone dates include: May 1, 2021 – Requests for exemption (for pipelines located outside the Coastal Zone, if the operator can show through spill modeling / risk analysis that a release would not impact the coastal zone portion of an EESA) or deferral (pipeline already employing BAT) from the provisions of this Article shall be submitted to the State Fire Marshal no later than this date; October 1, 2021 – Submittal of Risk analysis, BAT evaluation, and implementation plan for existing pipelines; and April 1, 2023 – Completion of retrofit of existing pipelines with BAT is due. Compliance with these requirements will impact our pipeline operations in California and add to the cost to operate the pipelines subject to these rules.

The DOT has issued guidelines with respect to securing regulated facilities against terrorist attack. We have instituted security measures and procedures in accordance with such guidelines to enhance the protection of certain of our facilities; however, we cannot provide any assurance that these security measures would fully protect our facilities from an attack.

The DOT has generally adopted American Petroleum Institute Standard ("API") 653 as the standard for the inspection, repair, alteration and reconstruction of steel above ground petroleum storage tanks subject to DOT jurisdiction. API 653 requires regularly scheduled inspection and repair of tanks remaining in service. In the United States, our costs associated with this program were approximately \$27 million in 2020. For 2021, we have budgeted approximately \$30 million in connection with continued API 653 compliance activities and similar new EPA regulations for tanks not regulated by the DOT. Certain storage tanks may be taken out of service if we believe the cost of compliance will exceed the value of the storage tanks or replacement tankage may be constructed.

Canada

In Canada, the CER and provincial agencies regulate the safety and integrity management of pipelines and storage tanks used for hydrocarbon transmission. We have incurred and will continue to incur costs related to such regulatory requirements.

We continue to implement Pipeline, Facility and Cavern Integrity Management Programs to comply with applicable regulatory requirements and assist in our efforts to mitigate risk. Costs incurred for such integrity management activities were approximately \$69 million in 2020. We are increasing our integrity dig and pipeline replacement projects to ensure safe and reliable operations as we seek to expand volumes on certain of our systems. Our preliminary estimate for 2021 is that we will incur approximately \$81 million of costs on such projects.

We cannot predict the potential costs associated with additional, future regulation. Significant additional expenses could be incurred, and additional operational requirements and constraints could be imposed, if new or more stringently interpreted pipeline safety requirements are implemented.

Occupational Safety and Health

United States

In the United States, we are subject to the requirements of the Occupational Safety and Health Act, as amended ("OSHA") and comparable state statutes that regulate the protection of the health and safety of workers. In addition, the OSHA hazard communication standard requires that certain information be maintained about hazardous materials used or produced in operations and that this information be provided to employees, state and local government authorities and citizens. Certain of our facilities are subject to OSHA Process Safety Management ("PSM") regulations, which are designed to prevent or minimize the consequences of catastrophic releases of toxic, reactive, flammable or explosive chemicals. These regulations apply to any process which involves a chemical at or above specified thresholds or any process that involves 10,000 pounds or more of a flammable liquid or gas in one location.

Canada

Similar regulatory requirements exist in Canada under the federal and provincial Occupational Health and Safety Acts, Regulations and Codes. The agencies with jurisdiction under these regulations are empowered to enforce them through inspection, audit, incident investigation or investigation of a public or employee complaint. In some jurisdictions, the agencies have been empowered to administer penalties for contraventions without the company first being prosecuted. Additionally, under the Criminal Code of Canada, organizations, corporations and individuals may be prosecuted criminally for violating the duty to protect employee and public safety.

Solid Waste

We generate wastes, including hazardous wastes, which are subject to the requirements of the federal Resource Conservation and Recovery Act, as amended ("RCRA"), and analogous state and provincial laws. Many of the wastes that we generate are not subject to the most stringent requirements of RCRA because our operations generate primarily oil and gas wastes, which currently are excluded from consideration as RCRA hazardous wastes. It is possible, however, that in the future, the exclusion for oil and gas waste under RCRA may be revisited and our wastes subject to more rigorous and costly disposal requirements, resulting in additional capital expenditures or operating expenses.

Hazardous Substances

The federal Comprehensive Environmental Response, Compensation and Liability Act, as amended ("CERCLA"), also known as "Superfund," and comparable state laws impose liability, without regard to fault or the legality of the original act, on certain classes of persons that contributed to the release of a "hazardous substance" into the environment. These persons include the owner or operator of the site or sites where the release occurred and companies that disposed of, or arranged for the disposal of, the hazardous substances found at the site. Such persons may be subject to strict, joint and several liability for the costs of cleaning up the hazardous substances that have been released into the environment, for damages to natural resources, and for the costs of certain health studies. It is not uncommon for neighboring landowners and other third parties to file claims for personal injury and property damage allegedly caused by hazardous substances or other pollutants released into the environment. In the course of our ordinary operations, we may generate waste that falls within CERCLA's definition of a "hazardous substance." Canadian federal and provincial laws also impose liabilities for releases of certain substances into the environment.

We are subject to the Environmental Protection Agency's ("EPA") Risk Management Plan regulations at certain facilities. These regulations are intended to work with OSHA's PSM regulations to minimize the offsite consequences of catastrophic releases. The regulations require us to develop and implement a risk management program that includes a five-year accident history, an offsite consequence analysis process, a prevention program and an emergency response program. In January 2016, the EPA finalized revisions to the Risk Management Plan ("RMP") rules, including requirements for the use of third-party compliance audits, root cause analyses for facilities that experience releases, process hazard analyses and enhanced information-sharing provisions, effective March 2017. In November 2019, the EPA finalized revisions to the RMP rules, removing requirements related to public disclosure, third-party audits and post-incident root cause analyses, among others. However, several environmental groups and trade unions have challenged the EPA's revised rule. OSHA has announced that it is considering similar revisions to the PSM rule, but, to date, has not issued a Notice of Proposed Rulemaking. The potential for further revisions to either the RMP or PSM rule is uncertain at this time.

Environmental Remediation

We currently own or lease, and in the past have owned or leased, properties where potentially hazardous liquids, including hydrocarbons, are or have been handled. These properties may be subject to CERCLA, RCRA and state and Canadian federal and provincial laws and regulations. Under such laws and regulations, we could be required to remove or remediate potentially hazardous liquids or associated wastes (including wastes disposed of or released by prior owners or operators) and to clean up contaminated property (including contaminated groundwater).

We maintain insurance of various types with varying levels of coverage that we consider adequate under the circumstances to cover our operations and properties. The insurance policies are subject to deductibles and retention levels that we consider reasonable and not excessive. Consistent with insurance coverage generally available in the industry, in certain circumstances our insurance policies provide limited coverage for losses or liabilities relating to gradual pollution, with broader coverage for sudden and accidental occurrences.

Assets we have acquired or will acquire in the future may have environmental remediation liabilities for which we are not indemnified. We have in the past experienced and in the future may experience releases of hydrocarbon products into the environment from our pipeline, rail, storage and other facility operations. We may also discover environmental impacts from past releases that were previously unidentified. The costs and liabilities associated with any such releases or environmental impacts could be significant and may not be covered by insurance; accordingly, such costs and liabilities could have a material adverse impact on our results of operations and/or financial position.

Air Emissions

Our United States operations are subject to the United States Clean Air Act ("Clean Air Act"), comparable state laws and associated federal, state and local regulations. Our Canadian operations are also subject to federal and provincial air emission regulations, which are discussed in subsequent sections.

As a result of the changing air emission requirements in both Canada and the United States, we may be required to incur certain capital and operating expenditures in the next several years to install air pollution control equipment and otherwise comply with more stringent federal, state, provincial and regional air emissions control requirements when we attempt to obtain or maintain permits and approvals for sources of air emissions. We can provide no assurance that future air compliance obligations will not have a material adverse effect on our financial condition or results of operations.

Climate Change Initiatives

United States

The EPA has adopted rules for reporting the emission of carbon dioxide, methane and other greenhouse gases ("GHG") from certain sources. Fewer than ten of our facilities are presently subject to the federal GHG reporting requirements. These include facilities with combustion GHG emissions and potential fugitive emissions above the reporting thresholds. We import sufficient quantities of finished fuel products into the United States to be required to report that activity as well.

In 2016, the EPA finalized regulations affecting new, modified and reconstructed sources of air emission in the oil and natural gas sectors (NSPS Subpart OOOOa) that required significant reductions in fugitive methane emissions from certain upstream and midstream oil and gas facilities. We had one natural gas storage facility for which a portion was subject to this regulation. In late 2020, the EPA rescinded the methane requirements of this rule, such that no Plains facility is now affected. There is a possibility that the Biden administration may reverse these changes, and we will continue to monitor these developments. For the period during which our single facility was subject to these requirements, compliance costs were not material.

California has implemented a GHG cap-and-trade program, authorized under Assembly Bill 32 ("AB32"). Since its start in 2014, California's cap-and-trade program has only applied to large industrial facilities with carbon dioxide equivalent emissions over 25,000 metric tons. The California Air Resources Board has published a list of facilities that are subject to this program. At this time, the list only includes one of our facilities, the Lone Star Gas Liquids facility in Shafter, California because it is a significant combustion and propane fractionation source. As a result, compliance instruments for GHG emissions have been purchased since 2013.

Effective January 1, 2015, the AB32 regulations also covered finished fuel providers and importers. California finished fuels providers (refiners and importers) are required to purchase GHG emission credits for finished fuel sold in or imported into California. Plains Marketing was included in this portion of the regulation due to propane imports and completed its first year of compliance in 2016. Effective January 1, 2018, importers of finished fuels responsible for compliance costs associated with GHG has changed from the consignee to the importer on title of the product. Plains Midstream Canada is now included in this change to the rule due to its imports of propane into California and submitted its first compliance report in 2019.

California has also implemented several climate change initiatives via executive order. Executive Order B-30-15 was signed by California's Governor in mid-2015. This Executive Order requires a 40% reduction in GHG emissions from the 1990 baseline level by 2030. Compliance with this reduction requirement may necessitate the lowering of the threshold for industrial facilities required to participate in the GHG cap and trade program. In late 2020, the governor of California issued an executive order setting targets on the limitation or phase-out of the sale of petroleum-fueled passenger, commercial, and off-road vehicles over the next 15 to 25 years. A number of other states are working to implement zero-emission vehicle requirements or targets. Separately, in October 2020, the Governor of California signed another executive order that establishes a state goal to conserve at least 30% of California's land and coastal waters by 2030 and directs state agencies to implement other measures to mitigate climate change and strengthen biodiversity.

Certain other states where we operate, such as Colorado, have also adopted, or are considering adopting, regulations related to GHG emissions. While it is not possible at this time to predict how federal or state governments may choose to regulate GHG emissions, any new regulatory restrictions on GHG emissions could result in material increased compliance costs, additional operating restrictions, an increase in the cost of feedstock and products produced by our refinery customers, and a reduced demand for petroleum-based fuels.

In December 2015, the Paris Agreement was signed at the 21st annual Conference of Parties to the United Nations Framework Convention on Climate Change ("UNFCCC"). The Paris Agreement, which came into effect in November 2016, requires signatory parties to develop and implement carbon emission reduction policies with a goal of limiting the rise in average global temperatures to 2°C or less. The United States is currently a signatory to the Paris Agreement. The Paris Agreement is likely to become a significant driver for future potential GHG reduction programs in participating countries, including the United States. President Biden has announced that climate change policy will be a focal point of his administration, and legislative or regulatory initiatives may be developed that may impose additional restrictions on our operations. In January 2021, President Biden signed an executive order directing the Secretary of the Interior to pause new oil and gas leases on public lands and in offshore waters of the United States. The Biden administration could also pursue the imposition of more restrictive requirements for the establishment of pipeline infrastructure or more restrictive GHG emissions limitations for oil and gas facilities. There is also a risk that financial institutions may be required to adopt policies that have the effect of reducing the funding available to the hydrocarbon energy sector. The Federal Reserve recently announced that it has joined the Network for Greening the Financial System, a consortium of financial regulators focused on addressing climate-related risks in the financial sector. Finally, to the extent increasing concentrations of GHGs in the Earth's atmosphere may produce climate changes that have significant physical effects, such as increased frequency and severity of storms, droughts, floods and other climatic events, such events could have a material adverse effect on our assets, particularly those located in coastal or flood prone areas.

Although it is not possible at this time to predict how legislation or new regulations that may be adopted to address GHG emissions would impact our business, any such future laws and regulations could result in increased compliance costs or additional operating restrictions, and could have a material adverse effect on our business, demand for our services, financial condition, results of operations and cash flows.

Canada

Federal Regulations. Large emitters of GHG have been required to report their emissions under the Canadian Greenhouse Gas Emissions Reporting Program since 2004. Effective January 1, 2018, the Federal Department of Environment and Climate Change lowered the reporting threshold for all facilities from 50 thousand tonnes per year ("kt/y") to 10 kt/y GHG emissions. This has resulted in one additional PMC facility (for a total of four locations) being currently required to prepare annual reports of their emissions. The associated cost with this reporting requirement is not considered to be material.

In December 2015, the UNFCCC ratified the Paris Agreement to accelerate climate change initiatives and to intensify the actions of member nations in the reduction of GHG emissions. This ratification also included requirements that all parties report on their emissions status and agreement for a review every five years to assess success among member nations in attaining objectives and targets under this agreement. The Government of Canada has implemented a pan-Canadian approach to pricing carbon pollution requiring all Canadian provinces and territories to have carbon pricing in place by 2018, which is now in effect. The provinces and territories were granted flexibility in deciding how they implement carbon pricing either by placing a direct price on carbon pollution or adopting a cap and trade system. The Provincial programs that fail to meet the Federal government's requirements for their programs are required to adopt the Federal program. The Federal program includes two components: a direct price on carbon pollution (the Federal price on carbon pollution will start at CAD\$20 per tonne in 2019 and rise by CAD\$10 per year to reach CAD\$50 per tonne in 2022) and an output based pricing system ("OBPS") designed to address competitiveness risk for large emitters. However, legislation has been proposed which, if enacted, may increase the carbon prices charged on businesses in jurisdictions subject to the federal program.

In November 2020, the Federal government introduced proposed legislation that would commit the government to reach net-zero GHG emissions by 2050 through setting legally-binding, five-year emissions reduction targets (2030, 2035, 2040 and 2045). The impact of this proposed legislation on PMC operations cannot be determined until the legislation is passed and details of emission reduction targets are disclosed.

In December 2020, the Federal government released a Climate Plan signaling its intent to increase the Federal price on carbon pollution from CAD\$30 per tonne to CAD\$50 per tonne in 2022 with a further annual increase of CAD\$15 per year up to CAD\$170 per tonne in 2030. Legislation has not yet been passed for the increase in price on carbon. Costs for compliance with any increase in cost of carbon will be budgeted annually as part of ordinary operating cost processes.

In April 2018, the Federal Department of Environment and Climate Change introduced regulations designed to reduce methane emissions by up to 45% by 2025 (from 2012 levels) from oil and natural gas facilities. The scope and requirements of the proposed rule are similar to the EPA methane rules described above. Effective June 2017, the Federal Department of Environment and Climate Change has introduced the Multi Sector Air Pollutants Regulations which set air pollution emission standards across Canada for several industrial sectors that utilize applicable equipment regulated under this program. The regulations establish specific limits to the amount of nitrogen oxides emitted from gas fueled boilers, heaters and stationary spark-ignition engines above a specified power rating. Based on these regulations, reporting obligations exist that are associated with seven facilities with equipment that meets specifications of the program. The implications of these regulations coming into effect are not believed to be material.

Provincial Regulations

Ontario. In February 2015, the Ontario Ministry of Environment and Climate Change issued a discussion paper that identified carbon pricing as a critical action necessary to reduce emissions of GHGs. In April 2015, the Ontario government announced it would be implementing a GHG cap and trade program, which would be implemented through the Western Climate Initiative ("WCI"), which included Quebec and California. Mandatory participants for the program were responsible for their emissions starting January 1, 2017. PMC's facility at Samia was considered a mandatory participant in the program. Compliance with the federal OBPS is not expected to have a material adverse effect on our operations.

In July 2019, the Ontario government implemented the Emissions Performance Standards ("EPS") regulation as a successor program to the repealed GHG cap and trade program. In September 2020, the Federal government accepted the EPS program as equivalent to the OBPS which allows Ontario to move forward with implementing the EPS. Ontario has yet to specify the start date of the EPS and must update regulations to bring the EPS program into effect. Until the EPS comes into force, the PMC Samia facility is subject to the OBPS program. Costs for compliance with the OBPS or EPS is budgeted annually and is not expected to have a material effect on operations.

In 2018, the Ontario government introduced an updated Sulphur Dioxide ("SO₂") standard which requires the reduction of SO₂ from the current one hour average emission rate of 690 micrograms per cubic meter of air ("µg/m³") to the new one hour standard of 100 µg/m³ by 2023 at industrial facilities. The introduction of this reduction measure requires evaluation of current emissions and may require equipment upgrades at our Samia facility. The evaluation process has not been concluded and the impact of the standard is still under review.

Alberta. The Alberta Climate Change and Emissions Management Act provided a framework for managing GHG emissions with the intent of reducing specified gas emissions to 50% of 1990 levels by December 31, 2020. The Specified Gas Emitters Regulation ("SGER") was the initial program introduced which imposed GHG emissions limits on large emitters and required reductions in GHG emissions intensity. In January 2018, the SGER was replaced with the Carbon Competitive Incentive Regulation ("CCIR") for compliance years 2018 and 2019. In January 2020, the Emissions Management and Climate Resilience Act replaces the Climate Change and Emissions Management Act and the CCIR was replaced with the Technology Innovation and Emissions Reduction ("TIER") regulation. Compliance options under the TIER are similar to those under the previous SGER and CCIR programs such that a GHG fund credit purchase will be required if reduction targets identified under the program are not attained. PMC's Empress VI facility is a mandatory participant under the TIER. For economic reasons, Ft. Saskatchewan and six other PMC facilities have opted in to be a part of the TIER program for 2020. By opting in, the fuel consumption at these asset locations avoid being subject to the federal fuel charge.

Alberta repealed the provincial "Climate Leadership Act" in May 2019 and removed its provincial carbon pricing program. The province is now subject to the federal carbon pricing program. Assets within the TIER program are exempt from the federal carbon pricing program but other fuel consumption as part of operations is subject to the federal levies. The federal fuel charge cost increase has been captured as part of the annual budgeting cycle.

In association with the federal methane reduction targets, the Alberta Energy Regulator amended Directive 60 to outline reduction requirements. New reporting measures and requirements for fugitive emission surveys and methane emission reduction came into force in January 2020. Cost for reporting and completing surveys have been captured within the 2020 and beyond annual operational budgets.

Other Canadian Jurisdictions. Nova Scotia and Quebec Cap and Trade programs cover propane supplied by PMC into the Nova Scotia and Quebec markets. PMC is required to purchase GHG emission credits and submit annual compliance reports under each province's respective Cap and Trade program. Program compliance costs will be passed along to the purchaser. Effective April 1, 2019, the federal carbon pricing program came into effect for provinces that do not have a carbon pricing program in place. This includes Saskatchewan, Manitoba, Ontario and New Brunswick. Program compliance costs will be passed along to the purchaser.

Water

The U.S. Federal Water Pollution Control Act, as amended, also known as the Clean Water Act ("CWA"), and analogous state and Canadian federal and provincial laws impose restrictions and strict controls regarding the discharge of pollutants into navigable waters of the United States and Canada, as well as state and provincial waters. Federal, state and provincial regulatory agencies can impose administrative, civil and/or criminal penalties for non-compliance with discharge permits or other requirements of the CWA, and can also pursue injunctive relief to enforce compliance with the CWA and analogous laws.

The U.S. Oil Pollution Act of 1990 ("OPA") amended certain provisions of the CWA as they relate to the release of petroleum products into navigable waters. OPA subjects owners of facilities to strict, joint and potentially unlimited liability for containment and removal costs, natural resource damages and certain other consequences of an oil spill. State and Canadian federal and provincial laws also impose requirements relating to the prevention of oil releases and the remediation of areas.

In addition, for over 35 years, the U.S. Army Corps of Engineers (the "Corps") has authorized construction, maintenance and repair of pipelines under a streamlined nationwide permit program under the CWA known as Nationwide Permit 12 ("NWP"). The NWP program is supported by strong statutory and regulatory history and was originally approved by Congress in 1977. From time to time, environmental groups have challenged the NWP program; however, to date, federal courts have upheld the validity of the NWP program under the CWA. In April 2020, the U.S. District Court for the District of Montana invalidated the 2017 decision by the Corps to reissue the NWP; however, industry groups appealed the decision, and the NWP was reinstated by the U.S. Supreme Court, pending a U.S. Circuit Court appeal process. We anticipate that the appeal will be decided in 2021. Additionally, in response to the vacatur, the Corps has announced a reissuance of the NWP 12 for oil and natural gas pipeline activities, including certain revisions to the conditions for the use of NWP 12; however, the rule has not been officially published and, with President Biden taking office in January 2021, may be subject to further revisions or suspension. While the full extent and impact of the vacatur is unclear at this time, we could face significant delays and financial costs when seeking project approvals from the Corps if we cannot obtain coverage under NWP 12.

In May 2015, the EPA published a final rule that attempted to clarify federal jurisdiction under the CWA over waters of the United States ("WOTUS"). This clarification greatly expanded the definition of WOTUS, thus increasing the jurisdiction of the Corps. Following the issuance of a presidential executive order to review the rule in January 2017, the EPA and the Corps proposed a rulemaking in June 2017 to repeal the May 2015 rule. The EPA and Corps also announced their intent to issue a new rule defining the CWA's jurisdiction and finalized a stay delaying implementation of the 2015 rule for two years. Several states and environmental organizations announced their intent to challenge the stay and any attempt by the EPA and the Corps to rescind or revise the rule. However, on April 21, 2020, the EPA and the Corps announced the 2020 Final Rule concerning the redefinition of WOTUS. The 2020 Final Rule provides the outer bounds of the federal waters covered under the CWA's key permitting programs such as Section 404 dredge and fill permits, Section 402 discharge permits and Section 311 oil spill prevention plans. The Final Rule took effect on June 22, 2020. In general, the 2020 Final Rule resulted in fewer federally regulated waters under the CWA offering a streamlined list of only four clear categories of jurisdictional waters and 12 exclusions. A decrease in mitigation requirements is expected, with traditional wetland states (e.g., Louisiana) and states in the arid west (e.g., Texas) expected to be among the most affected by the new rule. However, legal challenges to this rulemaking are ongoing, and it is possible that the new presidential administration could propose a broader interpretation of WOTUS.

Endangered Species

New projects may require approvals and environmental analysis under federal, state and provincial laws, including the National Environmental Policy Act and the Endangered Species Act in the United States and the Species at Risk Act in Canada. The resulting costs and liabilities associated with lengthy regulatory review and approval requirements could materially and negatively affect the viability of such projects.

Other Regulations

Transportation Regulation

Our transportation activities are subject to regulation by multiple governmental agencies. Our historical operating costs reflect the recurring costs resulting from compliance with these regulations. The following is a summary of the types of transportation regulation that may impact our operations.

General Interstate Regulation in the United States. Our interstate common carrier liquids pipeline operations are subject to rate regulation by the U.S. Federal Energy Regulatory Commission ("FERC") under the Interstate Commerce Act ("ICA"). The ICA requires that tariff rates for liquids pipelines, which include both crude oil pipelines and refined products pipelines, be just and reasonable and non-discriminatory. Failure to comply with the requirements of the ICA could result in the imposition of civil or criminal penalties.

State Regulation in the United States. Our intrastate liquids pipeline transportation activities are subject to various state laws and regulations, as well as orders of state regulatory bodies, including the Railroad Commission of Texas ("TRRC") and the California Public Utility Commission ("CPUC"). The CPUC prohibits certain of our subsidiaries from acting as guarantors of our senior notes and credit facilities.

U.S. Energy Policy Act of 1992 and Subsequent Developments. In October 1992, Congress passed the Energy Policy Act of 1992 ("EPAAct"), which, among other things, required the FERC to issue rules to establish a simplified and generally applicable ratemaking methodology for petroleum pipelines and to streamline procedures in petroleum pipeline proceedings. The FERC responded to this mandate by establishing a formulaic methodology for petroleum pipelines to change their rates within prescribed ceiling levels that are tied to an inflation index. The FERC reviews the formula every five years. Pursuant to a December 2020 Order, commencing July 1, 2021, the annual index adjustment for the five year period ending June 30, 2026 will equal the producer price index for finished goods for the applicable year plus an adjustment factor of 0.78%. Rehearing of the December 2020 Order has been requested, and the requests remain pending before FERC. Pipelines may raise their rates to the rate ceiling level generated by application of the annual index adjustment factor each year; however, a shipper may challenge such increase if the increase in the pipeline's rates is substantially in excess of the actual cost increases incurred by the pipeline during the relevant year. If the FERC's annual index adjustment reduces the ceiling level such that it is lower than a pipeline's filed rate, the pipeline must reduce its rate to conform with the lower ceiling. Indexing is the default methodology to change rates. The FERC, however, retained cost-of-service ratemaking, market-based rates and settlement rates as alternatives to the indexing approach that may be used in certain specified circumstances. Because the indexing methodology for the next five-year period is tied in part to an inflation index and is not based on our specific costs, the indexing methodology could hamper our ability to recover cost increases.

Under the EPAAct, petroleum pipeline rates in effect for the 365-day period ending on the date of enactment of EPAAct are deemed to be just and reasonable under the ICA if such rates had not been subject to complaint, protest or investigation during such 365-day period. Generally, complaints against such "grandfathered" rates may only be pursued if the complainant can show that a substantial change has occurred since the enactment of EPAAct in either the economic circumstances of the oil pipeline or in the nature of the services provided that were a basis for the rate. EPAAct places no such limit on challenges to a provision of an oil pipeline tariff rate or rules as unduly discriminatory or preferential.

Pipeline Rate Regulation in the United States. The FERC historically has not investigated rates of liquids pipelines on its own initiative when those rates have not been the subject of a protest or complaint by a shipper. The majority of our Transportation segment profit in the United States is produced by rates that are either grandfathered or set by agreement with one or more shippers. These rates remain regulated by FERC and are subject to challenge or review and modification by FERC consistent with the requirements of the ICA, which requires that tariff rates for liquids pipelines, which include both crude oil pipelines and refined products pipelines, be just and reasonable and non-discriminatory. See Item 1A. "Risk Factors—Risks Related to Laws and Regulations—Our assets are subject to federal, state and provincial regulation. Rate regulation or a successful challenge to the rates we charge on our U.S. and Canadian pipeline systems may reduce the amount of cash we generate." for additional discussion on how our rates could be impacted by this policy change.

Canadian Regulation. Our Canadian pipeline assets are subject to regulation by the CER and by provincial authorities. With respect to a pipeline over which it has jurisdiction, the relevant regulatory authority has the power, upon application by a third party, to determine the rates we are allowed to charge for transportation on, and set other terms of access to, such pipeline. In such circumstances, if the relevant regulatory authority determines that the applicable terms and conditions of service are not just and reasonable, the regulatory authority can impose conditions it considers appropriate.

Trucking Regulation

United States

We operate a fleet of trucks to transport crude oil and oilfield materials as a private, contract and common carrier. We are licensed to perform both intrastate and interstate motor carrier services. As a motor carrier, we are subject to certain safety regulations issued by the Federal Motor Carrier Safety Association of the DOT. The trucking regulations cover, among other things: (i) driver operations, (ii) log book maintenance, (iii) truck manifest preparations, (iv) safety placard placement on the trucks and trailer vehicles, (v) drug and alcohol testing and (vi) operation and equipment safety. We are also subject to OSHA with respect to our U.S. trucking operations.

Canada

Our trucking assets in Canada are subject to regulation by both federal and provincial transportation agencies in the provinces in which they are operated. These regulatory agencies do not set freight rates, but do establish and administer rules and regulations relating to other matters including equipment, facility inspection, reporting and safety. We are licensed to operate both intra- and inter-provincially under the direction of the National Safety Code ("NSC") that is administered by Transport Canada. Our for-hire service is primarily the transportation of crude oil, condensates and NGL. We are required under the NSC to, among other things, monitor: (i) driver operations, (ii) log book maintenance, (iii) truck manifest preparations, (iv) safety placard placement on the trucks and trailers, (v) operation and equipment safety and (vi) many other aspects of trucking operations. We are also subject to Occupational Health and Safety regulations with respect to our Canadian trucking operations.

Railcar Regulation

We own and operate a number of railcar loading and unloading facilities in the United States and Canada. In connection with these rail terminals, we own and lease a significant number of railcars. Our railcar operations are subject to the regulatory jurisdiction of the Federal Railroad Administration of the DOT, the OSHA, as well as other federal and state regulatory agencies and Canadian regulatory agencies for operations in Canada.

Railcar accidents involving trains carrying crude oil from North Dakota's Bakken shale formation have led to increased regulatory scrutiny. PHMSA issued a safety advisory warning that Bakken crude may be more flammable than other grades of crude oil and reinforcing the requirement to properly test, characterize, classify, and, where appropriate, sufficiently degasify hazardous materials prior to and during transportation. PHMSA also initiated "Operation Classification," a compliance initiative involving unannounced inspections and testing of crude oil samples to verify that offerors of the materials have properly classified, described and labeled the hazardous materials before transportation. In December 2015, Congress passed the Fixing America's Surface Transportation ("FAST") Act which was subsequently signed by the President. This legislation clarified the parameters around the timeline and requirements for railcars hauling crude oil in the United States. We believe our railcar fleet is in compliance in all material respects with current standards for crude oil moved by rail.

In December 2014, the North Dakota Industrial Commission adopted new standards to improve the safety of Bakken crude oil for transport. The new standard, Commission Order 25417, was effective April 1, 2015, and requires operators/producers to condition Bakken crude oil to certain vapor pressure limits. Under the order, all Bakken crude oil produced in North Dakota will be conditioned with no exceptions. The order requires operators/producers to separate light hydrocarbons from all Bakken crude oil to be transported and prohibits the blending of light hydrocarbons back into oil supplies prior to shipment. We are not directly responsible for the conditioning or stabilization of Bakken crude oil; however, under the order, it is our responsibility to notify the State of North Dakota upon discovering that Bakken crude oil received at our rail facility exceeds the permitted vapor pressure limits.

Indigenous Protections

Part of our operations cross land that has historically been apportioned to various Native American/First Nations tribes ("Indigenous Peoples"), who may exercise significant jurisdiction and sovereignty over their lands. Indigenous Peoples may also have certain treaty rights and rights to consultation on projects that may affect such lands. Our operations may be impacted to the extent these tribal governments are found to have and choose to act upon such jurisdiction over lands where we operate. For example, in 2020, the Supreme Court ruled in *McGirt v. Oklahoma* that the Muscogee (Creek) Nation reservation in Eastern Oklahoma has not been disestablished (i.e., officially unrecognized). Prior to the court's ruling, the prevailing view was that all reservations within Oklahoma had been disestablished prior to statehood in 1907. Although the court's ruling indicates that it is limited to criminal law as applied within the Muscogee (Creek) Nation reservation, the ruling has significant potential implications for civil law within the Muscogee (Creek) Nation reservation, as well as other reservations that may similarly be found to not have been disestablished. Later in 2020, state courts in Oklahoma, applying the analysis in *McGirt*, ruled that the Cherokee, Chickasaw, Seminole, and Choctaw reservations likewise had not been disestablished.

On October 1, 2020, the EPA granted approval to the State of Oklahoma under Section 10211(a) of the Safe, Accountable, Flexible, Efficient Transportation Equity Act of 2005 (the "SAFETE Act") to administer all of the State's existing EPA-approved regulatory programs to Indian Country within the State except: Indian allotments to which Indian titles have not been extinguished; lands that are held in trust by the United States on behalf of any Indian or Tribe; lands that are owned in fee by any Tribe where title was acquired through a treaty with the United States to which such Tribe is a party and that have never been allotted to any citizen or member of such Tribe. The approval extends the State's authority for existing EPA-approved regulatory programs to all lands within the State to which the State applied such programs prior to the U.S. Supreme Court's ruling regarding the Muscogee (Creek) Nation reservation. However, several Tribes have expressed dissatisfaction with the consultation process performed in relation to this approval, and it is possible that EPA's approval under the SAFETE Act could be challenged. Additionally, the SAFETE Act provides that any Tribe in Oklahoma may seek "Treatment as a State" by the EPA, and it is possible that one or more of the Tribes in Oklahoma may seek such an approval from EPA. At this time, we cannot predict how these jurisdictional issues may ultimately be resolved.

Cross Border Regulation

As a result of our cross border activities, including transportation and importation of crude oil, NGL and natural gas between the United States and Canada, we are subject to a variety of legal requirements pertaining to such activities including presidential permit requirements, export/import license requirements, tariffs, Canadian and U.S. customs and taxes and requirements relating to toxic substances. U.S. legal requirements relating to these activities include regulations adopted pursuant to the Short Supply Controls of the Export Administration Act ("EAA"), the North American Free Trade Agreement ("NAFTA") replacement, the United States-Mexico-Canada Agreement ("USMCA") (July 1, 2020) and the Toxic Substances Control Act ("TSCA"), as well as presidential permit requirements of the U.S. Department of State. In addition, the importation and exportation of natural gas from and to the United States and Canada is subject to regulation by U.S. Customs and Border Protection, U.S. Department of Energy and the CER. Violations of these licensing, tariff and tax reporting requirements or failure to provide certifications relating to toxic substances could result in the imposition of significant administrative, civil and criminal penalties. Furthermore, the failure to comply with U.S. federal, state and local tax requirements, as well as Canadian federal and provincial tax requirements, could lead to the imposition of additional taxes, interest and penalties.

Market Anti-Manipulation Regulation

In November 2009, the Federal Trade Commission ("FTC") issued regulations pursuant to the Energy Independence and Security Act of 2007, intended to prohibit market manipulation in the petroleum industry. Violators of the regulations face civil penalties of up to approximately \$1.25 million per violation per day, subject to the FTC's annual inflation adjustment. In July 2010, Congress passed the Dodd-Frank Act, which incorporated an expansion of the authority of the Commodity Futures Trading Commission ("CFTC") to prohibit market manipulation in the markets regulated by the CFTC. This authority, with respect to crude oil swaps and futures contracts, is similar to the anti-manipulation authority granted to the FTC with respect to crude oil purchases and sales. In July 2011, the CFTC issued final rules to implement their new anti-manipulation authority. The rules subject violators to a civil penalty of up to the greater of approximately \$1.23 million, subject to the CFTC's annual inflation adjustment, or triple the monetary gain to the person for each violation.

Natural Gas Storage Regulation

Our natural gas storage operations are subject to regulatory oversight by numerous federal, state and local regulatory agencies, many of which are authorized by statute to issue, and have issued, rules and regulations binding on the natural gas storage and pipeline industry, related businesses and market participants. The failure to comply with such laws and regulations can result in substantial penalties and fines.

The following is a summary of the kinds of regulation that may impact our natural gas storage operations. However, our unitholders should not rely on such discussion as an exhaustive review of all regulatory considerations affecting our natural gas storage operations.

Our natural gas storage facilities provide natural gas storage services in interstate commerce and are subject to comprehensive regulation by the FERC under the Natural Gas Act of 1938 ("NGA"). Pursuant to the NGA and FERC regulations, storage providers are prohibited from making or granting any undue preference or advantage to any person or subjecting any person to any undue prejudice or disadvantage or from maintaining any unreasonable difference in rates, charges, service, facilities, or in any other respect. The terms and conditions for services provided by our facilities are set forth in natural gas tariffs on file with the FERC. We have been granted market-based rate authorization for the services that our facilities provide. Market-based rate authority allows us to negotiate rates with individual customers based on market demand.

The FERC also has authority over the siting, construction, and operation of United States pipeline transportation and storage facilities and related facilities used in the transportation, storage and sale for resale of natural gas in interstate commerce, including the extension, enlargement or abandonment of such facilities. The FERC's authority extends to maintenance of accounts and records, terms and conditions of service, acquisition and disposition of facilities, initiation and discontinuation of services, imposition of creditworthiness and credit support requirements applicable to customers and relationships among pipelines and storage companies and certain affiliates. Our natural gas storage entities are required by the FERC to post certain information daily regarding customer activity, capacity and volumes on their respective websites. Additionally, the FERC has jurisdiction to impose rules and regulations applicable to all natural gas market participants to ensure market transparency. FERC regulations require that buyers and sellers of more than a de minimis volume of natural gas report annual numbers and volumes of relevant transactions to the FERC. Our natural gas storage facilities are subject to these annual reporting requirements.

Under the Energy Policy Act of 2005 ("EPAAct 2005") and related regulations, it is unlawful in connection with the purchase or sale of natural gas or transportation services subject to FERC jurisdiction to use or employ any device, scheme or artifice to defraud; to make any untrue statement of material fact or omit to make any such statement necessary to make the statements made not misleading; or to engage in any act or practice that operates as a fraud or deceit upon any person. EPAAct 2005 gives the FERC civil penalty authority to impose penalties for certain violations of up to approximately \$1.31 million per day for each violation, subject to FERC's annual inflation adjustment. FERC also has the authority to order disgorgement of profits from transactions deemed to violate the NGA and the EPAAct 2005.

In January 2020, PHMSA finalized a rule regarding the safety of underground natural gas storage facilities, which was published in the Federal Register on February 12, 2020. This rule maintains several elements from the earlier interim rule, incorporating API Recommended Practices 1170 and 1171 in PHMSA regulations; revises the definition of underground natural gas storage facility; and clarifies certain reporting and notification criteria. We do not anticipate that compliance with the final rule will have a significant adverse effect on our operations.

The natural gas industry historically has been heavily regulated. New rules, orders, regulations or laws may be passed or implemented that impose additional costs, burdens or restrictions on us. We cannot give any assurance regarding the likelihood of such future rules, orders, regulations or laws or the effect they could have on our business, financial condition, and results of operations or ability to make distributions to our unitholders.

Operational Hazards and Insurance

Pipelines, terminals, trucks or other facilities or equipment may experience damage as a result of an accident, natural disaster, terrorist attack, cyber event or other event. These hazards can cause personal injury and loss of life, severe damage to and destruction of property and equipment, pollution or environmental damage and suspension of operations. We maintain various types and varying levels of insurance coverage to cover our operations and properties, and we self-insure certain risks, including gradual pollution, cybersecurity and named windstorms. However, such insurance does not cover every potential risk that might occur, associated with operating pipelines, terminals and other facilities and equipment, including the potential loss of significant revenues and cash flows.

The occurrence of a significant event not fully insured, indemnified or reserved against, or the failure of a party to meet its indemnification obligations, could materially and adversely affect our operations and financial condition. We believe that we maintain adequate insurance coverage, although insurance will not cover many types of interruptions that might occur, will not cover amounts up to applicable deductibles and will not cover all risks associated with certain of our assets and operations. With respect to our insurance coverage, our policies are subject to deductibles and retention levels that we consider reasonable and not excessive. Additionally, no assurance can be given that we will be able to maintain adequate insurance in the future at rates we consider reasonable. As a result, we may elect to self-insure or utilize higher deductibles in certain other insurance programs. In addition, although we believe that we have established adequate reserves and liquidity to the extent such risks are not insured, costs incurred in excess of these reserves may be higher or we may not receive insurance proceeds in a timely manner, which may potentially have a material adverse effect on our financial conditions, results of operations or cash flows.

Title to Properties and Rights-of-Way

Our real property holdings generally consist of: (i) parcels of land that we own in fee, (ii) surface leases and underground storage leases and (iii) easements, rights-of-way, permits, crossing agreements or licenses from landowners or governmental authorities permitting the use of certain lands for our operations. In all material respects, we believe we have satisfactory title or the right to use the sites upon which our significant facilities are located, subject to (a) customary liens, restrictions or encumbrances and (b) challenges that we do not regard as material relative to our overall operations. Some of our real property rights may be subject to termination under agreements that provide for one or more of: periodic payments, term periods, renewal rights, abandonment of use, continuous operation requirements, revocation by the licensor or grantor and possible relocation obligations.

Human Capital

General

Our primary human capital management objective is to attract, retain and develop a high quality workforce that will enable us to maintain and enhance a culture that is consistent with our core values of safety and environmental stewardship; ethics and integrity; accountability; and respect and fairness. To support this objective, we seek to attract, reward and support employees through competitive pay, benefits and other programs; develop employees and encourage internal talent mobility to prepare employees for critical roles and leadership positions for the future; facilitate the development of a workplace culture that is diverse, engaging and inclusive; and promote efficiency and a high performance culture by investing in technology and systems and providing tools and resources that enable employees at work.

As a limited partnership, we do not directly have officers and employees. Our operations and activities are managed by Plains All American GP LLC ("GP LLC"), which employs our management and operational personnel (other than our Canadian personnel, who are employed by our subsidiary, PMCULC). As of December 31, 2020, GP LLC and PMCULC employed approximately 4,400 people in North America, of which approximately 3,200 were employed in the U.S. and approximately 1,200 were employed in Canada. Approximately 68% of our workforce (approximately 3,000 employees) are field employees, which includes approximately 880 employees in our trucking division. Our employees are located in 29 states in the U.S. and in 4 provinces in Canada. Approximately 136 employees are covered by five separate collective bargaining agreements, which run through 2023 and 2024.

Health and Safety

Our people are our most valuable asset. We prioritize the health and safety of our employees and we are committed to protecting our employees and conducting our operations in a safe, reliable and responsible manner. We support our commitment to health and safety through extensive education and training and investment in necessary equipment, systems, processes and other resources, and we have a number of safety programs and campaigns that are shared across our operations, such as "Good Catch-Close Call" communications, periodic and situation specific safety stand-downs, lessons learned sharing and stop work authorization for all employees. We also have a number of programs that are focused on employee wellness, including an employee assistance program that has provided free mental and behavioral support for employees during the COVID-19 pandemic. In addition, in order to incentivize performance in the areas of safety and environmental responsibility, our performance-based annual bonus program includes a safety component that is based on year-over-year reductions in our recordable injury rate, and an environmental responsibility component that is tied to year-over-year reductions in the number of federally reportable releases we experience. Since 2017, for each of these metrics, we have improved our performance each year and achieved cumulative three year reductions of more than 50%.

Diversity and Inclusion

We are committed to providing a professional work environment where all employees are treated with respect and dignity and provided with equal opportunities. To that end, we strive to develop a culture of inclusion and diversity in our workforce and aspire to employ a workforce that reflects the diversity of the communities where we operate. As of December 31, 2020, approximately 21% of our overall workforce was female (44% exclusive of field employees), and minorities represented approximately 31% of our U.S. workforce (36% exclusive of field employees).

To support diversity and inclusion efforts at Plains and across the broader industry, we created and sponsor an employee resource group called Cultivating Connections. This group is dedicated to encouraging diversity, inclusion and advancement of women in the industry through networking, mentoring, sharing experiences and ideas, training, and furthering the development of leadership skills. Through Cultivating Connections, an employee mentorship program was also established to encourage professional growth through the development of core competencies.

Training and Leadership Development

We are committed to the continued development of our people. We provide a multitude of training programs covering topics such as field operations, health and safety, regulatory compliance, technical training, management and leadership skills, and professional development. We also operate a number of internal programs at all levels of the workforce that are designed to identify and develop future leaders of the organization. The Board receives reports from senior management on a regular basis regarding the status of succession plans with respect to executive leadership of the company.

Benefits

Our compensation and benefits programs are designed to attract, retain and motivate our employees and to reward them for their services and success. In addition to providing competitive salaries and other compensation opportunities, we offer comprehensive and competitive benefits to our eligible employees including, depending on location, life and health (medical, dental and vision) insurance, prescription drug benefits, flexible spending accounts, parental leave, disability coverage, mental and behavioral health resources, paid time off, retirement savings plan, education reimbursement program and a disaster relief fund.

Summary of Tax Considerations

The following is a brief summary of certain material tax considerations of owning and disposing of common units, however, the tax consequences of ownership of common units are complex and depend in part on the owner's individual tax circumstances. This summary is based on the provisions of the Internal Revenue Code of 1986, as amended (the "Code"), U.S. Treasury regulations, administrative rulings and judicial decisions, all as in effect on the date hereof, and all of which are subject to change, possibly with retroactive effect. We have not sought any ruling from the Internal Revenue Service, or the IRS, with respect to the statements made and the conclusions reached in the following summary, and there can be no assurance that the IRS or a court will agree with such statements and conclusions. This summary does not address all aspects of U.S. federal income taxation or the tax considerations arising under the laws of any non-U.S., state, or local jurisdiction, or under U.S. federal estate and gift tax laws. It is the responsibility of each unitholder, either individually or through a tax advisor, to investigate the legal and tax consequences, under the laws of pertinent U.S. federal, states and localities of the unitholder's investment in us. Further, it is the responsibility of each unitholder to file all U.S. federal, state and local tax returns that may be required of the unitholder. Also see Item 1A. "Risk Factors—Tax Risks to Unitholders" and "Risk Factors—Tax Risks to Common Unitholders."

Partnership Status; Cash Distributions

We are treated for U.S. federal income tax purposes as a partnership based upon our meeting the "Qualifying Income Exception" imposed by Section 7704 of the Code, which we must meet each year. The owners of our common units are considered partners in the Partnership so long as they do not loan their common units to others to cover short sales or otherwise dispose of those units. Accordingly, subject to the Bipartisan Budget Act audit rules, we generally are not liable for U.S. federal income taxes, and a common unitholder is required to report on the unitholder's federal income tax return the unitholder's share of our income, gains, losses and deductions. In general, cash distributions to a common unitholder are taxable only if, and to the extent that, they exceed the tax basis in the common units held. In certain cases, we are subject to, or have paid Canadian income and withholding taxes, including with respect to intercompany interest payments and dividend payments. Unitholders may be eligible for foreign tax credits with respect to allocable Canadian withholding and income taxes paid.

Partnership Allocations

In general, our income and loss is allocated to the general partner and the unitholders for each taxable year in accordance with their respective percentage interests in the Partnership, as determined annually and prorated on a monthly basis and subsequently apportioned among the general partner and the unitholders of record as of the opening of the first business day of the month to which they relate, even though unitholders may dispose of their units during the month in question. A unitholder who disposes of common units prior to the record date set for a cash distribution for that quarter will be allocated items of our income, gain, loss and deduction attributable to the month of disposition (and any other month during the quarter to which such cash distribution relates and the holder held common units on the first day of such month) but will not be entitled to receive a cash distribution for that period. In determining a unitholder's U.S. federal income tax liability, the unitholder is required to take into account the unitholder's share of income generated by us for each taxable year of the Partnership ending with or within the unitholder's taxable year, even if cash distributions are not made to the unitholder. As a consequence, a unitholder's share of our taxable income (and possibly the income tax payable by the unitholder with respect to such income) may exceed the cash actually distributed to the unitholder by us.

Basis of Common Units

A unitholder's initial tax basis for a common unit is generally the amount paid for the common unit and the unitholder's share of our nonrecourse liabilities (or liabilities for which no partner bears the economic risk of loss). A unitholder's basis is generally increased by the unitholder's share of our income and by any increases in the unitholder's share of our nonrecourse liabilities. That basis will be decreased, but not below zero, by the unitholder's share of our losses, the amount of all distributions made to the unitholder (including deemed distributions due to a decrease in the unitholder's share of our nonrecourse liabilities) and the amount of any excess business interest allocated to the unitholder. The IRS has ruled that a partner who acquires interests in a partnership in separate transactions must combine those interests and maintain a single adjusted tax basis for all of those interests.

Limitations on Deductibility of Partnership Losses

The deduction by a unitholder of that unitholder's allocable share of our losses will be limited to the amount of that unitholder's tax basis in his or her common units and, in the case of an individual unitholder or a corporate unitholder who is subject to the "at risk" rules (generally, certain closely-held corporations), to the amount for which the unitholder is considered to be "at risk" with respect to our activities, if that is less than the unitholder's tax basis. A unitholder must recapture losses deducted in previous years to the extent that distributions cause the unitholder's at risk amount to be less than zero at the end of any taxable year. Losses disallowed to a unitholder or recaptured as a result of these limitations will carry forward and will be allowable as a deduction to the extent that his at-risk amount is subsequently increased, provided such losses do not exceed such unitholder's tax basis in his common units. Upon the taxable disposition of a common unit, any gain recognized by a unitholder can be offset by losses that were previously suspended by the at risk limitation but may not be offset by losses suspended by the basis limitation. Any loss previously suspended by the at risk limitation in excess of that gain could no longer be used.

In addition to the basis and at-risk limitations described above, a passive activity loss limitation generally limits the deductibility of losses incurred by individuals, estates, trusts, some closely-held corporations and personal service corporations from "passive activities" (generally, trade or business activities in which the taxpayer does not materially participate). The passive loss limitations are applied separately with respect to each publicly-traded partnership. Consequently, any passive losses we generate will be available to offset only passive income generated by us, and will not be available to offset income from other passive activities or investments, including investments in other publicly traded partnerships or salary, active business or other income. Passive losses that exceed a unitholder's share of passive income we generate may be deducted in full when the unitholder disposes of all of its units in a fully taxable transaction with an unrelated party. The passive activity loss rules are generally applied after other applicable limitations on deductions, including the at risk and basis limitations.

For taxpayers other than corporations in taxable years beginning after December 31, 2020, and before January 1, 2026, an "excess business loss" limitation further limits the deductibility of losses by such taxpayers. An excess business loss is the excess (if any) of a taxpayer's aggregate deductions for the taxable year that are attributable to the trades or businesses of such taxpayer (determined without regard to the excess business loss limitation) over the aggregate gross income or gain of such taxpayer for the taxable year that is attributable to such trades or businesses plus a threshold amount. The threshold amount is equal to \$250,000, or \$500,000 for taxpayers filing a joint return, in each case, increased by the applicable inflation adjustment. Disallowed excess business losses are treated as a net operating loss carryover to the following tax year. Any losses we generate that are allocated to a unitholder and not otherwise limited by the basis, at risk, or passive loss limitations will be included in the determination of such unitholder's aggregate trade or business deductions. Consequently, any losses we generate that are not otherwise limited will only be available to offset a unitholder's other trade or business income plus an amount of non-trade or business income equal to the applicable threshold amount. Thus, except to the extent of the threshold amount, our losses that are not otherwise limited may not offset a unitholder's non-trade or business income (such as salaries, fees, interest, dividends and capital gains). This excess business loss limitation will be applied after the passive activity loss limitation.

Limitations on Interest Deductions

In general, we are entitled to a deduction for interest paid or accrued on indebtedness properly allocable to our trade or business during our taxable year. However, subject to the exceptions in the Coronavirus Aid, Relief, and Economic Security Act (the "CARES Act," discussed below), our deduction for this "business interest" is limited to the sum of our business interest income and 30% of our "adjusted taxable income." For the purposes of this limitation, our adjusted taxable income is computed without regard to any business interest or business interest income, and in the case of taxable years beginning before January 1, 2022, any deduction allowable for depreciation, amortization, or depletion. This limitation is first applied at the partnership level and any deduction for business interest is taken into account in determining our non-separately stated taxable income or loss. Then, in applying this business interest limitation at the partner level, the adjusted taxable income of each of our unitholders is determined without regard to such unitholder's distributive share of any of our items of income, gain, deduction, or loss and is increased by such unitholder's distributive share of our excess taxable income, which is generally equal to the excess of 30% of our adjusted taxable income over the amount of our deduction for business interest for a taxable year.

To the extent our deduction for business interest is not limited, we will allocate the full amount of our deduction for business interest among our unitholders in accordance with their percentage interests in us. To the extent our deduction for business interest is limited, the amount of any disallowed deduction for business interest will also be allocated to each unitholder in accordance with their percentage interest in us, but such amount of "excess business interest" will not be currently deductible. Subject to certain limitations and adjustments to a unitholder's basis in its common units, this excess business interest may be carried forward and deducted by a unitholder in a future taxable year. Further, a unitholder's basis in his or her common units will generally be increased by the amount of any excess business interest upon a disposition of such common units.

For our 2020 taxable year, the CARES Act increases the 30% adjusted taxable income limitation to 50%, unless we elect not to apply such increase. For purposes of determining our 50% adjusted taxable income limitation, we may elect to substitute our 2020 adjusted taxable income with our 2019 adjusted taxable income, which may result in a greater business interest expense deduction. In addition, unitholders may treat 50% of any excess business interest allocated to them in 2019 as deductible in the 2020 taxable year without regard to the 2020 business interest expense limitations. The remaining 50% of such unitholder's excess business interest is carried forward and subject to the same limitations as other taxable years.

Section 754 Election

We have made the election provided for by Section 754 of the Code, which will generally result in a unitholder being allocated income and deductions calculated by reference to the portion of the unitholder's purchase price attributable to each asset of the Partnership.

Disposition of Common Units

A unitholder who sells common units will recognize gain or loss equal to the difference between the amount realized and the adjusted tax basis of those common units (taking into account any basis adjustments attributable to previously disallowed interest deductions). A unitholder may not be able to trace basis to particular common units for this purpose. Thus, distributions of cash from us to a unitholder in excess of the income allocated to the unitholder will, in effect, become taxable income if the unitholder sells the common units at a price greater than the unitholder's adjusted tax basis even if the price is less than the unitholder's original cost. Moreover, a portion of the amount realized (whether or not representing gain) will be taxed as ordinary income due to potential recapture items, including depreciation recapture. In addition, because the amount realized includes a unitholder's share of our nonrecourse liabilities, a unitholder may incur a tax liability in excess of the amount of cash the unitholder receives from the sale.

State, Local and Other Tax Considerations

In addition to federal income taxes, unitholders will likely be subject to other taxes, including state and local income taxes, unincorporated business taxes, and estate, inheritance or intangible taxes that are imposed by the various jurisdictions in which a unitholder resides or in which we conduct business or own property. We own property and conduct business in most states in the United States as well as several provinces in Canada. A unitholder may also be required to file state income tax returns and to pay taxes in various states, even if they do not live in those jurisdictions. As our entire Canadian source income passes through Canadian taxable entities, our unitholders do not have a separate Canadian tax filing obligation as it relates to this income. Unitholders who are not resident in the United States may have additional tax reporting and payment requirements.

A unitholder may be subject to interest and penalties for failure to comply with such requirements. In certain states, tax losses may not produce a tax benefit in the year incurred (if, for example, we have no income from sources within that state) and also may not be available to offset income in subsequent taxable years. Some states may require us, or we may elect, to withhold a percentage of income from amounts to be distributed to a unitholder who is not a resident of the state. Withholding, the amount of which may be more or less than a particular unitholder's income tax liability owed to a particular state, may not relieve the unitholder from the obligation to file an income tax return in that state. Amounts withheld may be treated as if distributed to unitholders for purposes of determining the amounts distributed by us.

Ownership of Common Units by Tax-Exempt Organizations and Certain Other Investors

An investment in common units by tax-exempt organizations (including Individual Retirement Accounts ("IRAs") and other retirement plans) and non-U.S. persons raises issues unique to such persons. Virtually all of our income allocated to a unitholder that is a tax-exempt organization is unrelated business taxable income and, thus, is taxable to such a unitholder. A unitholder who is a nonresident alien, non-U.S. corporation or other non-U.S. person is regarded as being engaged in a trade or business in the United States as a result of ownership of a common unit and, thus, is required to file federal income tax returns and to pay tax on the unitholder's share of our taxable income and on gain realized from the sale or disposition of common units to the extent the gain is effectively connected with a U.S. trade or business of the non-U.S. unitholder.

Moreover, the transferee of an interest in a partnership that is engaged in a U.S. trade or business is generally required to withhold 10% of the amount realized by the transferor unless the transferor certifies that it is not a foreign person. While the determination of a partner's "amount realized" generally includes any decrease of a partner's share of the partnership's liabilities, recently issued Treasury regulations provide that the "amount realized" on a transfer of an interest in a publicly traded partnership, such as our common units, will generally be the amount of gross proceeds paid to the broker effecting the applicable transfer on behalf of the transferor, and thus will be determined without regard to any decrease in that partner's share of a publicly traded partnership's liabilities. The Treasury regulations further provide that withholding on a transfer of an interest in a publicly traded partnership will not be imposed on a transfer that occurs prior to January 1, 2022. For a transfer of interests in a publicly traded partnership that is effected through a broker on or after January 1, 2022, the obligation to withhold is imposed on the transferor's broker. Prospective foreign unitholders should consult their tax advisors regarding the impact of these rules on an investment in our common units.

Audit Procedures

Publicly-traded partnerships are treated as entities separate from their owners for purposes of federal income tax audits, judicial review of administrative adjustments by the IRS and tax settlement proceedings. The tax treatment of partnership items of income, gain, loss and deduction are determined in a partnership proceeding rather than in separate proceedings for each of the partners. Pursuant to the Bipartisan Budget Act of 2015, for taxable years beginning after December 31, 2017, if the IRS makes audit adjustments to our income tax returns, it may assess and collect any taxes (including any applicable penalties and interest) resulting from such audit adjustment directly from us, unless we elect to have our general partner, unitholders and former unitholders take any audit adjustment into account in accordance with their interests in us during the taxable year under audit. Similarly, for such taxable years, if the IRS makes audit adjustments to income tax returns filed by an entity in which we are a member or partner, it may assess and collect any taxes (including penalties and interest) resulting from such audit adjustment directly from such entity.

Available Information

We make available, free of charge on our Internet website at ir.paalp.com, our annual reports on Form 10-K, quarterly reports on Form 10-Q, current reports on Form 8-K, and amendments to those reports filed or furnished pursuant to Section 13(a) or 15(d) of the Securities Exchange Act of 1934 as soon as reasonably practicable after we electronically file the material with, or furnish it to, the Securities and Exchange Commission ("SEC"). The SEC maintains an Internet site that contains reports, proxy and information statements, and other information regarding issuers that file electronically with the SEC at <http://www.sec.gov>. Our website includes a significant amount of information about us, including financial and other information that could be deemed material to investors. Investors and others are encouraged to review such information. The information posted on our website is not incorporated by reference into this Annual Report on Form 10-K or any of our other filings with the SEC.

Item 1A. Risk Factors

References to the "PAGP Entities" include PAGP GP, PAGP, Plains All American GP LLC, AAP and PAA GP LLC. References to our "general partner," as the context requires, include any or all of the PAGP Entities. References to the "Plains Entities" include us, our subsidiaries and the PAGP Entities.

Summary of Risk Factors

Risks Related to Our Business

Our business, results of operations, financial condition, cash flows and unit price can be adversely affected by many factors including but not limited to:

- the volume of crude oil, natural gas and NGL shipped, processed, purchased, stored, fractionated and/or gathered at or through the use of our facilities, which can be negatively impacted by a variety of factors outside of our control;
- pandemics, epidemics or other public health emergencies, such as the recent COVID-19 pandemic;
- competition in our industry, including recontracting and other risks associated with the general capacity overbuild of midstream energy infrastructure in some of the areas where we operate;
- fluctuations in supply and demand, which can be caused by a variety of factors outside of our control;
- natural disasters, catastrophes, terrorist attacks (including eco-terrorist attacks), process safety failures or other events, including pipeline or facility accidents and cyber or other attacks on our electronic and computer systems, could interrupt our operations and/or result in severe personal injury, property damage and environmental damage;
- cybersecurity breaches and other disruptions could compromise our information and operations, and expose us to liability;
- societal and political pressures, including opposition to the development or operation of our pipelines and facilities from various groups;
- the overall forward market for crude oil and NGL, and certain market structures, the absence of pricing volatility and other market factors;
- an inability to fully implement or realize expected returns or other anticipated benefits associated with joint venture and joint ownership arrangements, divestitures, acquisitions and other projects;
- loss of our investment grade credit rating or the ability to receive open credit;
- the credit risk of our customers and other counterparties we transact with in the ordinary course of business activities;
- tightened capital markets or other factors that increase our cost of capital or otherwise limit our access to capital;
- the insufficiency of, or non-compliance with, our risk policies;
- our insurance coverage may not fully cover our losses and we may in the future encounter increased costs related to, and lack of availability of, insurance;
- our current or future debt levels, or inability to borrow additional funds or capitalize on business opportunities;
- changes in currency exchange rates;
- difficulties recruiting and retaining our workforce;
- an impairment of long-term assets;
- significant under-utilization of certain assets due to fixed costs incurred to obtain the right to use such assets;
- many of our assets have been in service for many years and require significant expenditures to maintain them. As a result, our maintenance or repair costs may increase in the future;
- we do not own all of the land on which our pipelines and facilities are located, which could result in disruptions to our operations;
- our inability to perform all of our obligations under our contracts, which could lead to increased costs; and
- failure to obtain materials or commodities in the quantity and the quality we need, and at commercially acceptable prices, whether due to supply disruptions, tariffs, quotas or other factors.

Risks Related to Laws and Regulations

Our business may be adversely impacted by existing or new laws, executive orders and regulations relating to protection of the environment and wildlife, operational safety, cross-border import/export and tax matters, financial and hedging activities, climate change and related matters.

Risks Inherent in an Investment in Us

Our partnership structure carries inherent risks, including but not limited to:

- cost reimbursements due to our general partner may be substantial and will reduce our cash available for distribution to unitholders;
- cash distributions are not guaranteed and may fluctuate with our performance and the establishment of financial reserves;
- our preferred units have rights, preferences and privileges that are not held by, and are preferential to the rights of, holders of our common units;
- unitholders may not be able to remove our general partner even if they wish to do so;
- we may issue additional common units without unitholder approval, which would dilute a unitholder's existing ownership interests; and
- conflicts of interest could arise among our general partner and us or the unitholders.

Risks Related to an Investment in Our Debt Securities

Holders of our debt securities are subject to risks including but not limited to:

- the right to receive payments on our outstanding debt securities is unsecured and will be effectively subordinated to our existing and future secured indebtedness and will be structurally subordinated as to any existing and future indebtedness and other obligations of our subsidiaries, other than subsidiaries that may guarantee our debt securities in the future; and
- we do not have the same flexibility as other types of organizations to accumulate cash, which may limit cash available to service our debt securities or to repay them at maturity.

Tax Risks to Common Unitholders and Series B Preferred Unitholders

Our Common Units or Series B Preferred Units are subject to tax risks, which may adversely impact the value of or market for our units and may reduce our cash available for distribution or debt service, including but not limited to:

- our status as a partnership for U.S. federal income tax purposes and not being subject to a material amount of entity-level taxation;
- potential legislative, judicial or administrative changes or differing interpretations, possibly applied on a retroactive basis;
- potential audit adjustments to our income tax returns for tax years beginning after December 31, 2017, by the IRS or state tax authorities;
- IRS or Canada Revenue Agency ("CRA") contests to the federal income tax positions or inter-country allocations we take;
- our unitholders may be required to pay taxes on their share of our income even if they do not receive any cash distributions from us;
- tax-exempt entities and non-U.S. unitholders face unique tax issues from owning our units;
- taxable gain or loss on the disposition of our common units could be more or less than expected;
- unitholders may be subject to limitation on their ability to deduct interest expense incurred by us;
- our unitholders will likely be subject to state, local and non-U.S. taxes and return filing requirements in states and jurisdictions where they do not live as a result of investing in our units; and
- the tax treatment of income attributable to distributions on our Series B Preferred Units as guaranteed payments for the use of capital creates a different tax treatment for the holders of our Series B Preferred Units than the holders of our common units and such income is not eligible for the 20% deduction for qualified publicly traded partnership income.

Risks Related to Our Business

Our profitability depends on the volume of crude oil, natural gas and NGL shipped, processed, purchased, stored, fractionated and/or gathered at or through the use of our facilities, which can be negatively impacted by a variety of factors outside of our control.

Drilling activity, crude oil production and benchmark crude oil prices can fluctuate significantly over time. For example, the current COVID-19 pandemic has resulted in a swift and material decline in global crude oil demand and crude oil prices, which has led to a significant reduction of domestic crude oil, NGL and natural gas production, and it is unclear if or when global demand will recover to pre-pandemic levels. This has had an adverse effect on the demand for the midstream services we offer and the commercial opportunities that are available to us. If demand remains depressed or declines further it is likely to have an adverse impact on our financial performance. A turnaround of these adverse macroeconomic factors depends largely on an increase in global demand for crude oil, which will be driven primarily by the extent to which consumer demand and demand for crude oil rebound following the pandemic.

Crude oil prices may also decline due to actions of domestic or foreign oil producers—they may take actions that create an over-supply of crude oil, and decrease benchmark crude oil prices. If producers reduce drilling activity in response to future declines in such prices, reduced capital market access, increased capital raising costs for producers or adverse governmental or regulatory action, it could adversely impact production. In turn, such developments could lead to reduced throughput on our pipelines and at our other facilities, which, depending on the level of production declines, could have a material adverse effect on our business.

Also, except with respect to some of our recently constructed long haul pipeline assets, third-party shippers generally do not have long-term contractual commitments to ship crude oil on our pipelines. A decision by a shipper to substantially reduce or cease to ship volumes of crude oil on our pipelines could cause a significant decline in our revenues.

To maintain the volumes of crude oil we purchase in connection with our operations, we must continue to contract for new supplies of crude oil to offset volumes lost because of reduced drilling activity by producers, natural declines in crude oil production from depleting wells or volumes lost to competitors. If production declines, competitors with under-utilized assets could impair our ability to secure additional supplies of crude oil.

Our business, results of operations, financial condition, cash flows and unit price can be adversely affected by pandemics, epidemics or other public health emergencies, such as the current COVID-19 pandemic.

Our business, results of operations, financial condition, cash flows and unit price can be adversely affected by pandemics, epidemics or other public health emergencies. The current COVID-19 pandemic has caused widespread economic disruption, and resulted in material reductions in demand for crude oil, NGL and other petroleum products, which in turn has resulted in significant declines in the actual or expected volume of crude oil and NGL shipped, processed, purchased, stored, fractionated and/or gathered at or through the use of many of our assets. Future pandemics, epidemics or other public health emergencies may have greater economic impacts.

As a result of the COVID-19 pandemic, many of our support functions are operating remotely, which presents technical and communication challenges, including increased vulnerability to cybersecurity breaches, risk management oversights or delays in, or disruptions to, communications. In addition, pandemic-related restrictions may adversely impact our ability to operate and maintain our assets, and may adversely impact the supply chain to source goods and services required for our operating activities.

The long term impacts of the COVID-19 pandemic remain highly uncertain and depend on a wide variety of factors that are outside of our control, including the development, deployment and effectiveness of vaccines, treatments and testing protocols; mutations of the virus resulting in increased transmissibility or severity of the disease or decreasing the effectiveness of vaccines or treatments; the capacity of our healthcare systems and public health infrastructure to manage current and future outbreaks; and various political and economic considerations. It is unknown whether consumption of petroleum products will return to pre-COVID levels due to changes in consumer habits or preferences. As a result, we are unable to predict the timing of any such market recovery, including a return to market conditions that are more conducive to an increase in drilling and production activities in the United States and Canada.

Our profitability can be negatively affected by a variety of factors stemming from competition in our industry, including risks associated with the general capacity overbuild of midstream energy infrastructure in some of the areas where we operate.

We face competition in all aspects of our business and can give no assurances that we will be able to compete effectively against our competitors. In general, competition comes from a wide variety of participants in a wide variety of contexts, including new entrants and existing participants and in connection with day-to-day business, investment capital projects, acquisitions and joint venture activities. Some of our competitors have capital resources many times greater than ours or control greater supplies of crude oil, natural gas or NGL. In addition, other competitors with significant excess capacity and high financial leverage may attempt to survive and compete by reducing transportation rates to levels approaching variable operating costs, without regard to whether they are generating an acceptable return on their investment. These competitive risks make it more difficult for us to attract new customers and expose us to increased contract renewal and customer retention risk with respect to our existing customers.

A significant driver of competition in some of the markets where we operate (including, for example, the Eagle Ford, Permian Basin, and Rockies/Bakken areas) stems from the rapid development of new midstream energy infrastructure capacity that was driven by the combination of (i) significant increases in oil and gas production and development in the applicable production areas, both actual and anticipated, (ii) relatively low barriers to entry and (iii) generally widespread access to relatively low cost capital. While this environment presented opportunities for us, many of these areas have become, or in the future may become, overbuilt, resulting in an excess of midstream energy infrastructure capacity. For example, several new pipeline projects have been placed in service or are currently under construction, and such projects have resulted in, and may contribute to future, excess takeaway capacity in certain areas where we operate. In addition, as an established participant in some markets, we also face competition from aggressive new entrants to the market who are willing to provide services at a lower rate of return in order to establish relationships and gain a foothold in the market. In addition, our Supply and Logistics segment is a customer of our Transportation and Facilities segments (See Note 21 to our Consolidated Financial Statements for a discussion of our operating segments). Competition that impacts our Supply and Logistics activities could result in a reduction in the use of our Transportation and Facilities assets by our Supply and Logistics segment. All of these competitive effects put downward pressure on our throughput and margins and, together with other adverse competitive effects, could have a significant adverse impact on our financial position, cash flows and ability to pay or increase distributions to our unitholders.

With respect to our crude oil activities, our competitors include other crude oil pipelines, the major integrated oil companies, their marketing affiliates, refiners, private equity-backed entities, and independent gatherers, brokers and marketers of widely varying sizes, financial resources and experience. We compete against these companies on the basis of many factors, including geographic proximity to production areas, market access, rates, terms of service, connection costs and other factors.

With respect to our natural gas storage operations, the principal elements of competition are rates, terms of service, supply and market access and flexibility of service. Our natural gas storage facilities compete with several other storage providers, including regional storage facilities and utilities. Certain pipeline companies have existing storage facilities connected to their systems that compete with some of our facilities.

With regard to our NGL operations, we compete with large oil, natural gas and natural gas liquids companies that may, relative to us, have greater financial resources and access to supplies of natural gas and NGL. The principal elements of competition are rates, processing fees, geographic proximity to the natural gas or NGL mix, available processing and fractionation capacity, transportation alternatives and their associated costs, and access to end-user markets.

Fluctuations in supply and demand, which can be caused by a variety of factors outside of our control, can negatively affect our operating results.

Supply and demand for crude oil and other hydrocarbon products we handle is dependent upon a variety of factors, including price, current and future economic conditions, fuel conservation measures, alternative fuel adoption, governmental regulation, including climate change regulations, and technological advances in fuel economy and energy generation devices. For example, legislative, regulatory or executive actions intended to reduce emissions of greenhouse gases could increase the cost of consuming crude oil and other hydrocarbon products, thereby causing a reduction in the demand for such products. Given that crude oil and petroleum products are global commodities, demand can also be significantly influenced by developments in other countries and markets, particularly in key consumption markets like China. Ultimately, this can lead to a reduction in demand for the services we provide. Demand also depends on the ability and willingness of shippers having access to our transportation assets to satisfy their demand by deliveries through those assets. The supply of crude oil depends on a variety of global political and economic factors, including the reliance of foreign governments on petroleum revenues. Excess global supply of crude oil may negatively impact our operating results by decreasing the price of crude oil and making production and transportation less profitable in areas we service.

Fluctuations in demand for crude oil, such as those caused by refinery downtime or shutdowns, can have a negative effect on our operating results. Specifically, reduced demand in an area serviced by our transportation systems will negatively affect the throughput on such systems. Although the negative impact may be mitigated or overcome by our ability to capture differentials created by demand fluctuations, this ability is dependent on location and grade of crude oil, and thus is unpredictable.

Fluctuations in demand for NGL products, whether because of general or industry specific economic conditions, new government regulations, global competition, reduced demand by consumers for products made with NGL products, increased competition from petroleum-based feedstocks due to pricing differences, mild winter weather for some NGL products, particularly propane, or other reasons, could result in a decline in the volume of NGL products we handle or a reduction of the fees we charge for our services. Also, increased supply of NGL products could reduce the value of NGL we handle and reduce the margins realized by us.

NGL and products produced from NGL also compete with products from global markets. Any reduced demand or increased supply for ethane, propane, normal butane, iso-butane or natural gasoline in the markets we access for any of the reasons stated above could adversely affect demand for the services we provide as well as NGL prices, which could negatively impact our operating results.

Natural disasters, catastrophes, terrorist attacks (including eco-terrorist attacks), process safety failures or other events, including pipeline or facility accidents and cyber or other attacks on our electronic and computer systems, could interrupt our operations and/or result in severe personal injury, property damage and environmental damage, which could have a material adverse effect on our financial position, results of operations and cash flows.

Some of our operations involve risks of personal injury, property damage and environmental damage that could curtail our operations and otherwise materially adversely affect our cash flow. Virtually all of our operations are exposed to potential natural disasters or other natural events, including hurricanes, tornadoes, storms, floods, earthquakes, shifting soil and/or landslides. The location of some of our assets and our customers' assets in the U.S. Gulf Coast region makes them particularly vulnerable to hurricane or tropical storm risk. Our facilities and operations are also vulnerable to accidents caused by process safety failures, equipment failures, or human error. In addition, since the September 11, 2001 terrorist attacks, the U.S. government has issued warnings that energy assets, specifically the nation's pipeline infrastructure, may be future targets of terrorist organizations. Terrorists may target our physical facilities and hackers may attack our electronic and computer systems.

If one or more of our pipelines or other facilities, including electronic and computer systems, or any facilities or businesses that deliver products, supplies or services to us or that we rely on in order to operate our business, are damaged by severe weather or any other disaster, accident, catastrophe, terrorist attack or event, our operations could be significantly interrupted. In addition, our supply and logistics operations include purchasing crude oil and NGL that is carried on railcars, tankers or barges. Such cargos are at risk of being damaged or lost because of events such as derailment, marine disaster, inclement weather, mechanical failures, grounding or collision, fire, explosion, environmental accidents, piracy, terrorism and political instability. These incidents or interruptions could involve significant damage or injury to people, property or the environment, and repairs could take from a week or less for minor incidents to six months or more for major interruptions. Any such event that interrupts the revenues generated by our operations, or which causes us to make significant expenditures not covered by insurance, could reduce our profitability, cash flows and cash available for paying distributions to our partners and, accordingly, adversely affect our financial condition and the market price of our securities.

We may also suffer damage (including reputational damage) as a result of a disaster, accident, catastrophe, terrorist attack or other such event. The occurrence of such an event, or a series of such events, especially if one or more of them occurs in a highly populated or sensitive area, could negatively impact public perception of our operations and/or make it more difficult for us to obtain the approvals, permits, licenses or real property interests we need in order to operate our assets or complete planned growth projects.

Cybersecurity breaches and other disruptions could compromise our information and operations, and expose us to liability, which would cause our business and reputation to suffer.

We are reliant on the continuous and uninterrupted operation of our information technology systems. User access of our sites and information technology systems are critical elements to our operations, as is cloud security and protection against cyber security incidents. In the ordinary course of our business, we collect and store sensitive data in our data centers and on our networks, including intellectual property, proprietary business information, critical operating information and data, information regarding our customers, suppliers, royalty owners and business partners, and personally identifiable information of our employees. The secure processing, maintenance and transmission of this information is critical to our operations and business strategy. Despite our security measures, our information technology and infrastructure may be vulnerable to attacks by hackers or breached due to employee error, malfeasance or other disruptions. Any such breach could compromise our networks and the information stored there could be accessed, publicly disclosed, lost or stolen. Any such access, disclosure or other loss of information could result in legal claims or proceedings, liability under laws that protect the privacy of personal information, regulatory penalties for divulging shipper information, disruption of our operations, damage to our reputation, and loss of confidence in our services, which could adversely affect our business.

Our information technology infrastructure is critical to the efficient operation of our business and essential to our ability to perform day-to-day operations. Potential risks to our IT systems include unauthorized attempts to extract business sensitive, confidential or personal information, denial of access extortion, corruption of information or disruption of business processes, or by inadvertent or intentional actions by our employees or vendors. Breaches in our information technology infrastructure or physical facilities, or other disruptions, could result in damage to our assets, safety incidents, damage to the environment, remediation costs, potential liability, regulatory enforcement, violation of privacy or securities laws and regulations or the loss of contracts, any of which could have a material adverse effect on our operations, financial position and results of operations.

We self-insure and thus do not carry insurance specifically for cybersecurity events; however, certain of our insurance policies may allow for coverage of associated damages resulting from such events. If we were to incur a significant liability for which we were not fully insured, or if we incurred costs in excess of reserves established for uninsured or self-insured risks, it could have a material adverse effect on our financial position, results of operations and cash flows.

We may face opposition to the development or operation of our pipelines and facilities from various groups and our business may be subject to societal and political pressures.

We may face opposition to the development or operation of our pipelines and facilities from environmental groups, landowners, tribal groups, local groups and other advocates. Such opposition could take many forms, including organized protests, attempts to block or sabotage our operations, intervention in regulatory or administrative proceedings involving our assets, or lawsuits or other actions designed to prevent, disrupt or delay the development or operation of our assets and business. For example, repairing our pipelines often involves securing consent from individual landowners to access their property; one or more landowners may resist our efforts to make needed repairs, which could lead to an interruption in the operation of the affected pipeline or other facility for a period of time that is significantly longer than would have otherwise been the case. In addition, acts of sabotage or eco-terrorism could cause significant damage or injury to people, property or the environment or lead to extended interruptions of our operations. Any such event that interrupts the revenues generated by our operations, or which causes us to make significant expenditures not covered by insurance, could reduce our cash available for paying distributions to our partners and, accordingly, adversely affect our financial condition and the market price of our securities.

Our business plans are based upon the assumption that societal sentiment will continue to enable, and existing regulations will stay intact for, the future development, transportation and use of hydrocarbon-based fuels. Policy decisions relating to the production, refining, transportation and marketing of hydrocarbon-based fuels are subject to political pressures, the negative portrayal of the industry in which we operate by the media and others, and the influence and protests of environmental and other special interest groups. Such negative sentiment regarding the hydrocarbon energy industry could influence consumer preferences and government or regulatory actions, which could, in turn, have an adverse impact on our business.

Recently, activists concerned about the potential effects of climate change have directed their attention towards sources of funding for hydrocarbon energy companies, which has resulted in certain financial institutions, funds and other sources of capital restricting or eliminating their investment in energy-related activities. Ultimately, this could make it more difficult to secure funding for exploration and production activities or energy infrastructure related projects and ongoing operations, and consequently could both indirectly affect demand for our services and directly affect our ability to fund construction or other capital projects, as well as properly run our ongoing operations.

The results of our Supply and Logistics segment are influenced by the overall forward market for crude oil and NGL, and certain market structures, the absence of pricing volatility and other market factors may adversely impact our results.

Results from our Supply and Logistics segment are dependent on a variety of factors affecting the markets for crude oil and NGL, including regional and international supply and demand imbalances, takeaway availability and constraints, transportation costs and the overall forward market for crude oil. Periods when differentials are wide or when there is volatility in the forward market structure are generally more favorable for our Supply and Logistics segment. During periods where the infrastructure is over-built and/or there is a lack of volatility in the pricing structure our results may be negatively impacted. Depending on the overall duration of these transition periods, how we have allocated our assets to particular strategies and the time length of our crude oil purchase and sale contracts and storage agreements, these periods may have either an adverse or beneficial effect on our aggregate segment results. In the past, the results from our Supply and Logistics segment have varied significantly based on market conditions and this segment may continue to experience highly variable results as a result of future changes to the markets for crude oil and NGL.

We may not be able to fully implement or realize expected returns or other anticipated benefits associated with joint venture and joint ownership arrangements, divestitures, acquisitions and other projects.

We are undertaking, or are participating with various counterparties in, a number of projects that involve the construction of new midstream energy infrastructure assets or the expansion, modification, divestiture or combination of existing assets. Many of these projects involve numerous regulatory, environmental, commercial, economic, weather-related, political and legal uncertainties that are beyond our control, including the following:

- We may construct pipelines, facilities or other assets in anticipation of market demand that dissipates or market growth that never materializes;
- Despite the fact that we will expend significant amounts of capital during the construction phase of growth or expansion projects, revenues associated with these organic growth projects will not materialize until the projects have been completed and placed into commercial service, and the amount of revenue generated from these projects could be significantly lower than anticipated for a variety of reasons;
- As these projects are undertaken, required approvals, permits and licenses may not be obtained, may be delayed, may be obtained with conditions that materially alter the expected return associated with the underlying projects or may be granted and then subsequently withdrawn;
- We may face opposition to our planned projects from environmental groups, landowners, local groups and other advocates, including lawsuits or other actions designed to disrupt or delay our planned projects;
- We may not be able to obtain, or we may be significantly delayed in obtaining, all of the rights of way or other real property interests we need to complete such projects, or the costs we incur in order to obtain such rights of way or other interests may be greater than we anticipated;
- Due to unavailability or costs of materials, supplies, power, labor or equipment, including increased costs associated with any import duties or requirements to source certain supplies or materials from U.S. suppliers or manufacturers, the cost of completing these projects could turn out to be significantly higher than we budgeted and the time it takes to complete construction of these projects and place them into commercial service could be significantly longer than planned; and

- The completion or success of our projects may depend on the completion or success of third-party facilities over which we have no control.

As a result of these uncertainties, the anticipated benefits associated with our planned projects may not be achieved or could be delayed. In turn, this could negatively impact our cash flow and our ability to make or increase cash distributions to our partners.

Loss of our investment grade credit rating or the ability to receive open credit could negatively affect our borrowing costs, ability to purchase crude oil, NGL and natural gas supplies or to capitalize on market opportunities.

Our business is dependent on our ability to maintain an attractive credit rating and continue to receive open credit from our suppliers and trade counterparties. Our senior unsecured debt is currently rated as "investment grade" by Standard & Poor's and Fitch Ratings Inc. In August 2017, Moody's Investors Service downgraded its rating of our senior unsecured debt to a level below investment grade. A further downgrade by any of such agencies to a level below our current ratings levels assigned by such rating agencies could increase our borrowing costs, reduce our borrowing capacity and cause our counterparties to reduce the amount of open credit we receive from them. This could negatively impact our ability to capitalize on market opportunities. For example, our ability to utilize our crude oil storage capacity for merchant activities to capture contango market opportunities is dependent upon having adequate credit facilities, both in terms of the total amount of credit facilities and the cost of such credit facilities, which enables us to finance the storage of the crude oil from the time we complete the purchase of the crude oil until the time we complete the sale of the crude oil. Loss of our remaining investment grade credit ratings could also adversely impact our cash flows, our ability to make distributions at our current levels and the value of our outstanding equity and debt securities.

We are exposed to the credit risk of our customers and other counterparties we transact with in the ordinary course of our business activities.

Risks of nonpayment and nonperformance by customers or other counterparties are a significant consideration in our business, and the economic fallout of the COVID-19 pandemic has had an adverse impact on the creditworthiness of many companies in the energy sector. Although we have credit risk management policies and procedures that are designed to mitigate and limit our exposure in this area, there can be no assurance that we have adequately assessed and managed the creditworthiness of our existing or future counterparties or that there will not be an unanticipated deterioration in their creditworthiness or unexpected instances of nonpayment or nonperformance, all of which could have an adverse impact on our cash flow and our ability to pay or increase our cash distributions to our partners.

We have a number of minimum volume commitment contracts that support pipelines in our Transportation segment. In addition, certain of the pipelines in which we own a joint venture interest have minimum volume commitment contracts. Pursuant to such contracts, shippers are obligated to pay for a minimum volume of transportation service regardless of whether such volume is actually shipped (typically referred to as a deficiency payment), subject to the receipt of credits that typically expire if not used by a certain date. While such contracts provide greater revenue certainty, if the applicable shipper fails to transport the minimum required volume and is required to make a deficiency payment, under applicable accounting rules, the revenue associated with such deficiency payment may not be recognized until the applicable transportation credit has expired or has been used. Deferred revenue associated with non-performance by shippers under minimum volume contracts could be significant and could adversely affect our profitability and earnings.

In addition, in those cases in which we provide division order services for crude oil purchased at the wellhead, we may be responsible for distribution of proceeds to all parties. In other cases, we pay all of or a portion of the production proceeds to an operator who distributes these proceeds to the various interest owners. These arrangements expose us to operator credit risk, and there can be no assurance that we will not experience losses in dealings with such operators and other parties.

Further, to the extent one or more of our major customers experiences financial distress or commences bankruptcy proceedings, contracts with such customers (including contracts that are supported by acreage dedications) may be subject to renegotiation or rejection under applicable provisions of the United States Bankruptcy Code. Any such renegotiation or rejection could have an adverse effect on our revenue and cash flows and our ability to make cash distributions to our unitholders.

We have also undertaken numerous projects that require cooperation with and performance by joint venture co-owners. In addition, in connection with various acquisition, divestiture, joint venture and other transactions, we often receive indemnifications from various parties for certain risks or liabilities. Nonperformance by any of these parties could result in increased costs or other adverse consequences that could decrease our earnings and returns.

We also rely to a significant degree on the banks that lend to us under our revolving credit facility for financial liquidity, and any failure of those banks to perform on their obligations to us could significantly impair our liquidity. Furthermore, nonpayment by the counterparties to our interest rate, commodity and/or foreign currency derivatives could expose us to additional interest rate, commodity price and/or foreign currency risk.

Divestitures, joint ventures, joint ownership arrangements and acquisitions involve risks that may adversely affect our business.

Our ability to execute our financial strategy is in part dependent on our ability to complete strategic divestitures or sales of interests to strategic partners. If we are unable to successfully complete planned divestitures (due to reduced investment in the energy sector, governmental action, litigation, counterparty non-performance or other factors), it may be more difficult for us to achieve our desired leverage levels, increase returns to equity holders or otherwise accomplish our financial goals. In addition, in connection with our divestitures, we may agree to retain responsibility for certain liabilities that relate to our period of ownership, which could adversely impact our future financial performance.

We are also involved in many strategic joint ventures and other joint ownership arrangements. We may not always be in complete alignment with our joint venture or joint owner counterparties; we may have differing strategic or commercial objectives and may be outvoted by our joint venture partners or we may disagree on governance matters with respect to the joint venture entity or the jointly owned assets. When we enter into joint ventures or joint ownership arrangements we may be subject to the risk that our counterparties do not fund their obligations. In some joint ventures and joint ownership arrangements we may not be responsible for construction or operation of such projects and will rely on our joint venture or joint owner counterparties for such services. Joint ventures and joint ownership arrangements may also require us to expend additional internal resources that could otherwise be directed to other projects. If we are unable to successfully execute and manage our existing and proposed joint venture and joint owner projects, it could adversely impact our financial and operating results.

Although our near-term strategy does not include a focus on acquisitions, we have completed a number of acquisitions in the past and may pursue future acquisitions on a selective basis. Any acquisition involves potential risks, including:

- performance from the acquired businesses or assets that is below the forecasts we used in evaluating the acquisition;
- a significant increase in our indebtedness and working capital requirements;
- the inability to timely and effectively integrate the operations of recently acquired businesses or assets;
- the incurrence of substantial unforeseen environmental and other liabilities arising out of the acquired businesses or assets for which we are either not fully insured or indemnified, including liabilities arising from the operation of the acquired businesses or assets prior to our acquisition;
- risks associated with operating in lines of business that are distinct and separate from our historical operations;
- customer or key employee loss from the acquired businesses; and
- the diversion of management's attention from other business concerns.

Any of these factors could adversely affect our ability to achieve anticipated levels of cash flows from our acquisitions, realize other anticipated benefits and our ability to pay distributions to our partners or meet our debt service requirements.

Tightened capital markets or other factors that increase our cost of capital or otherwise limit our access to capital could impair our ability to achieve our strategic objectives.

Any limitations on our access to capital or increase in the cost of that capital could significantly impair the implementation of our strategy. Our ability to maintain our targeted credit profile, including maintaining our credit ratings, could affect our cost of capital as well as our ability to execute our strategy. In addition, a variety of factors beyond our control could impact the availability or cost of capital, including domestic or international economic conditions, increases in key benchmark interest rates and/or credit spreads, the adoption of new or amended banking or capital market laws or regulations, the re-pricing of market risks and volatility in capital and financial markets.

Due to these factors, we cannot be certain that funding for our capital needs will be available from bank credit arrangements, capital markets or other sources on acceptable terms. If funding is not available when needed, or is available only on unfavorable terms, we may be unable to implement our development plans, enhance our existing business, complete strategic projects and transactions, take advantage of business opportunities or respond to competitive pressures, any of which could have a material adverse effect on our revenues and results of operations.

Our risk policies cannot eliminate all risks. In addition, the insufficiency of, or non-compliance with our risk policies could result in significant financial losses.

Generally, it is our policy to establish a margin for crude oil or other products we purchase by selling such products for physical delivery to third-party users, or by entering into a future delivery obligation under derivative contracts. Through these transactions, we seek to maintain a position that is substantially balanced between purchases on the one hand, and sales or future delivery obligations on the other hand. Our policy is not to acquire and hold physical inventory or derivative products for the purpose of speculating on commodity price changes. These policies and practices cannot, however, eliminate all risks. For example, any event that disrupts our anticipated physical supply of crude oil or other products could expose us to risk of loss resulting from price changes. We are also exposed to basis risk when crude oil or other products are purchased against one pricing index and sold against a different index. We may also face disruptions to futures markets for crude oil, NGL and other petroleum products, which may impair our ability to execute our commercial or hedging strategies related to the COVID-19 pandemic, future pandemics, epidemics, other public health emergencies or other factors. Margin requirements due to spikes or crashes in commodity prices may require us to exit hedge strategies at inopportune times. Moreover, we are exposed to some risks that are not hedged, including risks on certain of our inventory, such as linefill, which must be maintained in order to transport crude oil on our pipelines. In an effort to maintain a balanced position, specifically authorized personnel can purchase or sell crude oil, refined products and NGL, up to predefined limits and authorizations. Although this activity is monitored independently by our risk management function, it exposes us to commodity price risks within these limits.

In addition, our operations involve the risk of non-compliance with our risk policies. We have taken steps within our organization to implement processes and procedures designed to detect unauthorized trading; however, we can provide no assurance that these steps will detect and prevent all violations of our risk policies and procedures, particularly if deception, collusion or other intentional misconduct is involved.

Our insurance coverage may not fully cover our losses and we may in the future encounter increased costs related to, and lack of availability of, insurance.

While we maintain insurance coverage at levels that we believe to be reasonable and prudent, we can provide no assurance that our current levels of insurance will be sufficient to cover any losses that we have incurred or may incur in the future, whether due to deductibles, coverage challenges or other limitations. In addition, over the last several years, as the scale and scope of our business activities has expanded, the breadth and depth of available insurance markets has contracted. As a result of these factors and other market conditions, as well as the fact that we have experienced several incidents over the last several years, premiums and deductibles for certain insurance policies have increased substantially. Accordingly, we can give no assurance that we will be able to maintain adequate insurance in the future at rates or on other terms we consider commercially reasonable. In addition, although we believe that we currently maintain adequate insurance coverage, insurance will not cover many types of interruptions or events that might occur and will not cover all risks associated with our operations. In addition, the proceeds of any such insurance may not be paid in a timely manner and may be insufficient if such an event were to occur. The occurrence of a significant event, the consequences of which are either not covered by insurance or not fully insured, or a significant delay in the payment of a major insurance claim, could materially and adversely affect our financial position, results of operations and cash flows.

The terms of our indebtedness may limit our ability to borrow additional funds or capitalize on business opportunities. In addition, our current or future debt levels, or inability to borrow additional funds or capitalize on business opportunities may limit our future financial and operating flexibility.

As of December 31, 2020, the face value of our consolidated debt outstanding was approximately \$10.3 billion, consisting of approximately \$9.5 billion face value of long-term debt (including senior notes, term loan borrowings and finance lease obligations) and approximately \$0.8 billion of short-term borrowings. As of December 31, 2020, we had approximately \$2.2 billion of liquidity available, including cash and cash equivalents and available borrowing capacity under our senior unsecured revolving credit facility and our senior secured hedged inventory facility, subject to continued covenant compliance. Lower Adjusted EBITDA could increase our leverage ratios and effectively reduce our ability to incur additional indebtedness.

The amount of our current or future indebtedness could have significant effects on our operations, including, among other things:

- a significant portion of our cash flow will be dedicated to the payment of principal and interest on our indebtedness and may not be available for other purposes, including the payment of distributions on our units and capital expenditures;
- credit rating agencies may view our debt level negatively;
- covenants contained in our existing debt arrangements will require us to continue to meet financial tests that may adversely affect our flexibility in planning for and reacting to changes in our business;
- our ability to obtain additional financing for working capital, capital expenditures, acquisitions and general partnership purposes may be limited;
- we may be at a competitive disadvantage relative to similar companies that have less debt; and
- we may be more vulnerable to adverse economic and industry conditions as a result of our significant debt level.

Our credit agreements prohibit distributions on, or purchases or redemptions of, units if any default or event of default is continuing. In addition, the agreements contain various covenants limiting our ability to, among other things, incur indebtedness if certain financial ratios are not maintained, grant liens, engage in transactions with affiliates, enter into sale-leaseback transactions, and sell substantially all of our assets or enter into a merger or consolidation. Our credit facilities treat a change of control as an event of default and also requires us to maintain a certain debt coverage ratio. Our senior notes do not restrict distributions to unitholders, but a default under our credit agreements will be treated as a default under the senior notes. Please read Item 7. "Management's Discussion and Analysis of Financial Condition and Results of Operations—Liquidity and Capital Resources—Credit Agreements, Commercial Paper Program and Indentures."

Our ability to access capital markets to raise capital on favorable terms will be affected by our debt level, our operating and financial performance, the amount of our current maturities and debt maturing in the next several years, and by prevailing market conditions. Moreover, if the rating agencies were to downgrade our credit ratings, then we could experience an increase in our borrowing costs, face difficulty accessing capital markets or incurring additional indebtedness, be unable to receive open credit from our suppliers and trade counterparties, be unable to benefit from swings in market prices and shifts in market structure during periods of volatility in the crude oil market or suffer a reduction in the market price of our common units. If we are unable to access the capital markets on favorable terms at the time a debt obligation becomes due in the future, we might be forced to refinance some of our debt obligations through bank credit, as opposed to long-term public debt securities or equity securities, or sell assets. The price and terms upon which we might receive such extensions or additional bank credit, if at all, could be more onerous than those contained in existing debt agreements. Any such arrangements could, in turn, increase the risk that our leverage may adversely affect our future financial and operating flexibility and thereby impact our ability to pay cash distributions at expected rates.

Increases in interest rates could adversely affect our business and the trading price of our units.

As of December 31, 2020, the face value of our consolidated debt was approximately \$10.3 billion, of which approximately \$9.4 billion was at fixed interest rates and approximately \$0.9 billion was at variable interest rates. We are exposed to market risk due to the short-term nature of our commercial paper borrowings and the floating interest rates on our credit facilities. Our results of operations, cash flows and financial position could be adversely affected by significant increases in interest rates above current levels. Additionally, increases in interest rates could adversely affect our Supply and Logistics segment results by increasing interest costs associated with the storage of hedged crude oil and NGL inventory. Further, the trading price of our common units may be sensitive to changes in interest rates and any rise in interest rates could adversely impact such trading price.

Changes in currency exchange rates could adversely affect our operating results.

Because we are a U.S. dollar reporting company and also conduct operations in Canada, we are exposed to currency fluctuations and exchange rate risks that may adversely affect the U.S. dollar value of our earnings, cash flow and partners' capital under applicable accounting rules. For example, as the U.S. dollar appreciates against the Canadian dollar, the U.S. dollar value of our Canadian dollar denominated earnings is reduced for U.S. reporting purposes.

Our business requires the retention and recruitment of a skilled workforce, and difficulties recruiting and retaining our workforce could result in a failure to implement our business plans.

Our operations and management require the retention and recruitment of a skilled workforce, including engineers, technical personnel and other professionals. We and our affiliates compete with other companies in the energy industry for this skilled workforce. The COVID-19 pandemic and associated restrictions may also place additional demands on our employees, which may in turn make it more challenging to retain or recruit talented labor. If we are unable to (i) retain current employees; and/or (ii) recruit new employees of comparable knowledge and experience, our business could be negatively impacted. In addition, we could experience increased costs to retain and recruit these professionals.

An impairment of long-term assets could reduce our earnings.

At December 31, 2020, we had approximately \$14.6 billion of net property and equipment, \$982 million of linefill and base gas, \$3.8 billion of investments accounted for under the equity method of accounting and \$805 million of net intangible assets capitalized on our balance sheet. GAAP requires an assessment for impairment in certain circumstances, including when there is an indication that the carrying value of property and equipment may not be recoverable. If we were to determine that any of our property and equipment, linefill and base gas, intangibles or equity method investments was impaired, we could be required to take an immediate charge to earnings, which could adversely impact our operating results, with a corresponding reduction of partners' capital and increase in balance sheet leverage as measured by debt-to-total capitalization. See Item 7. "Management's Discussion and Analysis of Financial Condition and Results of Operations—Critical Accounting Policies and Estimates" for additional discussion of our accounting policies and use of estimates associated with impairments. During the year ended December 31, 2020, we recognized goodwill impairment losses of \$2.5 billion and non-cash impairment charges of approximately \$914 million related to the write-down of certain pipeline and other long-lived assets, certain of our investments in unconsolidated entities, and assets upon classification as held for sale. See Note 6, Note 7, Note 8 and Note 9 to our Consolidated Financial Statements for additional information regarding these impairments.

We are dependent on the use or availability of third-party assets for certain of our operations.

Certain of our business activities require the use or availability of third-party assets over which we may have little or no control. If at any time the availability of these assets is limited or denied, and if access to alternative assets cannot be arranged, it could have an adverse effect on our business, results of operations and cash flow.

Significant under-utilization of certain assets could significantly reduce our profitability due to fixed costs incurred to obtain the right to use such assets.

From time to time in connection with our business, we may lease or otherwise secure the right to use certain assets (such as railcars, trucks, barges, ships, pipeline capacity, storage capacity and other similar assets) with the expectation that the revenues we generate through the use of such assets will be greater than the fixed costs we incur pursuant to the applicable leases or other arrangements. However, when such assets are not utilized or are under-utilized, our profitability could be negatively impacted because the revenues we earn are either non-existent or reduced, but we remain obligated to continue paying any applicable fixed charges, in addition to the potential of incurring other costs attributable to the non-utilization of such assets. Significant under-utilization of assets we lease or otherwise secure the right to use in connection with our business could have a significant negative impact on our profitability and cash flows.

Many of our assets have been in service for many years and require significant expenditures to maintain them. As a result, our maintenance or repair costs may increase in the future.

Our pipelines, terminals, storage and processing and fractionation assets are generally long-lived assets, and many of them have been in service for many years. The age and condition of our assets could result in increased maintenance or repair expenditures in the future. Any significant increase in these expenditures could adversely affect our results of operations, financial position or cash flows, as well as our ability to make cash distributions to our unitholders.

We do not own all of the land on which our pipelines and facilities are located, which could result in disruptions to our operations.

We do not own all of the land on which our pipelines and facilities have been constructed, and therefore are potentially subject to more onerous terms and/or increased costs to retain necessary land use if we do not have valid rights-of-way or if such rights-of-way lapse or terminate. In some instances, we obtain the rights to construct and operate our pipelines on land owned by third parties and governmental agencies for a specific period of time. Following a decision issued in May 2017 by the Tenth Circuit Court of Appeals, tribal ownership of even a very small fractional interest in tribal land owned or at one time owned by an individual Indian landowner, bars condemnation of any interest in the allotment. Consequently, the inability to condemn such allotted lands under circumstances where existing pipeline rights-of-way may soon lapse or terminate serves as an additional potential impediment for pipeline operations. In September 2018, the Fourth Circuit Court of Appeals reversed a decision of the United States Forest Service ("USFS") issuing a permit for the construction of a pipeline and granting a right of way across the Appalachian Trail, ruling that the USFS lacked statutory authority. This decision may make it more difficult to obtain permits and rights of way on certain federal lands and may be used as precedent to challenge existing and future permits and rights of way. Additionally, parts of our operations cross land that has historically been apportioned to various Native American/First Nations tribes, who may exercise significant jurisdiction and sovereignty over their lands. For more information, see our regulatory disclosure entitled "Indigenous Protections." We cannot guarantee that we will always be able to renew existing rights-of-way or obtain new rights-of-way on favorable terms or without experiencing significant delays and costs. Any loss of rights with respect to real property, through our inability to renew right-of-way contracts or otherwise, could have a material adverse effect on our business, results of operations, and financial position.

For various operating and commercial reasons, we may not be able to perform all of our obligations under our contracts, which could lead to increased costs and negatively impact our financial results.

Various operational and commercial factors could result in an inability on our part to satisfy our contractual commitments and obligations. For example, in connection with our provision of firm storage services and hub services to our natural gas storage customers, we enter into contracts that obligate us to honor our customers' requests to inject gas into our storage facilities, withdraw gas from our facilities and wheel gas through our facilities, in each case subject to volume, timing and other limitations set forth in such contracts. The following factors could adversely impact our ability to perform our obligations under these contracts:

- a failure on the part of our storage facilities to perform as we expect them to, whether due to malfunction of equipment or facilities or realization of other operational risks;
- the operating pressure of our storage facilities (affected in varying degree, depending on the type of storage cavern, by total volume of working and base gas, and temperature);
- a variety of commercial decisions we make from time to time in connection with the management and operation of our storage facilities. Examples include, without limitation, decisions with respect to matters such as (i) the aggregate amount of commitments we are willing to make with respect to wheeling, injection, and withdrawal services, which could exceed our capabilities at any given time for various reasons, (ii) the timing of scheduled and unplanned maintenance or repairs, which can impact equipment availability and capacity, (iii) the schedule for and rate at which we conduct opportunistic leaching activities at our facilities in connection with the expansion of existing salt caverns, which can impact the amount of storage capacity we have available to satisfy our customers' requests, (iv) the timing and aggregate volume of any base gas park and/or loan transactions we consummate, which can directly affect the operating pressure of our storage facilities and (v) the amount of compression capacity and other gas handling equipment that we install at our facilities to support gas wheeling, injection and withdrawal activities; and
- adverse operating conditions due to hurricanes, extreme weather events or conditions, and operational problems or issues with third-party pipelines, storage or production facilities.

Although we manage and monitor all of these various factors in connection with the ongoing operation of our natural gas storage facilities with the goal of performing all of our contractual commitments and obligations and optimizing our revenue, one or more of the above factors may adversely impact our ability to satisfy our injection, withdrawal or wheeling obligations under our storage contracts. In such event, we may be liable to our customers for losses or damages they suffer and/or we may need to incur costs or expenses in order to permit us to satisfy our obligations.

If we fail to obtain materials or commodities in the quantity and the quality we need, and at commercially acceptable prices, whether due to supply disruptions, tariffs, quotas or other factors, our results of operations, financial condition and cash flows could be materially and adversely affected.

Our business requires access to steel and other materials to construct and maintain new and existing pipelines and facilities. If we experience a shortage in the supply of these materials or are unable to source sufficient quantities of high quality materials at acceptable prices and in a timely manner, it could materially and adversely affect our ability to construct new infrastructure and maintain our existing assets.

Our business also depends on having access to significant amounts of electricity and other commodities. If we are unable to obtain commodities sufficient to operate and maintain our assets, it could materially and adversely affect our business.

The COVID-19 pandemic has caused widespread supply chain disruptions, which may make it more challenging to obtain sufficient quantities of high quality materials at acceptable prices and in a timely manner. If we are unable to source such materials, it could materially and adversely affect our ability to construct new infrastructure and maintain our existing assets.

In addition, some of the materials used in our business are imported. Existing and future import duties and quotas could materially increase our costs of procuring imported or domestic steel and/or create shortages or difficulties in procuring sufficient quantities of steel meeting our required technical specifications. A material increase in our costs of construction and maintenance or any significant delays in our ability to complete our infrastructure projects could have a material adverse effect on our financial position, results of operations and cash flows.

Risks Related to Laws and Regulations

Our operations are subject to laws and regulations relating to protection of the environment and wildlife, operational safety, climate change and related matters that may expose us to significant costs and liabilities. The current laws and regulations affecting our business are subject to change and in the future we may be subject to additional laws, executive orders and regulations, which could adversely impact our business.

Our operations involving the storage, treatment, processing, and transportation of liquid hydrocarbons, including crude oil, NGL and refined products, as well as our operations involving the storage of natural gas, are subject to stringent federal, state, and local laws and regulations governing the discharge of materials into the environment. Our operations are also subject to laws and regulations relating to protection of the environment and wildlife, operational safety, climate change and related matters. Compliance with all of these laws and regulations increases our overall cost of doing business, including our capital costs to construct, maintain and upgrade equipment and facilities. Also, new or additional regulations, new interpretations of existing requirements or changes in our operations could trigger new permitting requirements applicable to our operations, which could result in increased costs or delays of, or denial of rights to conduct, our development programs. The failure to comply with any such laws and regulations could result in the assessment of administrative, civil, and criminal penalties, the imposition of investigatory and remedial liabilities, the issuance of injunctions that may subject us to additional operational requirements and constraints, or claims of damages to property or persons resulting from our operations. In addition, criminal violations of certain environmental laws, or in some cases even the allegation of criminal violations, may result in the temporary suspension or outright debarment from participating in government contracts. The laws and regulations applicable to our operations are subject to change and interpretation by the relevant governmental agency, including the possibility that exemptions we currently qualify for may be modified or changed in ways that require us to incur significant additional compliance costs. Our business and operations may also become subject to additional laws or regulations. For example, President Biden campaigned on several initiatives to address environmental concerns. Following the election of President Biden and a Democratic majority in both houses of Congress, it is possible that our operations, and those of our customers, may be subject to greater environmental regulations, particularly with regard to hydraulic fracturing, permitting, and GHG emissions. Any new laws, executive orders or regulations, or changes to or interpretations of existing laws or regulations, adverse to us could have a material adverse effect on our operations, revenues, expenses and profitability.

We have a history of incremental additions to the miles of pipelines we own, both through acquisitions and investment capital projects. We have also increased our terminal and storage capacity and operate several facilities on or near navigable waters and domestic water supplies. Although we have implemented programs intended to maintain the integrity of our assets (discussed below), as we acquire additional assets we are at risk for an increase in the number of releases of liquid hydrocarbons into the environment. These releases expose us to potentially substantial expense, including clean-up and remediation costs, fines and penalties, and third-party claims for personal injury or property damage related to past or future releases. Some of these expenses could increase by amounts disproportionately higher than the relative increase in pipeline mileage and the increase in revenues associated therewith. Our refined products terminal assets are also subject to significant compliance costs and liabilities. In addition, because of the increased volatility of refined products and their tendency to migrate farther and faster than crude oil when released, releases of refined products into the environment can have a more significant impact than crude oil and require significantly higher expenditures to respond and remediate. The incurrence of such expenses not covered by insurance, indemnity or reserves could materially adversely affect our results of operations.

We currently devote substantial resources to comply with DOT-mandated pipeline integrity rules. The DOT regulations include requirements for the establishment of pipeline integrity management programs and for protection of "high consequence areas" where a pipeline leak or rupture could produce significant adverse consequences. Pipeline safety regulations are revised frequently. For example, Congress, through the 2021 Fiscal Year Omnibus Appropriations Bill, directed PHMSA to move forward with several regulatory actions. For more information, please see our regulatory disclosure entitled "Pipeline Safety/Integrity Management." The adoption of new regulations requiring more comprehensive or stringent safety standards could require us to install new or modified safety controls, pursue new capital projects, or conduct maintenance programs on an accelerated basis, all of which could require us to incur increased operational costs that could be significant.

Although we continue to focus on pipeline and facility integrity management as a primary operational emphasis, doing so requires substantial time and resources and cannot eliminate all risk of releases. We have an internal review process pursuant to which we examine various aspects of our pipeline and gathering systems that are not currently subject to the DOT pipeline integrity management mandate. The purpose of this process is to review the surrounding environment, condition and operating history of these pipeline and gathering assets to determine if such assets warrant additional investment or replacement. Accordingly, in addition to potential cost increases related to unanticipated regulatory changes or injunctive remedies resulting from regulatory agency enforcement actions, we may elect (as a result of our own internal initiatives) to spend substantial sums to enhance the integrity of and upgrade our pipeline systems to maintain environmental compliance and, in some cases, we may take pipelines out of service if we believe the cost of upgrades will exceed the value of the pipelines. We cannot provide any assurance as to the ultimate amount or timing of future pipeline integrity expenditures but any such expenditures could be significant. See "Environmental — General" in Note 19 to our Consolidated Financial Statements. In addition, despite our pipeline and facility integrity management efforts, we can provide no assurance that our pipelines and facilities will not experience leaks or releases or that we will be able to fully comply with all of the federal, state and local laws and regulations applicable to the operation of our pipelines or facilities; any such leaks or releases could be material and could have a significant adverse impact on our reputation, financial position, cash flows and ability to pay or increase distributions to our unitholders.

Our assets are subject to federal, state and provincial regulation. Rate regulation or a successful challenge to the rates we charge on our U.S. and Canadian pipeline systems may reduce the amount of cash we generate.

Our U.S. interstate common carrier liquids pipelines are subject to regulation by the FERC under the ICA. The ICA requires that tariff rates and terms and conditions of service for liquids pipelines be just and reasonable and non-discriminatory. We are also subject to the Pipeline Safety Regulations of the DOT. Our intrastate pipeline transportation activities are subject to various state laws and regulations as well as orders of regulatory bodies.

For our U.S. interstate common carrier liquids pipelines subject to FERC regulation under the ICA and our interstate natural gas storage facilities subject to FERC regulation under the NGA, shippers may protest our pipeline tariff filings or file complaints against our existing rates or complaints alleging that we are engaging in discriminating behavior. The FERC can also investigate on its own initiative. Under certain circumstances, the FERC could limit our ability to set rates based on our costs, or could order us to reduce our rates and could require the payment of reparations to complaining shippers for up to two years prior to the complaint. Natural gas storage facilities are subject to regulation by the FERC, the DOT, and certain state agencies. Under certain circumstances, the FERC could limit our ability to set our natural gas storage rates at market-based rates and could order us to reduce our rates for natural gas storage service or require the payment of refunds to our storage customers.

In addition, we routinely monitor the public filings and proceedings of other parties with the FERC and other regulatory agencies in an effort to identify issues that could potentially impact our business. Under certain circumstances we may choose to intervene in such third-party proceedings in order to express our support for, or our opposition to, various issues raised by the parties to such proceedings. For example, if we believe that a petition filed with, or order issued by, the FERC is improper, overbroad or otherwise flawed, we may attempt to intervene in such proceedings for the purpose of protesting such petition or order and requesting appropriate action such as a clarification, rehearing or other remedy. Despite such efforts, we can provide no assurance that the FERC and other agencies that regulate our business will not issue future orders or declarations that increase our costs or otherwise adversely affect our operations.

Our Canadian pipelines are subject to regulation by the CER and by provincial authorities. Under the Canadian Energy Regulator Act, the CER could investigate the tariff rates or the terms and conditions of service relating to a jurisdictional pipeline on its own initiative upon the filing of a toll or tariff application, or upon the filing of a written complaint. If the CER found the rates or terms of service relating to such pipeline to be unjust or unreasonable or unjustly discriminatory, the CER could require us to change our rates, provide access to other shippers, or change our terms of service. A provincial authority could, on the application of a shipper or other interested party, investigate the tariff rates or our terms and conditions of service relating to our provincially-regulated proprietary pipelines. If it found our rates or terms of service to be contrary to statutory requirements, it could impose conditions it considers appropriate. A provincial authority could declare a pipeline to be a common carrier pipeline, and require us to change our rates, provide access to other shippers, or otherwise alter our terms of service. Any reduction in our tariff rates would result in lower revenue and cash flows.

Some of our operations cross the U.S./Canada border and are subject to cross-border regulation.

Our cross border activities subject us to regulatory matters, including import and export licenses, tariffs, Canadian and U.S. customs and tax issues and toxic substance certifications. Such regulations include the Short Supply Controls of the EAA, the NAFTA and the TSCA. Violations of these licensing, tariff and tax reporting requirements could result in the imposition of significant administrative, civil and criminal penalties. Furthermore, Presidential Permits that allow cross-border movements of crude oil may be revoked or terminated at any time.

Our purchases and sales of crude oil, natural gas and NGL, and hedging activities, expose us to potential regulatory risks.

The FTC, the FERC and the CFTC hold statutory authority to monitor certain segments of the physical and futures energy commodities markets. These agencies have imposed broad regulations prohibiting fraud and manipulation of such markets. With regard to our physical purchases and sales of crude oil, natural gas or NGL and any related hedging activities that we undertake, we are required to observe the market-related regulations enforced by these agencies, which hold substantial enforcement authority. Our purchases and sales may also be subject to certain reporting and other requirements. Additionally, to the extent that we enter into transportation contracts with pipelines that are subject to FERC regulation, we are subject to FERC requirements related to the use of such capacity. Any failure on our part to comply with the regulations and policies of the FERC, the FTC or the CFTC could result in the imposition of civil and criminal penalties. Failure to comply with such regulations, as interpreted and enforced, could have a material adverse effect on our business, results of operations, financial condition and our ability to make cash distributions to our unitholders.

The enactment and implementation of derivatives legislation could have an adverse impact on our ability to use derivative instruments to reduce the effect of commodity price, interest rate and other risks associated with our business and increase the working capital requirement to conduct these hedging activities.

The Dodd-Frank Wall Street Reform and Consumer Protection Act (the "Dodd-Frank Act"), enacted on July 21, 2010, established federal oversight and regulation of derivative markets and entities, such as us, that participate in those markets. The Dodd-Frank Act requires the CFTC and the SEC to promulgate rules and regulations implementing the Dodd-Frank Act. Although the CFTC has finalized certain regulations, others remain to be finalized or implemented and it is not possible at this time to predict when this will be accomplished.

In January 2020, the CFTC proposed new rules that would place limits on positions in certain core futures and equivalent swaps contracts for, or linked to, certain physical commodities, subject to exceptions for certain bona fide hedging transactions. As these new position limit rules are not yet final, the impact of those provisions on us is uncertain at this time.

The CFTC has designated certain interest rate swaps and credit default swaps for mandatory clearing, and the associated rules require us, in connection with covered derivative activities, to comply with clearing and trade-execution requirements or take steps to qualify for an exemption from such requirements. We do not utilize credit default swaps and we qualify for, and expect to continue to qualify for, the end-user exception from the mandatory clearing requirements for swaps entered into to hedge our interest rate risks. Should the CFTC designate commodity derivatives for mandatory clearing, we would expect to qualify for an end-user exception from the mandatory clearing requirements for swaps entered into to hedge our commodity price risk. However, the majority of our financial derivative transactions used for hedging commodity price risks are currently executed and cleared over exchanges that require the posting of margin or letters of credit based on initial and variation margin requirements. Pursuant to the Dodd Frank Act, however, the CFTC or federal banking regulators may require the posting of collateral with respect to uncleared interest rate and commodity derivative transactions.

Certain banking regulators and the CFTC have adopted final rules establishing minimum margin requirements for uncleared swaps. Although we qualify for the end-user exception from margin requirements for swaps entered into to hedge commercial risks, if any of our swaps do not qualify for the commercial end-user exception, or if we are otherwise required to post additional cash margin or collateral it could reduce our ability to execute hedges necessary to reduce commodity price exposures and protect cash flows. Posting of additional cash margin or collateral could affect our liquidity (defined as unrestricted cash on hand plus available capacity under our credit facilities) and reduce our ability to use cash for capital expenditures or other partnership purposes.

Even if we ourselves are not required to post additional cash margin or collateral for our derivative contracts, the banks and other derivatives dealers who are our contractual counterparties will be required to comply with other new requirements under the Dodd-Frank Act and related rules. The costs of such compliance may be passed on to customers such as ourselves, thus decreasing the benefits to us of hedging transactions or reducing our profitability. In addition, implementation of the Dodd-Frank Act and related rules and regulations could reduce the overall liquidity and depth of the markets for financial and other derivatives we utilize in connection with our business, which could expose us to additional risks or limit the opportunities we are able to capture by limiting the extent to which we are able to execute our hedging strategies.

Finally, the Dodd-Frank Act was intended, in part, to reduce the volatility of oil and gas prices, which some legislators attributed to speculative trading in derivatives and commodity instruments related to oil and gas. Our financial results could be adversely affected if a consequence of the Dodd-Frank Act and implementing regulations is lower commodity prices.

The full impact of the Dodd-Frank Act and related regulatory requirements upon our business will not be known until the regulations are implemented and the market for derivatives contracts has adjusted. The Dodd-Frank Act and any new regulations could significantly increase the cost of derivative contracts, materially alter the terms of derivative contracts, reduce the availability of derivatives to protect against risks we encounter, reduce our ability to monetize or restructure our existing derivative contracts. If we reduce our use of derivatives as a result of the Dodd-Frank Act and regulations implementing the Dodd-Frank Act, our results of operations may become more volatile and our cash flows may be less predictable. Any of these consequences could have a material adverse effect on us, our financial condition and our results of operations.

Legislation, executive orders and regulatory initiatives relating to hydraulic fracturing or other hydrocarbon development activities could reduce domestic production of crude oil and natural gas.

Hydraulic fracturing is an important and common practice that is used to stimulate production of hydrocarbons from unconventional geological formations. Recent advances in hydraulic fracturing techniques have resulted in significant increases in crude oil and natural gas production in many basins in the United States and Canada. The process involves the injection of water, sand and chemicals under pressure into the formation to fracture the surrounding rock and stimulate production, and it is typically regulated by state and provincial oil and gas commissions. We do not perform hydraulic fracturing, but many of the producers using our pipelines do. Hydraulic fracturing has been subject to increased scrutiny and there have been a variety of legislative and regulatory proposals to prohibit, restrict, or more closely regulate various forms of hydraulic fracturing; for example, the Governor of California signed an executive order in which he announced plans to ask the state legislature to promulgate legislation banning the issuance of new hydraulic fracturing permits by 2024. In January 2021, President Biden signed an executive order directing the Secretary of the Interior to pause new oil and gas leases on public lands and in offshore waters of the United States. These actions, as well as any other legislation, executive orders or regulatory initiatives that curtail hydraulic fracturing or otherwise limit producers' ability to drill or complete wells could reduce the production of crude oil and natural gas in the United States or Canada, and could thereby reduce demand for our transportation, terminalling and storage services as well as our supply and logistics services.

Climate change laws and regulations restricting emissions of greenhouse gases could result in increased operating costs and reduced demand for crude oil and natural gas, while potential physical effects of climate change could disrupt crude oil production and cause us to incur significant costs in preparing for or responding to those effects.

In response to findings that emissions of GHGs present an endangerment to public health and the environment, the EPA has adopted regulations under existing provisions of the federal Clean Air Act to reduce GHG emissions. For example, in June 2016, the EPA finalized new regulations, known as Subpart OOOOa, that set emissions standards for methane and volatile organic compounds from new and modified oil and natural gas production and natural gas processing and transmission facilities. However, there have been attempts to modify these regulations, and litigation concerning the regulations is ongoing.

While Congress has from time to time considered legislation to reduce emissions of GHGs, no significant legislation to reduce GHG emissions has been adopted at the federal level. However, President Biden has previously stated that one of his administration's climate change goals is to achieve a 100% clean energy economy and net-zero emissions by 2050 at the national level; however, we cannot predict the degree to which this plan may be successfully implemented, what initiatives may be promulgated to facilitate it, or the degree to which it may impact our operations. In the absence of federal climate legislation, a number of state and regional GHG restrictions have emerged. Analogous regulations are or may be implemented in Canada. Any future laws and regulations that limit emissions of GHGs could adversely affect supply of or demand for oil and natural gas that operators, some of whom are our customers, produce and could thereby reduce demand for our midstream services. For more information, see our regulatory disclosure entitled "Climate Change Initiatives."

Moreover, activists concerned about the potential effects of climate change have directed their attention at sources of funding for hydrocarbon energy companies, which has resulted in certain sources of capital restricting or eliminating their investment in oil and natural gas activities. Additionally, activist shareholders have introduced proposals that may seek to force companies to adopt aggressive emission reduction targets or restrict more hydrocarbon-intensive activities. Separately, activists may also pursue other means of curtailing oil and gas operations, such as through litigation; several suits have been filed in recent years claiming that oil and gas companies are responsible for climate harm due to their production and/or marketing of hydrocarbons or that oil and gas companies have known about the adverse effects of climate change but failed to adequately disclose those impacts to their investors or consumers. While we cannot predict the outcomes of such activities, they could make it more difficult for operators to engage in exploration and production activities, ultimately reducing demand for our services. Finally, many scientists have concluded that increasing concentrations of GHGs in the Earth's atmosphere may produce significant physical effects, such as increased frequency and severity of storms, droughts, floods and other climatic events; if any such effects were to occur, they have the potential to cause physical damage to our assets and thus could have an adverse effect on our financial condition and operations.

Risks Inherent in an Investment in Us

Cost reimbursements due to our general partner may be substantial and will reduce our cash available for distribution to unitholders.

Prior to making any distribution on our common units, we will reimburse our general partner and its affiliates, including officers and directors of the general partner, for all expenses incurred on our behalf. In addition, we are required to pay all direct and indirect expenses of the Plains Entities, other than income taxes of any of the PACP Entities. The reimbursement of expenses and the payment of fees and expenses could adversely affect our ability to make distributions. The general partner has sole discretion to determine the amount of these expenses. In addition, our general partner and its affiliates may provide us with services for which we will be charged reasonable fees as determined by the general partner.

Cash distributions are not guaranteed and may fluctuate with our performance and the establishment of financial reserves.

Because distributions on our common units are dependent on the amount of cash we generate, distributions may fluctuate based on our performance. The actual amount of cash that is available to be distributed each quarter will depend on numerous factors, some of which are beyond our control and the control of the general partner. Cash distributions are dependent primarily on cash flow, levels of financial reserves and working capital borrowings, and not solely on profitability, which is affected by non-cash items. Our levels of financial reserves are established by our general partner and include reserves for the proper conduct of our business (including future capital expenditures and anticipated credit needs), compliance with law or contractual obligations and funding of future distributions to our Series A and Series B preferred unitholders. Therefore, cash distributions might be made during periods when we record losses and might not be made during periods when we record profits.

Our preferred units have rights, preferences and privileges that are not held by, and are preferential to the rights of, holders of our common units.

Our Series A preferred units and Series B preferred units (together, our "preferred units") rank senior to all of our other classes or series of equity securities with respect to distribution rights and rights upon liquidation. These preferences could adversely affect the market price for our common units, or could make it more difficult for us to sell our common units in the future.

In addition, distributions on the preferred units accrue and are cumulative, at the rate of 8% per annum with respect to our Series A preferred units and 6.125% with respect to our Series B preferred units on the original issue price. Our Series A preferred units are convertible into common units by the holders of such units or by us in certain circumstances. Our Series B preferred units are not convertible into common units, but are redeemable by us in certain circumstances. Our obligation to pay distributions on our preferred units, or on the common units issued following the conversion of our Series A preferred units, could impact our liquidity and reduce the amount of cash flow available for working capital, capital expenditures, growth opportunities, acquisitions, and other general partnership purposes. Our obligations to the holders of preferred units could also limit our ability to obtain additional financing or increase our borrowing costs, which could have an adverse effect on our financial condition.

Unitholders may not be able to remove our general partner even if they wish to do so.

Our general partner manages and operates the Partnership. If unitholders are dissatisfied with the performance of our general partner, they currently have little practical ability to remove our general partner. Our general partner may not be removed except upon the vote of the holders of at least 66²/₃% of our outstanding units (including units held by our general partner or its affiliates). Because AAP owns approximately 34% of our outstanding common units and the owners of our general partner, along with directors and executive officers and their affiliates, own a significant percentage of our outstanding common units, the removal of our general partner would be difficult without the consent of both our general partner and its affiliates.

In addition, the following provisions of our partnership agreement may discourage a person or group from attempting to remove our general partner or otherwise change our management:

- generally, if a person acquires 20% or more of any class of units then outstanding other than from our general partner or its affiliates, the units owned by such person cannot be voted on any matter, except that such shares constituting up to 19.9% of the total shares outstanding may be voted in the election of PAGP GP directors;
- the PAGP GP Board is composed of three classes of directors, which limits our unitholders' ability to make significant changes to the board in any given year; and
- limitations upon the ability of unitholders to call meetings or to acquire information about our operations, as well as other limitations upon the unitholders' ability to influence the manner or direction of management.

As a result of these provisions, the price at which our common units will trade may be lower because of the absence or reduction of a takeover premium in the trading price.

We may issue additional common units without unitholder approval, which would dilute a unitholder's existing ownership interests.

Our general partner may cause us to issue an unlimited number of common units without unitholder approval (subject to applicable Nasdaq rules). We may also issue at any time an unlimited number of equity securities ranking junior or senior to the common units without unitholder approval (subject to applicable Nasdaq rules). The issuance of additional common units or other equity securities of equal or senior rank may have the following effects:

- an existing unitholder's proportionate ownership interest in the Partnership will decrease;
- the amount of cash available for distribution on each unit may decrease;
- the ratio of taxable income to distributions may increase;
- the relative voting strength of each previously outstanding unit may be diminished; and
- the market price of the common units may decline.

In addition, our Series A preferred units are convertible into common units at any time by the holders of such units, or under certain circumstances, at our option. If a substantial portion of the Series A preferred units were converted into common units, common unitholders could experience significant dilution. In addition, if holders of such converted Series A preferred units were to dispose of a substantial portion of these common units in the public market, whether in a single transaction or series of transactions, it could adversely affect the market price for our common units. In addition, these sales, or the possibility that these sales may occur, could make it more difficult for us to sell our common units in the future.

Our general partner has a limited call right that may require unitholders to sell their units at an undesirable time or price.

If at any time our general partner and its affiliates own 80% or more of the common units, the general partner will have the right, but not the obligation, which it may assign to any of its affiliates, to acquire all, but not less than all, of the remaining common units held by unaffiliated persons at a price generally equal to the then current market price of the common units. As a result, unitholders may be required to sell their common units at a time when they may not desire to sell them and/or at a price that is less than the price they would like to receive. They may also incur a tax liability upon a sale of their common units.

Unitholders may not have limited liability if a court finds that unitholder actions constitute control of our business and unitholders may have liability to repay distributions under certain circumstances.

Under Delaware law, a unitholder could be held liable for our obligations to the same extent as a general partner if a court determined that the right of unitholders to remove our general partner or to take other action under our partnership agreement constituted participation in the "control" of our business.

Our general partner generally has unlimited liability for our obligations, such as our debts and environmental liabilities, except for those contractual obligations that are expressly made without recourse to our general partner. Our partnership agreement allows the general partner to incur obligations on our behalf that are expressly non-recourse to the general partner. The general partner has entered into such limited recourse obligations in most instances involving payment liability and intends to do so in the future.

Furthermore, under Section 17-607 of the Delaware Revised Uniform Limited Partnership Act we may not make a distribution to our unitholders if the distribution would cause our liabilities to exceed the fair value of our assets. Liabilities to partners on account of their partnership interests and liabilities that are non-recourse to the partnership are not counted for purposes of determining whether a distribution is permitted. Delaware law provides that for a period of three years from the date of an impermissible distribution, limited partners who received the distribution and who knew at the time of the distribution that it violated Delaware law will be liable to the limited partnership for the distribution amount.

Conflicts of interest could arise among our general partner and us or the unitholders.

These conflicts may include the following:

- under our partnership agreement, we reimburse the general partner for the costs of managing and for operating the partnership;
- the amount of cash expenditures, borrowings and reserves in any quarter may affect available cash to pay quarterly distributions to unitholders;
- the general partner tries to avoid being liable for partnership obligations. The general partner is permitted to protect its assets in this manner by our partnership agreement. Under our partnership agreement the general partner would not breach its fiduciary duty by avoiding liability for partnership obligations even if we can obtain more favorable terms without limiting the general partner's liability; under our partnership agreement, the general partner may pay its affiliates for any services rendered on terms fair and reasonable to us. The general partner may also enter into additional contracts with any of its affiliates on behalf of us. Agreements or contracts between us and our general partner (and its affiliates) are not necessarily the result of arms length negotiations; and
- the general partner would not breach our partnership agreement by exercising its call rights to purchase limited partnership interests or by assigning its call rights to one of its affiliates or to us.

The control of our general partner may be transferred to a third party without unitholder consent. A change of control may result in defaults under certain of our debt instruments and the triggering of payment obligations under compensation arrangements.

Our general partner may transfer its general partner interest to a third party in a merger or in a sale of all or substantially all of its assets without the consent of our unitholders. Furthermore, there is no restriction in our partnership agreement on the ability of the ultimate owners of our general partner to directly or indirectly transfer their ownership interest in our general partner to a third party. Any new owner of our general partner would, subject to obtaining any approvals or consents required under the applicable governing documents for the PAGP entities, be able to replace the board of directors and officers with its own choices and to control their decisions and actions.

In addition, a change of control would constitute an event of default under our revolving credit agreements. During the continuance of an event of default under our revolving credit agreements, the administrative agent may terminate any outstanding commitments of the lenders to extend credit to us under our revolving credit facility and/or declare all amounts payable by us under our revolving credit facility immediately due and payable. A change of control also may trigger payment obligations under various compensation arrangements with our officers.

Risks Related to an Investment in Our Debt Securities

The right to receive payments on our outstanding debt securities is unsecured and will be effectively subordinated to our existing and future secured indebtedness and will be structurally subordinated as to any existing and future indebtedness and other obligations of our subsidiaries, other than subsidiaries that may guarantee our debt securities in the future.

Our debt securities are effectively subordinated to claims of our secured creditors and to any existing and future indebtedness and other obligations of our subsidiaries, including trade payables, other than subsidiaries that may guarantee our debt securities in the future. In the event of the insolvency, bankruptcy, liquidation, reorganization, dissolution or winding up of the business of a subsidiary, other than a subsidiary that may guarantee our debt securities in the future, creditors of that subsidiary would generally have the right to be paid in full before any distribution is made to us or the holders of our debt securities.

Our leverage may limit our ability to borrow additional funds, comply with the terms of our indebtedness or capitalize on business opportunities.

Our leverage is significant in relation to our partners' capital. At December 31, 2020, the face value of our total outstanding long-term debt was approximately \$9.5 billion, and the face value of our total outstanding short-term debt was approximately \$0.8 billion. We will be prohibited from making cash distributions during an event of default under any of our indebtedness. Various limitations in our credit facilities and other debt instruments may reduce our ability to incur additional debt, to engage in some transactions and to capitalize on business opportunities. Any subsequent refinancing of our current indebtedness or any new indebtedness could have similar or greater restrictions.

Our leverage could have important consequences to investors in our debt securities. We will require substantial cash flow to meet our principal and interest obligations with respect to our debt securities and our other consolidated indebtedness. Our ability to make scheduled payments, to refinance our obligations with respect to our indebtedness or our ability to obtain additional financing in the future will depend on our financial and operating performance, which, in turn, is subject to prevailing economic conditions and to financial, business and other factors. We believe that we will have sufficient cash flow from operations and available borrowings under our bank credit facilities to service our indebtedness, although the principal amount of our debt securities will likely need to be refinanced at maturity in whole or in part. A significant downturn in the hydrocarbon industry or other development adversely affecting our cash flow could materially impair our ability to service our indebtedness. If our cash flow and capital resources are insufficient to fund our debt service obligations, we may be forced to refinance all or a portion of our debt or sell assets. We can give no assurance that we would be able to refinance our existing indebtedness or sell assets on terms that are commercially reasonable.

Our leverage may adversely affect our ability to fund future working capital, capital expenditures and other general partnership requirements, future acquisition, construction or development activities, or to otherwise fully realize the value of our assets and opportunities because of the need to dedicate a substantial portion of our cash flow from operations to payments on our indebtedness or to comply with any restrictive terms of our indebtedness. Our leverage may also make our results of operations more susceptible to adverse economic and industry conditions by limiting our flexibility in planning for, or reacting to, changes in our business and the industry in which we operate and may place us at a competitive disadvantage as compared to our competitors that have less debt.

The ability to transfer our debt securities may be limited by the absence of an organized trading market.

We do not currently intend to apply for listing of our debt securities on any securities exchange or stock market. The liquidity of any market for our debt securities will depend on the number of holders of those debt securities, the interest of securities dealers in making a market in those debt securities and other factors. Accordingly, we can give no assurance as to the development, continuation or liquidity of any market for the debt securities.

We have a holding company structure in which our subsidiaries conduct our operations and own our operating assets, which may restrict our ability to receive funds from such subsidiaries and make payments on our debt securities.

We are a holding company, and our subsidiaries conduct all of our operations and own all of our operating assets. We have no significant assets other than the ownership interests in our subsidiaries. As a result, our ability to make required payments on our debt securities depends on the performance of our subsidiaries and their ability to distribute funds to us. The ability of our subsidiaries to make distributions to us may be restricted by, among other things, credit facilities and applicable state partnership laws and other laws and regulations. Pursuant to our credit facilities, we may be required to establish cash reserves for the future payment of principal and interest on the amounts outstanding under our credit facilities. If we are unable to obtain the funds necessary to pay the principal amount at maturity of our debt securities, or to repurchase our debt securities upon the occurrence of a change of control, we may be required to adopt one or more alternatives, such as a refinancing of our debt securities. We can give no assurance that we would be able to refinance our debt securities.

We do not have the same flexibility as other types of organizations to accumulate cash, which may limit cash available to service our debt securities or to repay them at maturity.

Unlike a corporation, our partnership agreement requires us to distribute, on a quarterly basis, 100% of our available cash to our unitholders of record. Available cash is generally defined as all of our cash and cash equivalents on hand at the end of each quarter less reserves established in the discretion of our general partner for future requirements. Our available cash also includes cash on hand resulting from borrowings made after the end of the quarter. Our general partner will determine the amount and timing of such distributions and has broad discretion to establish and make additions to our reserves or the reserves of our operating partnerships in amounts the general partner determines in its reasonable discretion to be necessary or appropriate:

- to provide for the proper conduct of our business and the businesses of our operating partnerships (including reserves for future capital expenditures and for our anticipated future credit needs);
- to comply with applicable law or any loan agreement, security agreement, mortgage, debt instrument or other agreement or obligation;
- to provide funds to make payments on the preferred units; or
- to provide funds for distributions to our common unitholders for any one or more of the next four calendar quarters.

Although our payment obligations to our unitholders are subordinate to our payment obligations to debtholders, the value of our units may decrease in direct correlation with decreases in the amount we distribute per unit. Accordingly, if we experience a liquidity problem in the future, we may not be able to issue equity to recapitalize.

Tax Risks to Unitholders

Our tax treatment depends on our status as a partnership for U.S. federal income tax purposes and not being subject to a material amount of entity-level taxation. If the IRS were to treat us as a corporation for federal income tax purposes, or we become subject to entity-level taxation for state or foreign tax purposes, our cash available for distributions to our unitholders would be substantially reduced.

The anticipated after-tax economic benefit of an investment in our units depends largely on our being treated as a partnership for federal income tax purposes. A publicly traded partnership such as us may be treated as a corporation for federal income tax purposes unless it satisfies a "qualifying income" requirement, as defined in Section 7704 of the Internal Revenue Code of 1986, as amended. Based upon our current operations and current Treasury Regulations, we believe we satisfy the qualifying income requirement. However, no ruling has been or will be requested regarding our treatment as a partnership for U.S. federal income tax purposes. Failing to meet the qualifying income requirement or a change in current law could cause us to be treated as a corporation for U.S. federal income tax purposes or otherwise subject us to taxation as an entity.

If we were treated as a corporation for federal income tax purposes, we would pay federal income tax on our taxable income at the corporate tax rate, and would likely pay state income taxes at varying rates. Distributions to our unitholders would generally be taxed again as corporate distributions, and no income, gains, losses or deductions would flow through to our unitholders. Because a tax would be imposed upon us as a corporation, the cash available for distributions to our unitholders would be substantially reduced. Therefore, treatment of us as a corporation would result in a material reduction in cash flow and after-tax return to our unitholders, likely causing a substantial reduction in the value of our units.

In addition, several states have been evaluating ways to subject partnerships to entity-level taxation through the imposition of state income, franchise and other forms of taxation. For example, we are subject to entity-level tax on the portion of our income apportioned to Texas. Imposition of any similar taxes or additional federal or foreign taxes on us will reduce the cash available for distribution to our unitholders.

The tax treatment of publicly traded partnerships or an investment in our units could be subject to potential legislative, judicial or administrative changes or differing interpretations, possibly applied on a retroactive basis.

The present U.S. federal income tax treatment of publicly traded partnerships, including us, or an investment in our units may be modified by administrative, legislative or judicial changes or differing interpretations at any time. Members of Congress have proposed and considered substantive changes to the existing U.S. federal income tax laws that would affect publicly traded partnerships, including proposals that would eliminate our ability to qualify for partnership tax treatment.

In addition, the Treasury Department has issued, and in the future may issue, regulations interpreting those laws that affect publicly traded partnerships. There can be no assurance that there will not be further changes to U.S. federal income tax laws or the Treasury Department's interpretation of the qualifying income rules in a manner that could impact our ability to qualify as a partnership in the future.

Any modification to the U.S. federal income tax laws and interpretations thereof may or may not be retroactively applied and could make it more difficult or impossible for us to meet the exception for certain publicly traded partnerships to be treated as partnerships for U.S. federal income tax purposes. We are unable to predict whether any changes or other proposals will ultimately be enacted. Any future legislative changes could negatively impact the value of an investment in our units. You are urged to consult with your own tax advisor with respect to the status of regulatory or administrative developments and proposals and their potential effect on your investment in our units.

Non-U.S. unitholders will be subject to U.S. taxes and withholding with respect to their income and gain from owning our units.

Non-U.S. unitholders are generally taxed and subject to income tax filing requirements by the United States on income effectively connected with a U.S. trade or business ("effectively connected income"). Income allocated to our unitholders and any gain from the sale of our units will generally be considered to be "effectively connected" with a U.S. trade or business. As a result, distributions to a Non-U.S. unitholder will be subject to withholding at the highest applicable effective tax rate and a Non-U.S. unitholder who sells or otherwise disposes of a unit will also be subject to U.S. federal income tax on the gain realized from the sale or disposition of that unit to the extent the gain is effectively connected with a U.S. trade or business of the Non-U.S. unitholder.

Moreover, the transferee of an interest in a partnership that is engaged in a U.S. trade or business is generally required to withhold 10% of the amount realized by the transferor unless the transferor certifies that it is not a foreign person. While the determination of a partner's "amount realized" generally includes any decrease of a partner's share of the partnership's liabilities, recently issued Treasury regulations provide that the "amount realized" on a transfer of an interest in a publicly traded partnership will generally be the amount of gross proceeds paid to the broker effecting the applicable transfer on behalf of the transferor, and thus will be determined without regard to any decrease in that partner's share of a publicly traded partnership's liabilities. The Treasury regulations further provide that withholding on a transfer of an interest in a publicly traded partnership will not be imposed on a transfer that occurs prior to January 1, 2022, and after that date, if effected through a broker, the obligation to withhold is imposed on the transferor's broker. Prospective foreign unitholders should consult their tax advisors regarding the impact of these rules on an investment in our units.

Tax Risks to Common Unitholders

If the IRS makes audit adjustments to our income tax returns for tax years beginning after December 31, 2017, it (and some states) may assess and collect any taxes (including any applicable penalties and interest) resulting from such audit adjustments directly from us, in which case our cash available for distribution to our unitholders might be substantially reduced.

Pursuant to the Bipartisan Budget Act of 2015, for tax years beginning after December 31, 2017, if the IRS makes audit adjustments to our income tax returns, it (and some states) may assess and collect any taxes (including any applicable penalties and interest) resulting from such audit adjustments directly from us. To the extent possible under these rules, our general partner may elect to either pay the taxes (including any applicable penalties and interest) directly to the IRS or, if we are eligible, issue a revised information statement to each unitholder and former unitholder with respect to an audited and adjusted return. Although our general partner may elect to have our unitholders and former unitholders take such audit adjustment into account and pay any resulting taxes (including applicable penalties or interest) in accordance with their interests in us during the tax year under audit, there can be no assurance that such election will be practical, permissible or effective in all circumstances. As a result, our current unitholders may bear some or all of the tax liability resulting from such audit adjustment, even if such unitholders did not own units in us during the tax year under audit. If, as a result of any such audit adjustment, we are required to make payments of taxes, penalties and interest, our cash available for distribution to our unitholders might be substantially reduced. These rules are not applicable for tax years beginning on or prior to December 31, 2017.

If the IRS or Canada Revenue Agency ("CRA") contests the federal income tax positions or inter-country allocations we take, the market for our common units may be adversely impacted and the cost of any IRS or CRA contest or incremental taxes paid will reduce our cash available for distribution or debt service.

The IRS has made no determination as to our status as a partnership for federal income tax purposes or as to any other matter affecting us. The IRS or CRA may adopt positions that differ from the positions we take or challenge the inter-country allocations we make. It may be necessary to resort to administrative or court proceedings to sustain some or all of the positions we take. A court may not agree with some or all of the positions we take. Any contest with the IRS or CRA may materially and adversely impact the market for our common units and the price at which they trade. In addition, our costs of any contest with the IRS or CRA and any incremental taxes required to be paid will be borne indirectly by our unitholders and our general partner because the costs will reduce our cash available for distribution or debt service. See Note 15 for additional information regarding CRA challenge of intercompany transactions.

Our unitholders may be required to pay taxes on their share of our income even if they do not receive any cash distributions from us.

Because our unitholders will be treated as partners to whom we will allocate taxable income that could be different in amount than the cash we distribute, they will be required to pay any federal income taxes and, in some cases, state and local income taxes on their share of our taxable income even if they receive no cash distributions from us. Unitholders may not receive cash distributions from us equal to their share of our taxable income or even equal to the actual tax liability that results from that income.

Taxable gain or loss on the disposition of our common units could be more or less than expected.

If a unitholder sells common units, the unitholder will recognize gain or loss equal to the difference between the amount realized and that unitholder's tax basis in those common units. Because distributions in excess of a unitholder's allocable share of our net taxable income decrease such unitholder's tax basis in its common units, the amount, if any, of such prior excess distributions with respect to the units a unitholder sells will, in effect, become taxable income to a unitholder if it sells such units at a price greater than its tax basis in those units, even if the price such unitholder receives is less than its original cost. In addition, because the amount realized includes a unitholder's share of our nonrecourse liabilities, if a unitholder sells its units, a unitholder may incur a tax liability in excess of the amount of cash received from the sale.

A substantial portion of the amount realized from a unitholder's sale of our units, whether or not representing gain, may be taxed as ordinary income to such unitholder due to potential recapture items, including depreciation recapture. Thus, a unitholder may recognize both ordinary income and capital loss from the sale of units if the amount realized on a sale of such units is less than such unitholder's adjusted basis in the units. Net capital loss may only offset capital gains and, in the case of individuals, up to \$3,000 of ordinary income per year. In the taxable period in which a unitholder sells its units, such unitholder may recognize ordinary income from our allocations of income and gain to such unitholder prior to the sale and from recapture items that generally cannot be offset by any capital loss recognized upon the sale of units.

Unitholders may be subject to limitation on their ability to deduct interest expense incurred by us.

In general, we are entitled to a deduction for interest paid or accrued on indebtedness properly allocable to our trade or business during our taxable year. However, subject to the exceptions in the CARES Act, under the Tax Cuts and Jobs Act, for taxable years beginning after December 31, 2017, our deduction for "business interest" is limited to the sum of our business interest income and 30% of our "adjusted taxable income." For the purposes of this limitation, our adjusted taxable income is computed without regard to any business interest expense or business interest income, and in the case of taxable years beginning before January 1, 2022, any deduction allowable for depreciation, amortization, or depletion to the extent such depreciation, amortization, or depletion is not capitalized into cost of goods sold with respect to inventory.

For our 2020 taxable year, the CARES Act increases the 30% adjusted taxable income limitation to 50%, unless we elect not to apply such increase. For purposes of determining our 50% adjusted taxable income limitation, we may elect to substitute our 2020 adjusted taxable income with our 2019 adjusted taxable income, which may result in a greater business interest expense deduction. In addition, unitholders may treat 50% of any excess business interest allocated to them in 2019 as deductible in the 2020 taxable year without regard to the 2020 business interest expense limitations. The remaining 50% of such unitholder's excess business interest is carried forward and subject to the same limitations as other taxable years.

If our "business interest" is subject to limitation under these rules, our unitholders will be limited in their ability to deduct their share of any interest expense that has been allocated to them. As a result, unitholders may be subject to limitation on their ability to deduct interest expense incurred by us.

Tax-exempt entities face unique tax issues from owning our common units that may result in adverse tax consequences to them.

Investment in our common units by tax-exempt entities, such as employee benefit plans and individual retirement accounts (known as IRAs) raises issues unique to them. For example, virtually all of our income allocated to organizations that are exempt from U.S. federal income tax, including IRAs and other retirement plans, will be unrelated business taxable income and will be taxable to them. Tax-exempt entities should consult a tax advisor before investing in our common units.

We treat each purchaser of our common units as having the same tax benefits without regard to the common units actually purchased. The IRS may challenge this treatment, which could adversely affect the value of our common units.

Because we cannot match transferors and transferees of common units, we have adopted certain methods for allocating depreciation and amortization deductions that may not conform to all aspects of existing Treasury Regulations. A successful IRS challenge to the use of these methods could adversely affect the amount of tax benefits available to our unitholders. It also could affect the timing of these tax benefits or the amount of gain from the sale of common units and could have a negative impact on the value of our common units or result in audit adjustments to our unitholders' tax returns.

Our unitholders will likely be subject to state, local and non-U.S. taxes and return filing requirements in states and jurisdictions where they do not live as a result of investing in our units.

In addition to U.S. federal income taxes, our unitholders will likely be subject to other taxes, including foreign, state and local taxes, unincorporated business taxes and estate, inheritance or intangible taxes that are imposed by the various jurisdictions in which we conduct business or own property now or in the future, even if our unitholders do not live in any of those jurisdictions. Our unitholders will likely be required to file state and local income tax returns and pay state and local income taxes in some or all of these various jurisdictions. Further, our unitholders may be subject to penalties for failure to comply with those requirements. We currently own property and conduct business in multiple states that currently impose a personal income tax on individuals and an income tax on corporations and other entities. It is our unitholders' responsibility to file all U.S. federal, state, local and non-U.S. tax returns, as applicable. Unitholders should consult with their own tax advisors regarding the filing of such tax returns, the payment of such taxes, and the deductibility of any taxes paid.

We have adopted certain valuation methodologies in determining a unitholder's allocations of income, gain, loss and deduction. The IRS may challenge these methodologies or the resulting allocations, which could adversely affect the value of our common units.

In determining the items of income, gain, loss and deduction allocable to our unitholders, we must routinely determine the fair market value of our respective assets. Although we may from time to time consult with professional appraisers regarding valuation matters, we make many fair market value estimates using a methodology based on the market value of our common units as a means to measure the fair market value of our respective assets. The IRS may challenge these valuation methods and the resulting allocations of income, gain, loss and deduction.

A successful IRS challenge to these methods or allocations could adversely affect the amount, character, and timing of taxable income or loss being allocated to our unitholders. It also could affect the amount of gain from our unitholders' sale of common units and could have a negative impact on the value of the common units or result in audit adjustments to our unitholders' tax returns without the benefit of additional deductions.

A unitholder whose common units are the subject of a securities loan (e.g., a loan to a "short seller" to cover a short sale of common units) may be considered to have disposed of those common units. If so, such unitholder would no longer be treated for tax purposes as a partner with respect to those common units during the period of the loan and may recognize gain or loss from the disposition.

Because there are no specific rules governing the federal income tax consequences of loaning a partnership interest, a unitholder whose common units are the subject of a securities loan may be considered to have disposed of the loaned units. In that case, the unitholder may no longer be treated for tax purposes as a partner with respect to those common units during the period of the loan to the short seller and the unitholder may recognize gain or loss from such disposition. Moreover, during the period of the loan, any of our income, gain, loss or deduction with respect to those common units may not be reportable by the unitholder and any cash distributions received by the unitholder as to those common units may be fully taxable as ordinary income. Unitholders desiring to assure their status as partners and avoid the risk of gain recognition from a securities loan are urged to consult a tax advisor to determine whether it is advisable to modify any applicable brokerage account agreements to prohibit their brokers from borrowing their common units.

We generally prorate our items of income, gain, loss and deduction between transferors and transferees of our units each month based upon the ownership of our units on the first day of each month, instead of on the basis of the date a particular unit is transferred. The IRS may challenge this treatment, which could change the allocation of items of income, gain, loss and deduction among our unitholders.

We generally prorate our items of income, gain, loss and deduction between transferors and transferees of our units each month based upon the ownership of our units on the first day of each month (the "Allocation Date"), instead of on the basis of the date a particular unit is transferred. Similarly, we generally allocate certain deductions for (i) depreciation and amortization of capital additions, (ii) gain or loss realized on a sale or other disposition of our assets, and (iii) in the discretion of the general partner, any other extraordinary item of income, gain, loss or deduction based upon ownership on the Allocation Date. Treasury Regulations allow a similar monthly simplifying convention, but such regulations do not specifically authorize all aspects of our proration method. If the IRS were to challenge our proration method, we may be required to change the allocation of items of income, gain, loss and deduction among our unitholders.

Taxable income from our non-U.S. businesses is not eligible for the 20% deduction for qualified publicly traded partnership income.

For taxable years beginning after December 31, 2017 and ending on or before December 31, 2025, an individual unitholder is generally allowed a deduction equal to 20% of our "qualified publicly traded partnership income" that is allocated to such unitholder. For purposes of the deduction, the term qualified publicly traded partnership income includes the net amount of such unitholder's allocable share of our income that is effectively connected to our U.S. trade or business activities. Because our non-U.S. business operations earn income that is not effectively connected with a U.S. trade or business, unitholders may not apply the 20% deduction for qualified publicly traded partnership income to that portion of our income.

Tax Risks to Series B Preferred Unitholders

Treatment of income attributable to distributions on our Series B Preferred Units as guaranteed payments for the use of capital creates a different tax treatment for the holders of our Series B Preferred Units than the holders of our common units and such income is not eligible for the 20% deduction for qualified publicly traded partnership income.

The tax treatment of distributions on our Series B Preferred Units is uncertain. We will treat the holders of Series B Preferred Units as partners for tax purposes and will treat distributions on the Series B Preferred Units as guaranteed payments for the use of capital that will generally be taxable to the holders of Series B Preferred Units as ordinary income. A holder of our Series B Preferred Units could recognize taxable income from the accrual of such income even in the absence of a contemporaneous cash distribution. We anticipate accruing and making the guaranteed payment distributions semi-annually on May 15th and November 15th through November 15th, 2022, commencing November 15, 2017, and after November 15, 2022 quarterly on February 15th, May 15th, August 15th and November 15th. Because the guaranteed payment for each unit must accrue as income to a holder during the taxable year of the accrual, the guaranteed payment attributable to the period beginning November 15th and ending December 31st will accrue to the holder of record of a Series B Preferred Unit on December 31st for such period. If you are a taxpayer reporting your income using the accrual method, or using a taxable year other than the calendar year, you should consult your tax advisor with respect to the consequences of our guaranteed payment distribution accrual and reporting convention. Otherwise, the holders of Series B Preferred Units are generally not anticipated to share in the partnership's items of income, gain, loss or deduction, except to the extent necessary to (i) achieve parity with the Series A Preferred Units or (ii) provide, to the extent possible, the Series B Preferred Units with the benefit of the liquidation preference. The Partnership will not allocate any share of our nonrecourse liabilities to the holders of Series B Preferred Units. If the Series B Preferred Units were treated as indebtedness for tax purposes, rather than as guaranteed payments for the use of capital, distributions likely would be treated as payments of interest by us to the holders of Series B Preferred Units.

Although we expect that a substantial portion of the income we earn will be eligible for the 20% deduction for qualified publicly traded partnership income, Treasury Regulations provide that income attributable to a guaranteed payment for the use of capital is not eligible for the 20% deduction for qualified business income. As a result, income attributable to a guaranteed payment for use of capital recognized by holders of our Series B Preferred Units is not eligible for the 20% deduction for qualified business income.

A holder of Series B Preferred Units will be required to recognize gain or loss on a sale of Series B Units equal to the difference between the amount realized by such holder and such holder's tax basis in the Series B Preferred Units. The amount realized generally will equal the sum of the cash and the fair market value of other property such holder receives in exchange for such Series B Preferred Units. Subject to general rules requiring a blended basis among multiple partnership interests, the tax basis of a Series B Preferred Unit will generally be equal to the sum of the cash and the fair market value of other property paid by the holder to acquire such Series B Preferred Unit. Gain or loss recognized by a holder on the sale or exchange of a Series B Preferred Unit held for more than one year generally will be taxable as long-term capital gain or loss. Because holders of Series B Preferred Units will generally not be allocated a share of our items of depreciation, depletion or amortization, it is not anticipated that such holders would be required to recharacterize any portion of their gain as ordinary income as a result of the recapture rules.

Investment in the Series B Preferred Units by tax-exempt investors, such as employee benefit plans and individual retirement accounts, and non-U.S. persons raises issues unique to them. The treatment of guaranteed payments for the use of capital to tax-exempt investors is not certain and such payments may be treated as unrelated business taxable income for U.S. federal income tax purposes. Although the issue is not free from doubt, we will treat a substantial portion of our distributions to non-U.S. holders of the Series B Preferred Units as "effectively connected income" (which will subject holders to U.S. net income taxation and possibly the branch profits tax) that is subject to withholding taxes imposed at the highest effective tax rate applicable to such non-U.S. holders. If the amount of withholding exceeds the amount of U.S. federal income tax actually due, non-U.S. holders may be required to file U.S. federal income tax returns in order to seek a refund of such excess.

All holders of our Series B Preferred Units are urged to consult a tax advisor with respect to the consequences of owning our Series B Preferred Units.

Item 1B. *Unresolved Staff Comments*

None.

Item 3. *Legal Proceedings*

The information required by this item is included in Note 19 to our Consolidated Financial Statements, and is incorporated herein by reference thereto.

Item 4. *Mine Safety Disclosures*

Not applicable.

PART II

Item 5. Market for Registrant's Common Units, Related Unitholder Matters and Issuer Purchases of Equity Securities

Market Information, Holders and Distributions

Our common units are listed and traded on The Nasdaq Global Select Market under the symbol "PAA." As of February 11, 2021, there were 722,052,254 common units outstanding and approximately 99,000 record holders and beneficial owners (held in street name).

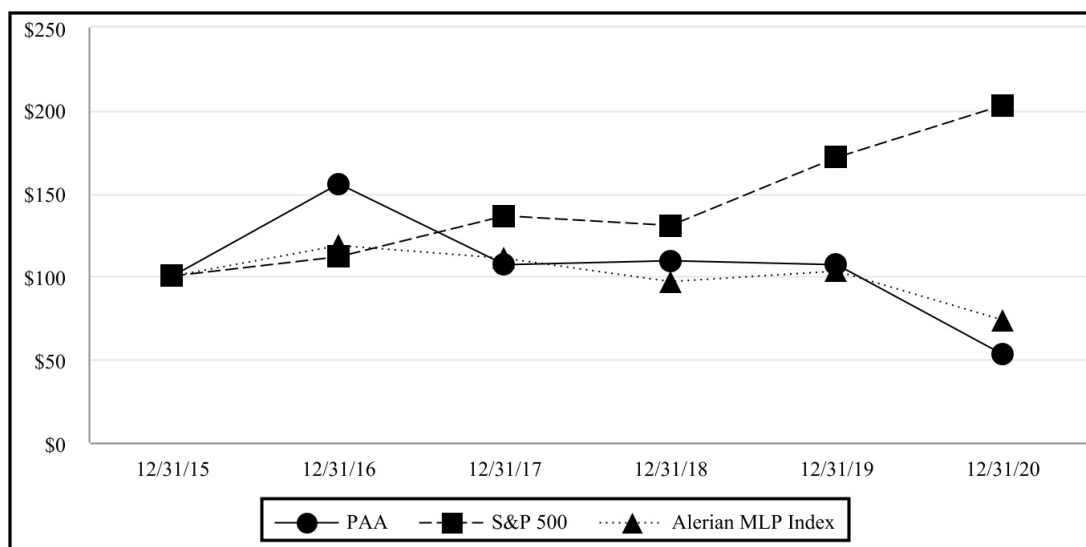
The following table presents cash distributions per common unit pertaining to the quarter presented, which were declared and paid in the following calendar quarter (see the "Cash Distribution Policy" section below for a discussion of our policy regarding distribution payments):

| | First Quarter | | Second Quarter | | Third Quarter | | Fourth Quarter | |
|------|---------------|------|----------------|------|---------------|------|----------------|------|
| 2020 | \$ | 0.18 | \$ | 0.18 | \$ | 0.18 | \$ | 0.18 |
| 2019 | \$ | 0.36 | \$ | 0.36 | \$ | 0.36 | \$ | 0.36 |

Our common units are also used as a form of compensation to our employees and PAGP GP directors. See Note 18 to our Consolidated Financial Statements for additional information regarding our equity-indexed compensation plans.

Performance Graph

The following graph compares the total unitholder return performance of our common units with the performance of: (i) the Standard & Poor's 500 Stock Index ("S&P 500") and (ii) the Alerian MLP Index. The Alerian MLP Index is a composite of the most prominent energy master limited partnerships that provides investors with a comprehensive benchmark for this asset class. The graph assumes that \$100 was invested in our common units and each comparison index beginning on December 31, 2015 and that all distributions were reinvested on a quarterly basis.



| | 12/31/2015 | | 12/31/2016 | | 12/31/2017 | | 12/31/2018 | | 12/31/2019 | | 12/31/2020 |
|-------------------|------------|--------|------------|--------|------------|--------|------------|--------|------------|--------|------------|
| PAA | \$ | 100.00 | \$ | 155.83 | \$ | 106.99 | \$ | 109.50 | \$ | 107.01 | \$ 52.62 |
| S&P 500 | \$ | 100.00 | \$ | 111.96 | \$ | 136.40 | \$ | 130.42 | \$ | 171.49 | \$ 203.04 |
| Alerian MLP Index | \$ | 100.00 | \$ | 118.31 | \$ | 110.59 | \$ | 96.86 | \$ | 103.21 | \$ 73.60 |

This information shall not be deemed to be "soliciting material" or to be "filed" with the Commission or subject to Regulation 14A or 14C under the Exchange Act, other than as provided in Item 201(e) of Regulation S-K, or to the liabilities of Section 18 of the Exchange Act, and shall not be deemed to be incorporated by reference into any filing under the Securities Act of 1933, as amended, or the Exchange Act, except to the extent that we specifically request that such information be treated as soliciting material or specifically incorporate it by reference into a filing under the Securities Act or the Exchange Act.

Recent Sales of Unregistered Securities

None.

Issuer Purchases of Equity Securities

The following table summarizes our equity repurchase activity during the fourth quarter of 2020:

| | Total Number of Common Units Purchased | Average Price Paid per Common Unit ⁽¹⁾ | Total Number of Common Units Purchased as Part of Publicly Announced Program ⁽²⁾ | Approximate Dollar Value of Common Units that may yet be purchased under the Program ⁽³⁾ |
|--------------------------------------|--|--|---|---|
| November 1, 2020 - November 30, 2020 | 3,132,806 | \$ 7.60 | 3,132,806 | \$ 476,266,424 |
| December 1, 2020 - December 31, 2020 | 3,089,942 | \$ 8.61 | 3,089,942 | \$ 449,708,839 |

(1) Average price paid per common unit includes costs associated with the repurchases.

(2) On November 2, 2020, we announced that the board of directors of PAA GP Holdings LLC ("PAGP GP") approved a \$500 million common equity repurchase program (the "Program"), which authorizes the repurchase from time to time of up to \$500 million of our common units and/or PAGP Class A shares via open market purchases or negotiated transactions conducted in accordance with applicable regulatory requirements. No time limit has been set for completion of the Program, and the Program may be suspended or discontinued at any time. The Program does not obligate us or PAGP to acquire a particular number of common units or PAGP Class A shares. Any common units or Class A shares that are repurchased will be canceled. No PAGP Class A shares were repurchased during the periods presented. The common units repurchased under the Program during the periods presented were cancelled immediately upon acquisition.

Cash Distribution Policy

In accordance with our partnership agreement, after making distributions to holders of our outstanding preferred units, we distribute the remainder of our available cash to our common unitholders of record within 45 days following the end of each quarter. Available cash is generally defined as, for any quarter ending prior to liquidation, all of our cash and cash equivalents on hand at the end of each quarter less reserves established in the reasonable discretion of our general partner for future requirements to:

- provide for the proper conduct of our business and the business of our operating partnerships (including reserves for future capital expenditures and for our anticipated future credit needs);
- comply with applicable law or any loan agreement, security agreement, mortgage, debt instrument or other agreement or obligation; or
- provide funds for distributions to our Series A and Series B preferred unitholders or distributions to our common unitholders for any one or more of the next four calendar quarters.

Our available cash also includes cash on hand resulting from borrowings made after the end of the quarter.

Under the terms of the agreements governing our debt, we are prohibited from declaring or paying any distribution to unitholders if a default or event of default (as defined in such agreements) exists. No such default has occurred. See Item 7. "Management's Discussion and Analysis of Financial Condition and Results of Operations—Liquidity and Capital Resources—Credit Agreements, Commercial Paper Program and Indentures."

Under the terms of our partnership agreement, our Series A preferred units and our Series B preferred units rank senior to all classes or series of equity securities in us with respect to distribution rights.

Item 6. Selected Financial Data

The historical financial information below was derived from our audited Consolidated Financial Statements as of December 31, 2020, 2019, 2018, 2017 and 2016 and for the years then ended. The selected financial data should be read in conjunction with Item 7. "Management's Discussion and Analysis of Financial Condition and Results of Operations," and the Consolidated Financial Statements, including the notes thereto, in Item 8. "Financial Statements and Supplementary Data."

| | Year Ended December 31, | | | | |
|--|-------------------------|------------|------------|------------|------------|
| | 2020 | 2019 | 2018 | 2017 | 2016 |
| (in millions, except per unit data) | | | | | |
| Statement of operations data: | | | | | |
| Total revenues | \$ 23,290 | \$ 33,669 | \$ 34,055 | \$ 26,223 | \$ 20,182 |
| Operating income/(loss) ⁽¹⁾ | \$ (2,375) | \$ 1,988 | \$ 2,277 | \$ 1,153 | \$ 994 |
| Net income/(loss) ⁽¹⁾ | \$ (2,580) | \$ 2,180 | \$ 2,216 | \$ 858 | \$ 730 |
| Net income/(loss) attributable to PAA ⁽¹⁾ | \$ (2,590) | \$ 2,171 | \$ 2,216 | \$ 856 | \$ 726 |
| Per unit data: | | | | | |
| Basic net income/(loss) per common unit ⁽¹⁾ | \$ (3.83) | \$ 2.70 | \$ 2.77 | \$ 0.96 | \$ 0.43 |
| Diluted net income/(loss) per common unit ⁽¹⁾ | \$ (3.83) | \$ 2.65 | \$ 2.71 | \$ 0.95 | \$ 0.43 |
| Declared distributions per common unit ⁽²⁾ | \$ 0.90 | \$ 1.38 | \$ 1.20 | \$ 1.95 | \$ 2.65 |
| Balance sheet data (at end of period): | | | | | |
| Property and equipment, net ⁽¹⁾⁽³⁾ | \$ 14,611 | \$ 15,355 | \$ 14,787 | \$ 14,089 | \$ 13,872 |
| Total assets ⁽¹⁾⁽⁴⁾ | \$ 24,497 | \$ 28,677 | \$ 25,511 | \$ 25,351 | \$ 24,210 |
| Long-term debt | \$ 9,382 | \$ 9,187 | \$ 9,143 | \$ 9,183 | \$ 10,124 |
| Long-term operating lease liabilities ⁽⁴⁾ | \$ 317 | \$ 387 | \$ — | \$ — | \$ — |
| Total debt | \$ 10,213 | \$ 9,691 | \$ 9,209 | \$ 9,920 | \$ 11,839 |
| Partners' capital | \$ 9,738 | \$ 13,195 | \$ 12,002 | \$ 10,958 | \$ 8,816 |
| Other data: | | | | | |
| Net cash provided by operating activities | \$ 1,514 | \$ 2,504 | \$ 2,608 | \$ 2,499 | \$ 733 |
| Net cash used in investing activities | \$ (1,093) | \$ (1,765) | \$ (813) | \$ (1,570) | \$ (1,273) |
| Net cash provided by/(used in) financing activities | \$ (435) | \$ (720) | \$ (1,757) | \$ (943) | \$ 556 |
| Capital expenditures: | | | | | |
| Investment capital | \$ 921 | \$ 1,340 | \$ 1,888 | \$ 1,135 | \$ 1,405 |
| Maintenance capital | \$ 216 | \$ 287 | \$ 252 | \$ 247 | \$ 186 |
| Acquisition capital | \$ 310 | \$ 50 | \$ — | \$ 1,323 | \$ 289 |

| | Year Ended December 31, | | | | |
|---|-------------------------|-------|-------|-------|-------|
| | 2020 | 2019 | 2018 | 2017 | 2016 |
| Volumes ⁽⁵⁾⁽⁶⁾ | | | | | |
| Transportation segment (average daily volumes in thousands of barrels per day): | | | | | |
| Tariff activities | 6,266 | 6,805 | 5,791 | 5,083 | 4,523 |
| Trucking | 74 | 88 | 98 | 103 | 114 |
| Transportation segment total volumes | 6,340 | 6,893 | 5,889 | 5,186 | 4,637 |
| Facilities segment: | | | | | |
| Liquids storage (average monthly capacity in millions of barrels) ⁽⁷⁾ | 109 | 110 | 109 | 112 | 107 |
| Natural gas storage (average monthly working capacity in billions of cubic feet) | 66 | 63 | 66 | 82 | 97 |
| NGL fractionation (average volumes in thousands of barrels per day) | 129 | 144 | 131 | 126 | 115 |
| Facilities segment total volumes (average monthly volumes in millions of barrels) | 124 | 125 | 124 | 130 | 127 |
| Supply and Logistics segment (average daily volumes in thousands of barrels per day): | | | | | |
| Crude oil lease gathering purchases | 1,174 | 1,162 | 1,054 | 945 | 894 |
| NGL sales | 144 | 207 | 255 | 274 | 259 |
| Supply and Logistics segment total volumes | 1,318 | 1,369 | 1,309 | 1,219 | 1,153 |

- (1) During the year ended December 31, 2020, we recognized impairments of approximately \$3.4 billion. See Note 6, Note 7 and Note 8 to our Consolidated Financial Statements for additional information.
- (2) Represents cash distributions declared and paid per unit during the year presented. See Note 12 to our Consolidated Financial Statements for further discussion regarding our distributions.
- (3) See Note 7 for discussion of our acquisitions and dispositions completed during the three years ended December 31, 2020.
- (4) On January 1, 2019, we adopted Accounting Standards Update 2016-02, *Leases (Topic 842)* using the optional transitional method. Prior period amounts have not been adjusted and continue to be reported in accordance with our historic accounting under Accounting Standards Codification Topic 840.
- (5) Average volumes are calculated as the total volumes (attributable to our interest) for the year divided by the number of days or months in the year.
- (6) Facilities segment total volumes are calculated as the sum of: (i) liquids storage capacity; (ii) natural gas storage working capacity divided by 6 to account for the 6:1 thousand cubic feet ("mcf") of natural gas to crude British thermal unit ("Btu") equivalent ratio and further divided by 1,000 to convert to monthly volumes in millions; and (iii) NGL fractionation volumes multiplied by the number of days in the year and divided by the number of months in the year.
- (7) Includes volumes (attributable to our interest) from facilities owned by unconsolidated entities.

Item 7. *Management's Discussion and Analysis of Financial Condition and Results of Operations*

Introduction

The following discussion is intended to provide investors with an understanding of our financial condition and results of our operations and should be read in conjunction with our historical Consolidated Financial Statements and accompanying notes.

Our discussion and analysis includes the following:

- Executive Summary
- Critical Accounting Policies and Estimates
- Recent Accounting Pronouncements
- Results of Operations
- Liquidity and Capital Resources

A comparative discussion of our 2019 to 2018 operating results and performance measures can be found in Item 7. "Management's Discussion and Analysis of Financial Condition and Results of Operations—Results of Operations" included in our Annual Report on Form 10-K for the year ended December 31, 2019 filed with the SEC on February 27, 2020.

Executive Summary

Company Overview

Our business model integrates large-scale supply aggregation capabilities with the ownership and operation of critical midstream infrastructure systems that connect major producing regions to key demand centers and export terminals. As one of the largest midstream service providers in North America, we own an extensive network of pipeline transportation, terminalling, storage and gathering assets in key crude oil and NGL producing basins (including the Permian Basin) and transportation corridors and at major market hubs in the United States and Canada. Our assets and the services we provide are primarily focused on crude oil, NGL and natural gas. Our business activities are conducted through three operating segments: Transportation, Facilities and Supply and Logistics. See "—Results of Operations—Analysis of Operating Segments" for further discussion.

Recent Events and Outlook

During the first quarter of 2020, COVID-19 escalated into a global pandemic, which led to widespread shelter-in-place or similar requirements throughout North America and across the world, resulting in significantly reduced energy demand. As a result, North American producers responded aggressively by shutting in significant levels of production early in the second quarter, which mitigated the pace of crude oil inventory builds and the risk of testing storage maximums. Subsequently, United States refinery utilization increased, the previously steep contango market structure tempered, and crude oil prices improved to more constructive levels. Over the course of the second half of the year, the more constructive price environment allowed oil and gas producers to return to production wells that were previously shut-in, resume completion activities and begin to increase drilling activities during the third quarter at a level that is lower than pre-pandemic, but likely at a level that is sufficient to offset natural declines.

While prices have rebounded to levels that are near pre-pandemic levels, drilling activity is at a fraction of pre-pandemic levels as evidenced by the Lower 48 rig count, which is approximately 40% of peak levels reached in 2020 pre-COVID-19. Many oil and gas producers in the United States have publicly stated their intention to reduce capital investment in oil and gas drilling activities in 2021 as they strive to improve their financial metrics and increase returns to shareholders. Accordingly, we expect oil and gas drilling activities to continue to be lower than pre-pandemic levels which in turn will slow the growth in oil production, relative to pre-pandemic expectations of production growth. We expect that the combination of a muted growth in production, with excess pipeline capacity in most of our operating areas will have a negative impact on our business relative to pre-pandemic levels, with the impacts in 2021 being more pronounced than in 2020.

Similar to the actions taken by oil and gas producers, we have implemented a number of initiatives, as described below, to ensure that we are positioned to manage through the current challenging market environment. Longer term, we expect global demand for hydrocarbons will recover, which should drive higher production levels in key onshore shale basins, which should support growing demand for our assets. Also see Items 1. and 2. "Business and Properties—Global Petroleum Market Overview and Fundamental Themes" for additional information.

Our response to the challenging near-term market conditions has been to focus on measures to strengthen our balance sheet, liquidity and long-term financial flexibility. These actions include significantly reducing our capital program, reducing the amount of our common equity distributions, progressing asset sales, and reducing costs, while remaining focused on operating safely and responsibly.

Specifically, since April, we have reduced our 2020/2021 capital program by \$950 million, or 41%, and have decreased our common unit distributions and PAGP's Class A share distributions by 50% versus the distributions paid in February 2020, which reflects a reduction of \$525 million on an annualized basis. We have also completed approximately \$450 million of asset sales. While each of these actions should contribute to a stronger balance sheet and enhanced liquidity and long-term financial flexibility, we can provide no assurance that we will be able to effect certain future actions (such as additional capital reductions, asset sales and expense reductions) and additional actions may be necessary to achieve our balance sheet, liquidity and financial security objectives. See "Risk Factors—Risks Related to Our Business" in Item 1A.

While some modifications in our operations have been necessary to deal with risks associated with the COVID-19 pandemic, we have not experienced any material constraints in our ability to continue our essential business functions and have not incurred any significant additional operating costs as a result of the pandemic. We remain focused on the health and safety of our workforce, and have modified our operations in ways that we believe are prudent and appropriate in order to protect our employees while continuing to operate our assets in an effective, safe and responsible manner.

In addition, many governments have enacted or are contemplating measures to provide aid and economic stimulus in response to the COVID-19 pandemic. These measures include actions by both the United States federal government and the government of Canada. There has been no material direct impact to our financial position, results of operations or cash flows resulting from these measures. However, our Canadian subsidiary participated in a wage subsidy program during the second, third and fourth quarters of 2020 for subsidies totaling approximately \$23 million. The impact of such subsidies is included in the line items "Field operating costs" and "Segment general and administrative expenses" of the applicable segments. See "—Results of Operations—Analysis of Operating Segments" for further discussion.

Overview of Operating Results, Capital Investments and Other Significant Activities

The macroeconomic and industry specific challenges discussed above have resulted in a number of impairment charges recognized during 2020 as discussed further below. See "—Liquidity and Capital Resources" for additional discussion of the expected and potential impact of COVID-19 and related market conditions on our business.

We recognized a net loss of \$2.580 billion for the year ended December 31, 2020 compared to net income of \$2.180 billion recognized for the year ended December 31, 2019. The net loss for the period was driven by goodwill impairment losses of \$2.515 billion and was also impacted by non-cash impairment charges of approximately \$914 million related to the write-down of certain pipeline and other long-lived assets, certain of our investments in unconsolidated entities, and assets upon classification as held for sale. In addition, we recognized approximately \$233 million of inventory valuation adjustments due to declines in commodity prices primarily during the first quarter of 2020.

Our results for the comparative period were also impacted by:

- Less favorable results from our Supply and Logistics segment due to less favorable crude oil differentials, lower NGL margins and the unfavorable impact of the market-to-market of certain derivative instruments, resulting in higher losses recognized in 2020 compared to 2019, partially offset by the favorable impact of contango market conditions during 2020;
- Less favorable results from our Transportation segment driven by lower volumes from shut-ins of crude oil production, reduced drilling and completion activity and compressed regional basis differentials, a portion of which are covered by minimum volume commitments that will be made up or paid for in future periods, and lower pipeline loss allowance revenue in 2020 due to lower prices and volumes, partially offset by lower field operating costs;

- Higher depreciation and amortization expense in the 2020 period primarily due to additional depreciation expense associated with acquired assets, the completion of various investment capital projects and a reduction in the useful lives of certain assets;
- A gain of \$21 million recognized in the current period related to the sale of a portion of our interest in Saddlehorn Pipeline Company, LLC in February 2020, compared to a non-cash gain of \$269 million recognized in the 2019 period related to a fair value adjustment resulting from the accounting for the contribution of our undivided joint interest in the Capline pipeline system for an equity interest in Capline Pipeline Company LLC; partially offset by
- Favorable results from our Facilities segment primarily due to lower field operating costs; and
- The favorable impact on income tax expense of lower taxable earnings and lower year-over-year income as impacted by fluctuations in the derivative mark-to-market valuations in our Canadian operations.

See further discussion of our operating results in the "—Results of Operations—Analysis of Operating Segments" and "—Other Income and Expenses" sections below.

We invested \$921 million in midstream infrastructure projects during 2020, which primarily related to projects under development in the Permian Basin. See "—Liquidity and Capital Resources—Investing Activities—Investment Capital Projects" for additional information. Additionally, during the first quarter of 2020, we acquired \$310 million of assets, which primarily included a crude oil gathering system located in the Delaware Basin.

We also paid approximately \$853 million of cash distributions to our common unitholders and our Series A and B preferred unitholders during 2020.

In June 2020, we completed the issuance of \$750 million, 3.80% senior notes due September 2030. We used the net proceeds from this offering of \$742 million, after deducting the underwriting discount and offering expenses, to repay the principal amounts of our 5.00% senior notes due February 2021 in November 2020. See "—Liquidity and Capital Resources—Financing Activities—Senior Notes" for additional information.

During the fourth quarter of 2020, we repurchased 6.6 million common units for \$53 million, which includes repurchases of 350,000 common units for \$3 million that did not settle until January 2021. See "—Liquidity and Capital Resources—Financing Activities—Common Equity Repurchase Program" for additional information.

Critical Accounting Policies and Estimates

The preparation of financial statements in conformity with GAAP and rules and regulations of the SEC requires us to make estimates and assumptions that affect the reported amounts of assets and liabilities, as well as the disclosure of contingent assets and liabilities, at the date of the financial statements. Such estimates and assumptions also affect the reported amounts of revenues and expenses during the reporting period. Although we believe these estimates are reasonable, actual results could differ from these estimates. On a regular basis, we evaluate our assumptions, judgments and estimates. We also discuss our critical accounting policies and estimates with the Audit Committee of the Board of Directors.

We believe that the assumptions, judgments and estimates involved in the accounting for our (i) estimated fair value of assets and liabilities acquired and identification of associated goodwill and intangible assets, (ii) impairment assessments of goodwill and intangible assets, (iii) fair value of derivatives, (iv) accruals and contingent liabilities, (v) property and equipment, depreciation and amortization expense and asset retirement obligations, (vi) impairment assessments of property and equipment and investments in unconsolidated entities and (vii) inventory valuations have the greatest potential impact on our Consolidated Financial Statements. These areas are key components of our results of operations and are based on complex rules which require us to make judgments and estimates. Therefore, we consider these to be our critical accounting policies and estimates, which are discussed further as follows. For further information on all of our significant accounting policies, see Note 2 to our Consolidated Financial Statements.

Fair Value of Assets and Liabilities Acquired and Identification of Associated Goodwill and Intangible Assets. In accordance with Financial Accounting Standards Board ("FASB") guidance regarding business combinations, with each acquisition, we allocate the cost of the acquired entity to the assets and liabilities assumed based on their estimated fair values at the date of acquisition. If the initial accounting for the business combination is incomplete when the combination occurs, an estimate will be recorded. We also expense the transaction costs as incurred in connection with each acquisition, except for acquisitions of equity method investments. In addition, we are required to recognize intangible assets separately from goodwill.

Determining the fair value of assets and liabilities acquired, as well as intangible assets that relate to such items as customer relationships, acreage dedications and other contracts, involves professional judgment and is ultimately based on acquisition models and management's assessment of the value of the assets acquired and, to the extent available, third-party assessments.

Impairment Assessments of Goodwill and Intangible Assets. Goodwill and intangible assets with indefinite lives are not amortized but are instead periodically assessed for impairment. Intangible assets with finite lives are amortized over their estimated useful life as determined by management. See Note 8 and Note 10 to our Consolidated Financial Statements for further discussion of goodwill and intangible assets.

Impairment testing entails estimating future net cash flows relating to the business, based on management's estimate of future revenues, future cash flows and market conditions including pricing, demand, competition, operating costs and other factors. Uncertainties associated with these estimates include changes in production decline rates, production interruptions, fluctuations in refinery capacity or product slates, economic obsolescence factors in the area and potential future sources of cash flow. In addition, changes in our weighted average cost of capital from our estimates could have a significant impact on fair value. We cannot provide assurance that actual amounts will not vary significantly from estimated amounts. Resolutions of these uncertainties have resulted, and in the future may result, in impairments that impact our results of operations and financial condition.

Fair Value of Derivatives. The fair value of a derivative at a particular period end does not reflect the end results of a particular transaction, and will most likely not reflect the gain or loss at the conclusion of a transaction. We reflect estimates for these items based on our internal records and information from third parties. We have commodity derivatives, interest rate derivatives and foreign currency derivatives that are accounted for as assets and liabilities at fair value on our Consolidated Balance Sheets. The valuations of our derivatives that are exchange traded are based on market prices on the applicable exchange on the last day of the period. For our derivatives that are not exchange traded, the estimates we use are based on indicative broker quotations or an internal valuation model. Our valuation models utilize market observable inputs such as price, volatility, correlation and other factors and may not be reflective of the price at which they can be settled due to the lack of a liquid market. Less than 1% of total annual revenues are based on estimates derived from internal valuation models.

We also have embedded derivatives that are recorded at fair value on our Consolidated Balance Sheets. These embedded derivatives are valued using models that contain inputs, some of which involve management judgment.

Although the resolution of the uncertainties involved in these estimates has not historically had a material impact on our results of operations or financial condition, we cannot provide assurance that actual amounts will not vary significantly from estimated amounts. See Item 7A. Quantitative and Qualitative Disclosures About Market Risk and Note 13 to our Consolidated Financial Statements for a discussion regarding our derivatives and risk management activities.

Accruals and Contingent Liabilities. We record accruals or liabilities for, among other things, environmental remediation, potential legal claims or settlements and fees for legal services associated with loss contingencies, and bonuses. Accruals are made when our assessment indicates that it is probable that a liability has occurred and the amount of liability can be reasonably estimated. Our estimates are based on all known facts at the time and our assessment of the ultimate outcome. Among the many uncertainties that impact our estimates are the necessary regulatory approvals for, and potential modification of, our environmental remediation plans, the limited amount of data available upon initial assessment of the impact of soil or water contamination, changes in costs associated with environmental remediation services and equipment, the duration of the natural resource damage assessment and the ultimate amount of damages determined, the determination and calculation of fines and penalties, the possibility of existing legal claims giving rise to additional claims and the nature, extent and cost of legal services that will be required in connection with lawsuits, claims and other matters. Our estimates for contingent liability accruals are increased or decreased as additional information is obtained or resolution is achieved. A hypothetical variance of 5% in our aggregate estimate for the accruals and contingent liabilities discussed above would have an impact on earnings of up to approximately \$19 million. Although the resolution of these uncertainties has not historically had a material impact on our results of operations or financial condition, we cannot provide assurance that actual amounts will not vary significantly from estimated amounts.

Property and Equipment, Depreciation and Amortization Expense and Asset Retirement Obligations. We compute depreciation and amortization using the straight-line method based on estimated useful lives. These estimates are based on various factors including condition, manufacturing specifications, technological advances and historical data concerning useful lives of similar assets. Uncertainties that impact these estimates include changes in laws and regulations relating to restoration and abandonment requirements, economic conditions and supply and demand in the area. When assets are put into service, we make estimates with respect to useful lives and salvage values that we believe are reasonable. However, subsequent events could cause us to change our estimates, thus impacting the future calculation of depreciation and amortization.

We record retirement obligations associated with tangible long-lived assets based on estimates related to the costs associated with cleaning, purging and, in some cases, completely removing the assets and returning the land to its original state. In addition, our estimates include a determination of the settlement date or dates for the potential obligation, which may or may not be determinable. Uncertainties that impact these estimates include the costs associated with these activities and the timing of incurring such costs.

Impairment Assessments of Property and Equipment and Investments in Unconsolidated Entities. We periodically evaluate property and equipment for impairment when events or circumstances indicate that the carrying value of these assets may not be recoverable. Any evaluation is highly dependent on the underlying assumptions of related cash flows. We consider the fair value estimate used to calculate impairment of property and equipment a critical accounting estimate. In determining the existence of an impairment of carrying value, we make a number of subjective assumptions as to:

- whether there is an event or circumstance that may be indicative of an impairment;
- the grouping of assets;
- the intention of "holding", "abandoning" or "selling" an asset;
- the forecast of undiscounted expected future cash flow over the asset's estimated useful life; and
- if an impairment exists, the fair value of the asset or asset group.

In addition, when we evaluate property and equipment and other long-lived assets for recoverability, it may also be necessary to review related depreciation estimates and methods.

Investments in unconsolidated entities accounted for under the equity method of accounting are assessed for impairment when events or circumstances suggest that a decline in value may be other than temporary. Examples of such events or circumstances include continuing operating losses of the entity and/or long-term negative changes in the entity's core business. When it is determined that an indicated impairment is other than temporary, a charge is recognized for the difference between the investment's carrying amount and its estimated fair value. We consider the fair value estimate used to calculate the impairment of investments in unconsolidated entities a critical accounting estimate. In determining the existence of an other-than-temporary impairment of carrying value, we make a number of subjective assumptions as to:

- whether there is an event or circumstance that may be indicative of a decline in value of the investment;
- whether the decline in value is other than temporary; and
- the fair value of the investment.

A change in our outlook or use could result in impairments that may be material to our results of operations or financial condition. See "—Executive Summary—Recent Events and Outlook" and Note 6 and Note 9 to our Consolidated Financial Statements for additional information.

Inventory Valuations. Inventory, including long-term inventory, primarily consists of crude oil and NGL and is valued at the lower of cost or net realizable value, with cost determined using an average cost method within specific inventory pools. At the end of each reporting period, we assess the carrying value of our inventory and use estimates and judgment when making any adjustments necessary to reduce the carrying value to net realizable value. Among the uncertainties that impact our estimates are the applicable quality and location differentials to include in our net realizable value analysis. Additionally, we estimate the upcoming liquidation timing of the inventory. Changes in assumptions made as to the timing of a sale can materially impact net realizable value. During the years ended December 31, 2020, 2019 and 2018, we recorded charges of \$233 million, \$11 million and \$8 million, respectively, related to the valuation adjustment of our crude oil inventory due to declines in prices. See Note 5 to our Consolidated Financial Statements for further discussion regarding inventory.

Recent Accounting Pronouncements

See Note 2 to our Consolidated Financial Statements for information regarding the effect of recent accounting pronouncements on our Consolidated Financial Statements.

Results of Operations

The following table sets forth an overview of our consolidated financial results calculated in accordance with GAAP (in millions, except per unit data):

| | Year Ended December 31, | | Variance | |
|---|-------------------------|-----------------|-------------------|---------------|
| | 2020 | 2019 | \$ | % |
| Transportation Segment Adjusted EBITDA ⁽¹⁾ | \$ 1,616 | \$ 1,722 | \$ (106) | (6)% |
| Facilities Segment Adjusted EBITDA ⁽¹⁾ | 731 | 705 | 26 | 4 % |
| Supply and Logistics Segment Adjusted EBITDA ⁽¹⁾ | 210 | 803 | (593) | (74)% |
| Adjustments: | | | | |
| Depreciation and amortization of unconsolidated entities | (73) | (62) | (11) | (18)% |
| Selected items impacting comparability - Segment Adjusted EBITDA | (617) | (163) | (454) | ** |
| Depreciation and amortization | (653) | (601) | (52) | (9)% |
| Gains/(losses) on asset sales and asset impairments, net | (719) | (28) | (691) | ** |
| Goodwill impairment losses | (2,515) | — | (2,515) | N/A |
| Gain on/(impairment of) investments in unconsolidated entities, net | (182) | 271 | (453) | (167)% |
| Interest expense, net | (436) | (425) | (11) | (3)% |
| Other income, net | 39 | 24 | 15 | 63 % |
| Income tax (expense)/benefit | 19 | (66) | 85 | 129 % |
| Net income/(loss) | (2,580) | 2,180 | (4,760) | (218)% |
| Net income attributable to noncontrolling interests | (10) | (9) | (1) | (11)% |
| Net income/(loss) attributable to PAA | <u>\$ (2,590)</u> | <u>\$ 2,171</u> | <u>\$ (4,761)</u> | <u>(219)%</u> |
| Basic net income/(loss) per common unit | \$ (3.83) | \$ 2.70 | \$ (6.53) | ** |
| Diluted net income/(loss) per common unit | \$ (3.83) | \$ 2.65 | \$ (6.48) | ** |
| Basic weighted average common units outstanding | 728 | 727 | 1 | ** |
| Diluted weighted average common units outstanding | 728 | 800 | (72) | ** |

** Indicates that variance as a percentage is not meaningful.

⁽¹⁾ Segment Adjusted EBITDA is the measure of segment performance that is utilized by our Chief Operating Decision Maker ("CODM") to assess performance and allocate resources among our operating segments. This measure is adjusted for certain items, including those that our CODM believes impact comparability of results across periods. See Note 21 to our Consolidated Financial Statements for additional discussion of such adjustments.

Non-GAAP Financial Measures

To supplement our financial information presented in accordance with GAAP, management uses additional measures known as "non-GAAP financial measures" in its evaluation of past performance and prospects for the future and to assess the amount of cash that is available for distributions, debt repayments, common equity repurchases and other general partnership purposes.

The primary additional measures used by management are earnings before interest, taxes, depreciation and amortization (including our proportionate share of depreciation and amortization of unconsolidated entities), gains and losses on asset sales and asset impairments, goodwill impairment losses and gains on and impairments of investments in unconsolidated entities, adjusted for certain selected items impacting comparability ("Adjusted EBITDA"), Implied distributable cash flow ("DCF"), Free Cash Flow and Free Cash Flow After Distributions.

Our definition and calculation of certain non-GAAP financial measures may not be comparable to similarly-titled measures of other companies. Adjusted EBITDA and Implied DCF are reconciled to Net Income/(Loss), and Free Cash Flow and Free Cash Flow After Distributions are reconciled to Net Cash Provided by Operating Activities, the most directly comparable measures as reported in accordance with GAAP, and should be viewed in addition to, and not in lieu of, our Consolidated Financial Statements and accompanying notes. See "—Liquidity and Capital Resources—Liquidity Measures" for additional information regarding Free Cash Flow and Free Cash Flow After Distributions.

Performance Measures

Management believes that the presentation of Adjusted EBITDA and Implied DCF provides useful information to investors regarding our performance and results of operations because these measures, when used to supplement related GAAP financial measures, (i) provide additional information about our core operating performance and ability to fund distributions to our unitholders through cash generated by our operations, (ii) provide investors with the same financial analytical framework upon which management bases financial, operational, compensation and planning/budgeting decisions and (iii) present measures that investors, rating agencies and debt holders have indicated are useful in assessing us and our results of operations. These non-GAAP measures may exclude, for example, (i) charges for obligations that are expected to be settled with the issuance of equity instruments, (ii) gains and losses on derivative instruments that are related to underlying activities in another period (or the reversal of such adjustments from a prior period), gains and losses on derivatives that are related to investing activities (such as the purchase of linefill) and inventory valuation adjustments, as applicable, (iii) long-term inventory costing adjustments, (iv) items that are not indicative of our core operating results and business outlook and/or (v) other items that we believe should be excluded in understanding our core operating performance. These measures may further be adjusted to include amounts related to deficiencies associated with minimum volume commitments whereby we have billed the counterparties for their deficiency obligation and such amounts are recognized as deferred revenue in "Other current liabilities" in our Consolidated Financial Statements. Such amounts are presented net of applicable amounts subsequently recognized into revenue. We have defined all such items as "selected items impacting comparability." We do not necessarily consider all of our selected items impacting comparability to be non-recurring, infrequent or unusual, but we believe that an understanding of these selected items impacting comparability is material to the evaluation of our operating results and prospects.

Although we present selected items impacting comparability that management considers in evaluating our performance, you should also be aware that the items presented do not represent all items that affect comparability between the periods presented. Variations in our operating results are also caused by changes in volumes, prices, exchange rates, mechanical interruptions, acquisitions, divestitures, investment capital projects and numerous other factors as discussed, as applicable, in "—Analysis of Operating Segments."

The following table sets forth the reconciliation of the non-GAAP financial performance measures Adjusted EBITDA and Implied DCF from Net Income/(Loss) (in millions):

| | Year Ended December 31, | | Variance | |
|--|-------------------------|----------|------------|--------|
| | 2020 | 2019 | \$ | % |
| Net income/(loss) | \$ (2,580) | \$ 2,180 | \$ (4,760) | (218)% |
| Add/(Subtract): | | | | |
| Interest expense, net | 436 | 425 | 11 | 3 % |
| Income tax expense/(benefit) | (19) | 66 | (85) | (129)% |
| Depreciation and amortization | 653 | 601 | 52 | 9 % |
| (Gains)/losses on asset sales and asset impairments, net | 719 | 28 | 691 | ** |
| Goodwill impairment losses | 2,515 | — | 2,515 | N/A |
| (Gain on)/impairment of investments in unconsolidated entities, net | 182 | (271) | 453 | 167 % |
| Depreciation and amortization of unconsolidated entities ⁽¹⁾ | 73 | 62 | 11 | 18 % |
| Selected Items Impacting Comparability: | | | | |
| Losses from derivative activities net of inventory valuation adjustments ⁽²⁾ | 480 | 160 | 320 | ** |
| Long-term inventory costing adjustments ⁽³⁾ | 44 | (20) | 64 | ** |
| Deficiencies under minimum volume commitments, net ⁽⁴⁾ | 74 | (18) | 92 | ** |
| Equity-indexed compensation expense ⁽⁵⁾ | 19 | 17 | 2 | ** |
| Net (gain)/loss on foreign currency revaluation ⁽⁶⁾ | (3) | 14 | (17) | ** |
| Line 901 incident ⁽⁷⁾ | — | 10 | (10) | ** |
| Significant acquisition-related expenses ⁽⁸⁾ | 3 | — | 3 | ** |
| Selected Items Impacting Comparability - Segment Adjusted EBITDA | 617 | 163 | 454 | ** |
| Gains from derivative activities ⁽²⁾ | (20) | (2) | (18) | ** |
| Net gain on foreign currency revaluation ⁽⁶⁾ | (13) | (15) | 2 | ** |
| Net gain on early repayment of senior notes ⁽⁹⁾ | (3) | — | (3) | ** |
| Selected Items Impacting Comparability - Adjusted EBITDA ⁽¹⁰⁾ | 581 | 146 | 435 | ** |
| Adjusted EBITDA ⁽¹⁰⁾ | \$ 2,560 | \$ 3,237 | \$ (677) | (21)% |
| Interest expense, net of certain non-cash items ⁽¹¹⁾ | (415) | (407) | (8) | (2)% |
| Maintenance capital ⁽¹²⁾ | (216) | (287) | 71 | 25 % |
| Current income tax expense | (51) | (112) | 61 | 54 % |
| Distributions from unconsolidated entities in excess of/(less than) adjusted equity earnings ⁽¹³⁾ | 13 | (49) | 62 | ** |
| Distributions to noncontrolling interests ⁽¹⁴⁾ | (10) | (6) | (4) | (67)% |
| Implied DCF | \$ 1,881 | \$ 2,376 | \$ (495) | (21)% |
| Preferred unit cash distributions ⁽¹⁵⁾ | (198) | (198) | | |
| Implied DCF Available to Common Unitholders | \$ 1,683 | \$ 2,178 | | |
| Common unit cash distributions ⁽¹⁴⁾ | (655) | (1,004) | | |
| Implied DCF Excess ⁽¹⁶⁾ | \$ 1,028 | \$ 1,174 | | |

** Indicates that variance as a percentage is not meaningful.

(1) Over the past several years, we have increased our participation in strategic pipeline joint ventures accounted for under the equity method of accounting. We exclude our proportionate share of the depreciation and amortization expense of such unconsolidated entities when reviewing Adjusted EBITDA, similar to our consolidated assets.

- (2) We use derivative instruments for risk management purposes, and our related processes include specific identification of hedging instruments to an underlying hedged transaction. Although we identify an underlying transaction for each derivative instrument we enter into, there may not be an accounting hedge relationship between the instrument and the underlying transaction. In the course of evaluating our results of operations, we identify the earnings that were recognized during the period related to derivative instruments for which the identified underlying transaction does not occur in the current period and exclude the related gains and losses in determining Adjusted EBITDA. In addition, we exclude gains and losses on derivatives that are related to investing activities, such as the purchase of linefill. We also exclude the impact of corresponding inventory valuation adjustments, as applicable. See Note 13 to our Consolidated Financial Statements for a comprehensive discussion regarding our derivatives and risk management activities.
- (3) We carry crude oil and NGL inventory that is comprised of minimum working inventory requirements in third-party assets and other working inventory that is needed for our commercial operations. We consider this inventory necessary to conduct our operations and we intend to carry this inventory for the foreseeable future. Therefore, we classify this inventory as long-term on our balance sheet and do not hedge the inventory with derivative instruments (similar to linefill in our own assets). We treat the impact of changes in the average cost of the long-term inventory (that result from fluctuations in market prices) and write-downs of such inventory that result from price declines as a selected item impacting comparability. See Note 5 to our Consolidated Financial Statements for additional inventory disclosures.
- (4) We, and certain of our equity method investments, have certain agreements that require counterparties to deliver, transport or throughput a minimum volume over an agreed upon period. Substantially all of such agreements were entered into with counterparties to economically support the return on our capital expenditure necessary to construct the related asset. Some of these agreements include make-up rights if the minimum volume is not met. We record a receivable from the counterparty in the period that services are provided or when the transaction occurs, including amounts for deficiency obligations from counterparties associated with minimum volume commitments. If a counterparty has a make-up right associated with a deficiency, we defer the revenue attributable to the counterparty's make-up right and subsequently recognize the revenue at the earlier of when the deficiency volume is delivered or shipped, when the make-up right expires or when it is determined that the counterparty's ability to utilize the make-up right is remote. We include the impact of amounts billed to counterparties for their deficiency obligation, net of applicable amounts subsequently recognized into revenue, as a selected item impacting comparability. We believe the inclusion of the contractually committed revenues associated with that period is meaningful to investors as the related asset has been constructed, is standing ready to provide the committed service and the fixed operating costs are included in the current period results.
- (5) Our total equity-indexed compensation expense includes expense associated with awards that will or may be settled in units and awards that will or may be settled in cash. The awards that will or may be settled in units are included in our diluted net income per unit calculation when the applicable performance criteria have been met. We consider the compensation expense associated with these awards as a selected item impacting comparability as the dilutive impact of the outstanding awards is included in our diluted net income per unit calculation, as applicable, and the majority of the awards are expected to be settled in units. The portion of compensation expense associated with awards that are certain to be settled in cash is not considered a selected item impacting comparability. See Note 18 to our Consolidated Financial Statements for a discussion regarding our equity-indexed compensation plans.
- (6) During the periods presented, there were fluctuations in the value of the Canadian dollar ("CAD") to the U.S. dollar ("USD"), resulting in the realization of foreign exchange gains and losses on the settlement of foreign currency transactions as well as the revaluation of monetary assets and liabilities denominated in a foreign currency. These gains and losses are not integral to our core operating performance and were thus classified as a selected item impacting comparability. See Note 13 to our Consolidated Financial Statements for discussion regarding our currency exchange rate risk hedging activities.
- (7) Includes costs recognized during the period related to the Line 901 incident that occurred in May 2015, net of amounts we believe are probable of recovery from insurance. See Note 19 to our Consolidated Financial Statements for additional information regarding the Line 901 incident.
- (8) Includes acquisition-related expenses associated with the acquisition of Felix Midstream LLC ("Felix Midstream") in February 2020. See Note 7 to our Consolidated Financial Statements for additional information.
- (9) Includes net gains recognized in connection with the repurchase of our outstanding senior notes on the open market. See Note 11 to our Consolidated Financial Statements for additional information.
- (10) Other income/(expense), net per our Consolidated Statements of Operations, adjusted for selected items impacting comparability ("Adjusted other income/(expense), net") is included in Adjusted EBITDA and excluded from Segment Adjusted EBITDA.

- (11) Excludes certain non-cash items impacting interest expense such as amortization of debt issuance costs and terminated interest rate swaps.
- (12) Maintenance capital expenditures are defined as capital expenditures for the replacement and/or refurbishment of partially or fully depreciated assets in order to maintain the operating and/or earnings capacity of our existing assets.
- (13) Comprised of cash distributions received from unconsolidated entities less equity earnings in unconsolidated entities (adjusted for our proportionate share of depreciation and amortization and selected items impacting comparability of unconsolidated entities).
- (14) Cash distributions paid during the period presented.
- (15) Cash distributions paid to our preferred unitholders during the period presented. See Note 12 to our Consolidated Financial Statements for additional information regarding our preferred units.
- (16) Excess DCF is retained to establish reserves for future distributions, capital expenditures and other partnership purposes.

Analysis of Operating Segments

We manage our operations through three operating segments: Transportation, Facilities and Supply and Logistics. Our CODM (our Chief Executive Officer) evaluates segment performance based on a variety of measures including Segment Adjusted EBITDA, segment volumes, Segment Adjusted EBITDA per barrel and maintenance capital investment.

We define Segment Adjusted EBITDA as revenues and equity earnings in unconsolidated entities less (a) purchases and related costs, (b) field operating costs and (c) segment general and administrative expenses, plus our proportionate share of the depreciation and amortization expense of unconsolidated entities, and further adjusted for certain selected items including (i) the mark-to-market of derivative instruments that are related to underlying activities in another period (or the reversal of such adjustments from a prior period), gains and losses on derivatives that are related to investing activities (such as the purchase of linefill) and inventory valuation adjustments, as applicable, (ii) long-term inventory costing adjustments, (iii) charges for obligations that are expected to be settled with the issuance of equity instruments, (iv) amounts related to deficiencies associated with minimum volume commitments, net of applicable amounts subsequently recognized into revenue and (v) other items that our CODM believes are integral to understanding our core segment operating performance. See Note 21 to our Consolidated Financial Statements for a reconciliation of Segment Adjusted EBITDA to Net income/(loss) attributable to PAA.

Our segment analysis involves an element of judgment relating to the allocations between segments. In connection with its operations, the Supply and Logistics segment secures transportation and facilities services from our other two segments as well as third-party service providers under month-to-month and multi-year arrangements. Intersegment transportation service rates are conducted at posted tariff rates, rates similar to those charged to third parties or rates that we believe approximate market. Facilities segment services are also obtained at rates generally consistent with rates charged to third parties for similar services. Intersegment activities are eliminated in consolidation and we believe that the estimates with respect to these rates are reasonable. Also, our segment operating and general and administrative expenses reflect direct costs attributable to each segment; however, we also allocate certain operating expenses and general and administrative overhead expenses between segments based on management's assessment of the business activities for the period. The proportional allocations by segment require judgment by management and may be adjusted in the future based on the business activities that exist during each period. We believe that the estimates with respect to these allocations are reasonable.

Revenues and expenses from our Canadian based subsidiaries, which use CAD as their functional currency, are translated at the prevailing average exchange rates for the month.

Transportation Segment

Our Transportation segment operations generally consist of fee-based activities associated with transporting crude oil and NGL on pipelines, gathering systems and trucks. The Transportation segment generates revenue through a combination of tariffs, pipeline capacity agreements and other transportation fees. Tariffs and other fees on our pipeline systems vary by receipt point and delivery point. The segment results generated by our tariff and other fee-related activities depend on the volumes transported on the pipeline and the level of the tariff and other fees charged, as well as the fixed and variable field costs of operating the pipeline.

The following tables set forth our operating results from our Transportation segment:

| Operating Results ⁽¹⁾ (in millions, except per barrel data) | Year Ended December 31, | | Variance | |
|---|-------------------------|----------|----------|-------|
| | 2020 | 2019 | \$ | % |
| Revenues | \$ 2,020 | \$ 2,320 | \$ (300) | (13)% |
| Purchases and related costs | (229) | (244) | 15 | 6 % |
| Field operating costs | (584) | (700) | 116 | 17 % |
| Segment general and administrative expenses ⁽²⁾ | (98) | (104) | 6 | 6 % |
| Equity earnings in unconsolidated entities | 350 | 388 | (38) | (10)% |
| Adjustments ⁽³⁾ : | | | | |
| Depreciation and amortization of unconsolidated entities | 71 | 61 | 10 | 16 % |
| Losses from derivative activities, net of inventory valuation adjustments | 1 | — | 1 | ** |
| Deficiencies under minimum volume commitments, net | 71 | (18) | 89 | ** |
| Equity-indexed compensation expense | 11 | 9 | 2 | ** |
| Line 901 incident | — | 10 | (10) | ** |
| Significant acquisition-related expenses | 3 | — | 3 | ** |
| Segment Adjusted EBITDA | \$ 1,616 | \$ 1,722 | \$ (106) | (6)% |
| Maintenance capital | \$ 136 | \$ 161 | \$ (25) | (16)% |
| Segment Adjusted EBITDA per barrel | \$ 0.70 | \$ 0.68 | \$ 0.02 | 3 % |

| Average Daily Volumes (in thousands of barrels per day) ⁽⁴⁾ | Year Ended December 31, | | Variance | |
|---|-------------------------|-------|----------|-------|
| | 2020 | 2019 | Volumes | % |
| Tariff activities volumes | | | | |
| Crude oil pipelines (by region): | | | | |
| Permian Basin ⁽⁵⁾ | 4,427 | 4,690 | (263) | (6)% |
| South Texas / Eagle Ford ⁽⁵⁾ | 380 | 446 | (66) | (15)% |
| Central ⁽⁵⁾ | 379 | 498 | (119) | (24)% |
| Gulf Coast | 134 | 165 | (31) | (19)% |
| Rocky Mountain ⁽⁵⁾ | 245 | 293 | (48) | (16)% |
| Western | 223 | 198 | 25 | 13 % |
| Canada | 294 | 323 | (29) | (9)% |
| Crude oil pipelines | 6,082 | 6,613 | (531) | (8)% |
| NGL pipelines | 184 | 192 | (8) | (4)% |
| Tariff activities total volumes | 6,266 | 6,805 | (539) | (8)% |
| Trucking volumes | 74 | 88 | (14) | (16)% |
| Transportation segment total volumes | 6,340 | 6,893 | (553) | (8)% |

** Indicates that variance as a percentage is not meaningful.

(1) Revenues and costs and expenses include intersegment amounts.

(2) Segment general and administrative expenses reflect direct costs attributable to each segment and an allocation of other expenses to the segments. The proportional allocations by segment require judgment by management and are based on the business activities that exist during each period.

(3) Represents adjustments included in the performance measure utilized by our CODM in the evaluation of segment results. See Note 21 to our Consolidated Financial Statements for additional discussion of such adjustments.

- (4) Average daily volumes are calculated as the total volumes (attributable to our interest) for the year divided by the number of days in the year.
- (5) Region includes volumes (attributable to our interest) from pipelines owned by unconsolidated entities.

The following is a discussion of items impacting Transportation segment operating results for the periods indicated.

Revenues, Purchases and Related Costs, Equity Earnings in Unconsolidated Entities and Volumes. The following table presents variances in revenues, purchases and related costs and equity earnings in unconsolidated entities by region:

| (in millions) | Favorable/(Unfavorable) Variance 2020-2019 | | |
|--|---|-----------------------------|-----------------|
| | Revenues | Purchases and Related Costs | Equity Earnings |
| Crude oil pipelines | | | |
| Permian Basin region | \$ (104) | \$ (17) | \$ 31 |
| South Texas / Eagle Ford region | (12) | — | (26) |
| Central region | (33) | (2) | (21) |
| Rocky Mountain region | (5) | — | (24) |
| Canada region | (26) | — | — |
| Other regions, NGL pipelines, trucking and pipeline loss allowance revenue | (120) | 34 | 2 |
| Total variance | <u>\$ (300)</u> | <u>\$ 15</u> | <u>\$ (38)</u> |

- *COVID-19 Impact.* The destruction of demand for refined products, and therefore crude oil, caused by COVID-19 created a supply and demand imbalance in the crude oil markets for a portion of 2020 in all of our operating regions. This imbalance pushed crude oil prices to historically low levels, including negative values for at least one day in April 2020. In turn, these factors caused U.S. and Canadian producers to respond by quickly curtailing their crude oil production as well as their drilling and completion activities. These actions led to a decline of onshore, lower 48 U.S. oil production by approximately 1.4 million barrels of crude oil per day between February and May of 2020, according to the information provided by the EIA, and adversely impacted transportation volumes on our pipelines.
- *Permian Basin region.* Revenues, net of purchases and related costs, ("net revenues") decreased by \$121 million for the year ended December 31, 2020 compared to the year ended December 31, 2019. This decrease was primarily due to lower long-haul pipeline movements to Cushing, Oklahoma and Corpus Christi, Texas due to compressed regional basis differentials, as well as lower volumes on our intra-basin pipelines that feed our long-haul pipelines, partially offset by increased volumes on our gathering pipelines, almost half of which was attributable to the Felix Midstream system we acquired in February 2020. Some shippers on the long-haul pipelines to Cushing and Corpus Christi have under-delivered relative to their minimum volume commitments; however, the earnings related to these volume shortfalls will not be recognized until future periods when either the shortfall is made up or when the shipper's make-up rights expire or it is determined that their ability to utilize the make-up right is remote. Such deficiencies are reflected as an "Adjustment" in the table above as discussed further below under "*Adjustments: Deficiencies under minimum volume commitments, net.*"

The increase in equity earnings over the comparative period was primarily from our 65% interest in the Cactus II pipeline, which was placed in service in August 2019, partially offset by lower equity earnings from our 20% interest in the BridgeTex pipeline primarily due to lower volumes.

- *South Texas / Eagle Ford region.* The decrease in revenues for the year ended December 31, 2020 compared to the year ended December 31, 2019 was due to lower volumes, primarily related to lower production.

Equity earnings from our 50% interest in the Eagle Ford pipeline decreased for the year ended December 31, 2020 compared to the year ended December 31, 2019 due to a combination of lower joint tariff volumes from the Permian Basin via our Cactus I pipeline, and to a lesser extent, lower regional receipts. Similar to some shippers in the Permian Basin region, certain shippers on the Eagle Ford pipeline have under-delivered relative to their minimum volume commitments and the earnings related to these volume shortfalls will not be recognized until future periods. Such deficiencies are reflected as an "Adjustment" in the table above as discussed further below under "*Adjustments: Deficiencies under minimum volume commitments, net.*"

- *Central region.* The decrease in net revenues for the year ended December 31, 2020 compared to the year ended December 31, 2019 was primarily due to a decrease in crude oil production in the region. This is also a region with a meaningful amount of excess pipeline capacity, which exacerbates the impact to our assets in this region.

The decrease in equity earnings for the year ended December 31, 2020 compared to the year ended December 31, 2019 was primarily due to the impact of refinery downtime on certain of the demand pull pipelines out of Cushing, Oklahoma, in which we own a 50% interest.

- *Rocky Mountain region.* Equity earnings decreased for the year ended December 31, 2020 compared to the year ended December 31, 2019 primarily due to a combination of (i) lower crude oil volumes, partially offset by higher NGL volumes, (ii) lower tariff rates due to the expiration of certain long-term contracts and (iii) the sale of 25% of our interest in Saddlehorn in February 2020.
- *Canada region.* The decrease in revenues for the year ended December 31, 2020 compared to the year ended December 31, 2019 was primarily due to decreased crude oil production in the areas serviced by our pipelines.
- *Other regions, NGL pipelines, trucking and pipeline loss allowance revenue.* The decrease in other net revenues for the year ended December 31, 2020 compared to the year ended December 31, 2019 was primarily due to lower pipeline loss allowance revenue due to a combination of both lower prices and volumes in 2020. To a lesser extent, lower net revenues from our trucking activities due to less favorable market conditions in 2020 contributed to the decrease. Additionally, volumes in our Gulf Coast region were impacted by a decrease in throughput on a lower tariff pipeline, which did not result in a significant impact on revenue.

Adjustments: Deficiencies under minimum volume commitments, net. Many industry infrastructure projects developed and completed over the last several years were underpinned by long-term minimum volume commitment contracts whereby the shipper agreed to either: (i) ship and pay for certain stated volumes or (ii) pay the agreed upon price for a minimum contract quantity. Some of these agreements include make-up rights if the minimum volume is not met. If a counterparty has a make-up right associated with a deficiency, we bill the counterparty and defer the revenue attributable to the counterparty's make-up right but record an adjustment to reflect such amount associated with the current period activity in Segment Adjusted EBITDA. We subsequently recognize the revenue, and record a corresponding reversal of the adjustment, at the earlier of when the deficiency volume is delivered or shipped, when the make-up right expires or when it is determined that the counterparty's ability to utilize the make-up right is remote.

For the year ended December 31, 2020, amounts billed to counterparties exceeded revenue recognized during the period that was previously deferred. For the year ended December 31, 2019, the recognition of previously deferred revenue exceeded amounts billed to counterparties associated with deficiencies under minimum volume commitments.

Field Operating Costs. The decrease in field operating costs for the year ended December 31, 2020 compared to the year ended December 31, 2019 was primarily due to (i) a decrease in variable costs due to lower volumes, (ii) a decrease of maintenance activities, primarily due to timing changes, (iii) lower equity-based compensation costs on liability-classified awards (which are not included as an "Adjustment" in the table above) due to a decrease in our common unit price, (iv) reductions in compensation costs, primarily due to the benefit of wage subsidies received by our Canadian subsidiary and (v) additional estimated costs recognized in 2019 associated with the Line 901 incident (which impact field operating costs but are excluded from Segment Adjusted EBITDA and thus are reflected as an "Adjustment" in the table above). Such favorable impacts were partially offset by higher property taxes attributable to assets placed in service in 2020 and increased property valuations.

Segment General and Administrative Expenses. The decrease in segment general and administrative expenses for the year ended December 31, 2020 compared to the year ended December 31, 2019 was primarily due to (i) lower equity-based compensation costs on liability-classified awards (which are not included as an "Adjustment" in the table above), due to a decrease in our common unit price, (ii) decreased travel and entertainment costs and (iii) the benefit of wage subsidies received by our Canadian subsidiary. Such items were partially offset by an overall increase in compensation costs related to severance costs associated with our efforts to streamline our organization.

Maintenance Capital. Maintenance capital consists of capital expenditures for the replacement and/or refurbishment of partially or fully depreciated assets in order to maintain the operating and/or earnings capacity of our existing assets. The decrease in maintenance capital for the year ended December 31, 2020 compared to the year ended December 31, 2019 was due to timing changes, the completion of multi-year reliability improvement programs and application of updated regulatory guidance, among other factors.

Facilities Segment

Our Facilities segment operations generally consist of fee-based activities associated with providing storage, terminalling and throughput services primarily for crude oil, NGL and natural gas, as well as NGL fractionation and isomerization services and natural gas and condensate processing services. The Facilities segment generates revenue through a combination of month-to-month and multi-year agreements.

The following tables set forth our operating results from our Facilities segment:

| Operating Results ⁽¹⁾ (in millions, except per barrel data) | Year Ended December 31, | | Variance | |
|---|-------------------------|----------|----------|-------|
| | 2020 | 2019 | \$ | % |
| Revenues | \$ 1,138 | \$ 1,171 | \$ (33) | (3)% |
| Purchases and related costs | (15) | (15) | — | —% |
| Field operating costs | (316) | (360) | 44 | 12% |
| Segment general and administrative expenses ⁽²⁾ | (84) | (83) | (1) | (1)% |
| Equity earnings in unconsolidated entities | 5 | — | 5 | N/A |
| Adjustments ⁽³⁾ : | | | | |
| Depreciation and amortization of unconsolidated entities | 2 | 1 | 1 | ** |
| Gains from derivative activities | (5) | (13) | 8 | ** |
| Deficiencies under minimum volume commitments, net | 2 | — | 2 | ** |
| Equity-indexed compensation expense | 4 | 4 | — | ** |
| Segment Adjusted EBITDA | \$ 731 | \$ 705 | \$ 26 | 4% |
| Maintenance capital | \$ 51 | \$ 97 | \$ (46) | (47)% |
| Segment Adjusted EBITDA per barrel | \$ 0.49 | \$ 0.47 | \$ 0.02 | 4% |

| Volumes ⁽⁴⁾ | Year Ended December 31, | | Variance | |
|--|-------------------------|------|----------|-------|
| | 2020 | 2019 | Volumes | % |
| Liquids storage (average monthly capacity in millions of barrels) ⁽⁵⁾ | 109 | 110 | (1) | (1)% |
| Natural gas storage (average monthly working capacity in billions of cubic feet) | 66 | 63 | 3 | 5% |
| NGL fractionation (average volumes in thousands of barrels per day) | 129 | 144 | (15) | (10)% |
| Facilities segment total volumes (average monthly volumes in millions of barrels) ⁽⁶⁾ | 124 | 125 | (1) | (1)% |

** Indicates that variance as a percentage is not meaningful.

(1) Revenues and costs and expenses include intersegment amounts.

- (2) Segment general and administrative expenses reflect direct costs attributable to each segment and an allocation of other expenses to the segments. The proportional allocations by segment require judgment by management and are based on the business activities that exist during each period.
- (3) Represents adjustments included in the performance measure utilized by our CODM in the evaluation of segment results. See Note 21 to our Consolidated Financial Statements for additional discussion of such adjustments.
- (4) Average monthly volumes are calculated as total volumes for the year divided by the number of months in the year.
- (5) Includes volumes (attributable to our interest) from facilities owned by unconsolidated entities.
- (6) Facilities segment total volumes are calculated as the sum of: (i) liquids storage capacity; (ii) natural gas storage working capacity divided by 6 to account for the 6:1 mcf of natural gas to crude Btu equivalent ratio and further divided by 1,000 to convert to monthly volumes in millions; and (iii) NGL fractionation volumes multiplied by the number of days in the year and divided by the number of months in the year.

The following is a discussion of items impacting Facilities segment operating results.

Revenues, Purchases and Related Costs and Volumes. Variances in revenues, purchases and related costs, and average monthly volumes were primarily driven by the following:

- *Rail Terminals.* Revenues from our rail terminals decreased by \$33 million for the year ended December 31, 2020 compared to the year ended December 31, 2019, primarily due to decreased activity at certain of our rail terminals resulting from less favorable market conditions, as well as lower volumes due to voluntary shut-ins and curtailments of crude oil production by producers.
- *NGL Operations.* Revenues from our NGL operations decreased by \$21 million for the year ended December 31, 2020 compared to the year ended December 31, 2019, primarily due to the sale of certain NGL terminals in the fourth quarter of 2019 and the second quarter of 2020, net unfavorable foreign exchange impacts of approximately \$4 million and lower revenues from our NGL processing facilities. Such unfavorable impacts were partially offset by the favorable impact of the receipt of a deficiency payment in 2020 of approximately \$20 million upon the expiration of a multi-year contract.
- *Natural Gas and Condensate Processing.* Net revenues from our U.S. natural gas and condensate processing operations decreased by \$11 million for the year ended December 31, 2020 compared to the year ended December 31, 2019 primarily due to the unfavorable impact of a \$5 million payment to resolve a contractual dispute as well as a decrease in condensate processing volumes and rates.
- *Crude Oil Storage.* Revenues from our crude oil storage operations increased by \$33 million for the year ended December 31, 2020 compared to the year ended December 31, 2019, primarily due to the addition of an aggregate of approximately 3 million barrels of storage capacity at our Cushing, Oklahoma, St. James, Louisiana and Midland, Texas terminals and increased activity at certain of our Mid-Continent terminals. Additionally, the unfavorable impact on revenues from the sale of our Los Angeles Basin terminals in October 2020 was largely offset by increased spot activity at certain of these terminals during the first three quarters of 2020.

The increase in equity earnings over the comparative period was from our 50% interest in Eagle Ford Terminals, which owns a crude oil storage facility in Corpus Christi, Texas that was placed in service in September of 2019.

Field Operating Costs. The decrease in field operating costs for the year ended December 31, 2020 compared to the year ended December 31, 2019 was primarily due to (i) lower maintenance activities due to timing changes, (ii) reduced activity at our rail terminals and the divestiture of certain NGL terminals, (iii) reductions in compensation costs including the benefit of wage subsidies received by our Canadian subsidiary and (iv) lower property taxes. Such favorable impacts were partially offset by lower mark-to-market gains in the current period on fuel hedges (which impacts field operating costs but are excluded from Segment Adjusted EBITDA and thus are reflected as an "Adjustment" in the table above).

Maintenance Capital. The decrease in maintenance capital spending for the year ended December 31, 2020 compared to the year ended December 31, 2019 was primarily due to timing changes, the impact of asset sales, the completion of multi-year reliability improvement programs and application of updated regulatory guidance, among other factors.

Supply and Logistics Segment

Revenues from our Supply and Logistics segment activities reflect the sale of gathered and bulk-purchased crude oil, as well as sales of NGL volumes. Generally, our segment results are impacted by (i) increases or decreases in our Supply and Logistics segment volumes (which consist of lease gathering crude oil purchases volumes and NGL sales volumes), (ii) the overall strength, weakness and volatility of market conditions, including regional differentials, and (iii) the effects of competition on our lease gathering and NGL margins. In addition, the execution of our risk management strategies in conjunction with our assets can provide upside in certain markets.

The following tables set forth our operating results from our Supply and Logistics segment:

| Operating Results ⁽¹⁾ (in millions, except per barrel data) | Year Ended December 31, | | Variance | |
|---|-------------------------|-----------|-------------|-------|
| | 2020 | 2019 | \$ | % |
| Revenues | \$ 22,059 | \$ 32,276 | \$ (10,217) | (32)% |
| Purchases and related costs | (22,099) | (31,276) | 9,177 | 29 % |
| Field operating costs | (191) | (258) | 67 | 26 % |
| Segment general and administrative expenses ⁽²⁾ | (89) | (110) | 21 | 19 % |
| Adjustments ⁽³⁾ : | | | | |
| Losses from derivative activities net of inventory valuation adjustments | 484 | 173 | 311 | ** |
| Long-term inventory costing adjustments | 44 | (20) | 64 | ** |
| Deficiencies under minimum volume commitments, net | 1 | — | 1 | ** |
| Equity-indexed compensation expense | 4 | 4 | — | ** |
| Net (gain)/loss on foreign currency revaluation | (3) | 14 | (17) | ** |
| Segment Adjusted EBITDA | \$ 210 | \$ 803 | \$ (593) | (74)% |
| Maintenance capital | \$ 29 | \$ 29 | \$ — | — % |
| Segment Adjusted EBITDA per barrel | \$ 0.43 | \$ 1.61 | \$ (1.18) | (73)% |

| Average Daily Volumes ⁽⁴⁾ (in thousands of barrels per day) | Year Ended December 31, | | Variance | |
|---|-------------------------|-------|----------|-------|
| | 2020 | 2019 | Volume | % |
| Crude oil lease gathering purchases | 1,174 | 1,162 | 12 | 1 % |
| NGL sales | 144 | 207 | (63) | (30)% |
| Supply and Logistics segment total volumes | 1,318 | 1,369 | (51) | (4)% |

** Indicates that variance as a percentage is not meaningful.

- (1) Revenues and costs include intersegment amounts.
- (2) Segment general and administrative expenses reflect direct costs attributable to each segment and an allocation of other expenses to the segments. The proportional allocations by segment require judgment by management and are based on the business activities that exist during each period.
- (3) Represents adjustments included in the performance measure utilized by our CODM in the evaluation of segment results. See Note 21 to our Consolidated Financial Statements for additional discussion of such adjustments.
- (4) Average daily volumes are calculated as the total volumes for the period divided by the number of days in the period.

The following table presents the range of the NYMEX West Texas Intermediate ("WTI") benchmark price of crude oil (in dollars per barrel):

| During the Year Ended December 31, | NYMEX WTI Crude Oil Price | |
|------------------------------------|------------------------------|-------|
| | Low | High |
| 2020 | \$ (38) | \$ 63 |
| 2019 | \$ 46 | \$ 66 |

Our crude oil and NGL supply, logistics and distribution operations are not directly affected by the absolute level of prices. Because the commodities that we buy and sell are generally indexed to the same pricing indices for both sales and purchases, revenues and costs related to purchases will fluctuate with market prices. However, the margins related to those sales and purchases will not necessarily have a corresponding increase or decrease. Additionally, net revenues are impacted by net gains and losses from certain derivative activities during the periods.

Our NGL operations are sensitive to weather-related demand, particularly during the approximate five-month peak heating season of November through March, and temperature differences from period-to-period may have a significant effect on NGL demand and thus our financial performance.

Segment Adjusted EBITDA and Volumes. The following summarizes the significant items impacting our Supply and Logistics Segment Adjusted EBITDA:

- *Crude Oil Operations.* Net revenues from our crude oil operations decreased for year ended December 31, 2020 compared to the year ended December 31, 2019, primarily due to a combination of (i) less favorable crude oil differentials, particularly the differential between the value of crude oil in the Permian Basin compared to the Gulf Coast market and (ii) the impact of lower volumes in higher margin areas, partially offset by volume increases in lower margin areas. Such unfavorable impacts were partially offset by the favorable impact of contango market conditions during the last three quarters of 2020.
- *NGL Operations.* Net revenues from our NGL operations decreased for the year ended December 31, 2020 compared to the year ended December 31, 2019, primarily due to (i) warmer weather during the fourth quarter of 2020, (ii) weaker fractionation spreads between the price of natural gas and the extracted NGL, (iii) lower border flows through our straddle plants and (iv) the absence of the favorable impact from certain non-recurring items recorded in the second quarter of 2019.
- *Impact from Certain Derivative Activities, Net of Inventory Valuation Adjustments.* The impact from certain derivative activities on our net revenues includes mark-to-market and other gains and losses resulting from certain derivative instruments that are related to underlying activities in another period (or the reversal of mark-to-market gains and losses from a prior period), losses on derivatives that are related to investing activities (such as the purchase of linefill) and inventory valuation adjustments, as applicable. See Note 13 to our Consolidated Financial Statements for a comprehensive discussion regarding our derivatives and risk management activities. These gains and losses impact our net revenues but are excluded from Segment Adjusted EBITDA and thus are reflected as an "Adjustment" in the table above.
- *Long-Term Inventory Costing Adjustments.* Our net revenues are impacted by changes in the weighted average cost of our crude oil and NGL inventory pools that result from price movements during the periods. These costing adjustments related to long-term inventory necessary to meet our minimum inventory requirements in third-party assets and other working inventory that was needed for our commercial operations. We consider this inventory necessary to conduct our operations and we intend to carry this inventory for the foreseeable future. These costing adjustments impact our net revenues but are excluded from Segment Adjusted EBITDA and thus are reflected as an "Adjustment" in the table above.
- *Foreign Exchange Impacts.* Our net revenues are impacted by fluctuations in the value of CAD to USD, resulting in foreign exchange gains and losses on U.S. denominated net assets within our Canadian operations. These non-cash gains and losses impact our net revenues but are excluded from Segment Adjusted EBITDA and thus are reflected as an "Adjustment" in the table above.

- *Field Operating Costs.* The decrease in field operating costs for the year ended December 31, 2020 compared to the year ended December 31, 2019 was primarily driven by a decrease in long-haul third-party trucking costs and a decrease in company personnel and truck costs as more of our supply was connected to pipelines and taken off trucks.
- *Segment General and Administrative Expenses.* The decrease in segment general and administrative expenses for the year ended December 31, 2020 compared to the year ended December 31, 2019 was primarily driven by (i) lower compensation costs including the benefit of wage subsidies received by our Canadian subsidiary, (ii) decreased travel and entertainment costs, (iii) a decrease in equity-based compensation costs on liability-classified awards (which are not included as an "Adjustment" in the table above) due to a decrease in our common unit price and (iv) general cost reductions associated with exiting low margin, high administrative cost businesses.

Other Income and Expenses

Depreciation and Amortization

Depreciation and amortization expense increased for the year ended December 31, 2020 compared to the year ended December 31, 2019 largely driven by additional depreciation expense associated with acquired assets, the completion of various investment capital projects and a reduction in the useful lives of certain assets.

Gains/Losses on Asset Sales and Asset Impairments, Net

The net loss on asset sales and asset impairments for the year ended December 31, 2020 included (i) non-cash impairment losses on held and used assets of approximately \$541 million related to the write-down of (a) certain pipeline and other long-lived assets due to the current macroeconomic and geopolitical conditions including the collapse of oil prices driven by both the decrease in demand caused by the COVID-19 pandemic and excess supply, as well as changing market conditions and expected lower crude oil production in certain regions, and (b) idled or underutilized assets for which it has been determined that it is unlikely that opportunities will exist in the future to recover our investment in these assets and (ii) net losses of approximately \$178 million related to the sale of assets, including non-cash impairments recognized upon classification to assets held for sale.

The net loss on asset sales and asset impairments for the year ended December 31, 2019 was largely driven by a loss on the sale of a storage terminal in North Dakota. See Note 6 and Note 7 to our Consolidated Financial Statements for additional information regarding these asset impairments.

Goodwill Impairment Losses

During the first quarter of 2020, we recognized a goodwill impairment charge of \$2.5 billion, representing the entire balance of goodwill. See Note 8 to our Consolidated Financial Statements for additional information.

Gain on/(Impairment of) Investments in Unconsolidated Entities, Net

During the year ended December 31, 2020, we recognized losses of \$202 million related to the write-down of certain of our investments in unconsolidated entities. Additionally, we recognized a gain of \$21 million related to our sale of a 10% interest in Saddlehorn Pipeline Company, LLC.

During the year ended December 31, 2019, we recognized a non-cash gain of \$269 million related to a fair value adjustment resulting from the accounting for the contribution of our undivided joint interest in the Capline pipeline system for an equity interest in Capline Pipeline Company LLC. See Note 9 to our Consolidated Financial Statements for additional information regarding our unconsolidated entities.

Interest Expense

Interest expense is primarily impacted by:

- our weighted average debt balances;
- the level and maturity of fixed rate debt and interest rates associated therewith;
- market interest rates and our interest rate hedging activities; and
- interest capitalized on capital projects.

The following table summarizes the components impacting the interest expense variance (in millions, except percentages):

| | | Average LIBOR | Weighted Average Interest Rate ⁽¹⁾ | |
|---|--------|------------------|--|---|
| Interest expense for the year ended December 31, 2019 | \$ 425 | 2.2 % | 4.4 | % |
| Impact of lower capitalized interest | 10 | | | |
| Impact of borrowings under credit facilities and commercial paper program | 3 | | | |
| Impact of issuance and retirement of senior notes | (4) | | | |
| Other | 2 | | | |
| Interest expense for the year ended December 31, 2020 | \$ 436 | 0.5 % | 4.1 | % |

(1) Excludes commitment and other fees.

Interest expense increased for the year ended December 31, 2020 compared to the year ended December 31, 2019 primarily due to (i) a higher weighted average debt balance during 2020 driven by higher commercial paper and credit facility borrowings and (ii) lower capitalized interest in the 2020 period resulting from fewer capital projects under construction, partially offset by (iii) the impact from lower weighted average rates.

See Note 11 to our Consolidated Financial Statements for additional information regarding our debt activities during the periods presented.

Other Income, Net

The following table summarizes the components impacting Other income/(expense), net (in millions):

| | Year Ended December 31, | |
|--|-------------------------|-------|
| | 2020 | 2019 |
| Gain related to mark-to-market adjustment of our Preferred Distribution Rate Reset Option ⁽¹⁾ | \$ 20 | \$ 2 |
| Net gain on foreign currency revaluation ⁽²⁾ | 13 | 15 |
| Other | 6 | 7 |
| | \$ 39 | \$ 24 |

(1) See Note 13 to our Consolidated Financial Statements for additional information.

(2) The activity during 2020 was primarily related to the impact from the change in the USD to CAD exchange rate on the portion of our intercompany net investment that is not long-term in nature.

Income Tax (Expense)/Benefit

The decrease in current income tax expense for the year ended December 31, 2020 compared to the year ended December 31, 2019 was primarily due to lower taxable earnings from our Canadian operations. The increase in the deferred income tax benefit for the year ended December 31, 2020 compared to the year ended December 31, 2019 was primarily due to lower year-over-year income as impacted by fluctuations in the derivative mark-to-market valuations in our Canadian operations, partially offset by the recognition of a deferred tax benefit of approximately \$60 million during the second quarter of 2019 as a result of the reduction of the provincial tax rate in Alberta, Canada.

Liquidity and Capital Resources

General

Our primary sources of liquidity are (i) cash flow from operating activities (ii) borrowings under our credit facilities or commercial paper program and (iii) funds received from sales of equity and debt securities. In addition, we may supplement these sources of liquidity with proceeds from our divestiture program. Our primary cash requirements include, but are not limited to, (i) ordinary course of business uses, such as the payment of amounts related to the purchase of crude oil, NGL and other products, other expenses and interest payments on outstanding debt, (ii) investment and maintenance capital activities, (iii) acquisitions of assets or businesses, (iv) repayment of principal on our long-term debt and (v) distributions to our unitholders. In addition, we may use cash for repurchases of common equity. We generally expect to fund our short-term cash requirements through cash flow generated from operating activities and/or borrowings under our commercial paper program or credit facilities. In addition, we generally expect to fund our long-term needs, such as those resulting from investment capital activities or acquisitions and refinancing our long-term debt, through a variety of sources (either separately or in combination), which may include the sources mentioned above as funding for short-term needs and/or the issuance of additional equity or debt securities and the sale of assets.

As of December 31, 2020, although we had a working capital deficit of \$588 million, we had approximately \$2.2 billion of liquidity available to meet our ongoing operating, investing and financing needs, subject to continued covenant compliance, as noted below (in millions):

| | As of December 31, 2020 |
|---|----------------------------|
| Availability under senior unsecured revolving credit facility ⁽¹⁾⁽²⁾ | \$ 1,507 |
| Availability under senior secured hedged inventory facility ⁽¹⁾⁽²⁾ | 1,197 |
| Amounts outstanding under commercial paper program | (547) |
| Subtotal | 2,157 |
| Cash and cash equivalents | 22 |
| Total | \$ 2,179 |

(1) Represents availability prior to giving effect to borrowings outstanding under our commercial paper program, which reduce available capacity under the facilities.

(2) Available capacity under our senior unsecured revolving credit facility and senior secured hedged inventory facility was reduced by outstanding letters of credit of \$93 million and \$36 million, respectively.

Usage of our credit facilities, which provide the financial backstop for our commercial paper program, is subject to ongoing compliance with covenants, as discussed further below. Our borrowing capacity and borrowing costs are also impacted by our credit rating. See Item 1A. "Risk Factors—Risks Related to Our Business—Loss of our investment grade credit rating or the ability to receive open credit could negatively affect our borrowing costs, ability to purchase crude oil, NGL and natural gas supplies or to capitalize on market opportunities."

Current macroeconomic and geopolitical conditions including the collapse of oil prices driven by both the decrease in demand caused by the COVID-19 pandemic and excess supply has caused liquidity issues impacting many energy companies; however, we believe that we have, and will continue to have, the ability to access our commercial paper program and credit facilities, which we use to meet our short-term cash needs. We believe that our financial position remains strong and we have sufficient liquid assets, cash flow from operating activities and borrowing capacity under our credit agreements to meet our financial commitments, debt service obligations, contingencies and anticipated capital expenditures; however, extended disruptions in the financial markets and/or energy price volatility that adversely affect our business may have a materially adverse effect on our financial condition, results of operations or cash flows. See Item 1A. "Risk Factors" for further discussion regarding risks that may impact our liquidity and capital resources.

Credit Agreements, Commercial Paper Program and Indentures

We have three primary credit arrangements, which we use to meet our short-term cash needs. These include our \$1.6 billion senior unsecured revolving credit facility maturing in 2024, \$1.4 billion senior secured hedged inventory facility maturing in 2022 (excluding aggregate commitments of \$45 million, which mature in 2021) and \$3.0 billion unsecured commercial paper program that is backstopped by our revolving credit facility and our hedged inventory facility. Additionally, we have two \$100 million term loans. The credit agreements for our revolving credit facilities (which impact our ability to access our commercial paper program because they provide the financial backstop that supports our short-term credit ratings) and our term loans and the indentures governing our senior notes contain cross-default provisions. A default under our credit agreements or indentures would permit the lenders to accelerate the maturity of the outstanding debt. As long as we are in compliance with the provisions in our credit agreements, our ability to make distributions of available cash is not restricted. We were in compliance with the covenants contained in our credit agreements and indentures as of December 31, 2020.

Cash Flow from Operating Activities

The primary drivers of cash flow from operating activities are (i) the collection of amounts related to the sale of crude oil, NGL and other products, the transportation of crude oil and other products for a fee, and the provision of storage and terminalling services for a fee and (ii) the payment of amounts related to the purchase of crude oil, NGL and other products and other expenses, principally field operating costs, general and administrative expenses and interest expense.

Cash flow from operating activities can be materially impacted by the storage of crude oil in periods of a contango market, when the price of crude oil for future deliveries is higher than current prices. In the month we pay for the stored crude oil, we borrow under our credit facilities or commercial paper program (or use cash on hand) to pay for the crude oil, which negatively impacts operating cash flow. Conversely, cash flow from operating activities increases during the period in which we collect the cash from the sale of the stored crude oil. Similarly, the level of NGL and other product inventory stored and held for resale at period end affects our cash flow from operating activities.

In periods when the market is not in contango, we typically sell our crude oil during the same month in which we purchase it and we do not rely on borrowings under our credit facilities or commercial paper program to pay for the crude oil. During such market conditions, our accounts payable and accounts receivable generally move in tandem as we make payments and receive payments for the purchase and sale of crude oil in the same month, which is the month following such activity. In periods during which we build inventory, regardless of market structure, we may rely on our credit facilities or commercial paper program to pay for the inventory. In addition, we use derivative instruments to manage the risks associated with the purchase and sale of our commodities. Therefore, our cash flow from operating activities may be impacted by the margin deposit requirements related to our derivative activities. See Note 13 to our Consolidated Financial Statements for a discussion regarding our derivatives and risk management activities.

Net cash provided by operating activities for the years ended December 31, 2020, 2019 and 2018 was approximately \$1.5 billion, \$2.5 billion and \$2.6 billion, respectively, and primarily resulted from earnings from our operations. Additionally, as discussed further below, changes during these periods in our inventory levels and associated margin balances required as part of our hedging activities impacted our cash flow from operating activities.

During 2020, we increased the volume of both our crude oil inventory to be stored during the contango market and our NGL inventory in anticipation of the 2020-2021 heating season as well as the margin balances required as part of our hedging activities, all of which was funded by short-term debt. The cash outflows associated with these activities were partially offset by lower prices for inventory purchased and stored at the end of the current period compared to the end of 2019. Cash provided by operating activities was favorably impacted by cash received for transactions for which the revenue has been deferred pending the completion of future performance obligations. See Note 3 to our Consolidated Financial Statements for additional information.

During 2019, our cash provided by operating activities was positively impacted by the proceeds from the sale of NGL and crude oil inventory that we held and also by the lower weighted average price of NGL inventory compared to prior year amounts.

During 2018, our cash provided by operating activities was favorably impacted by approximately \$250 million of cash received for transactions for which the revenue has been deferred pending the completion of future performance obligations. The favorable impact was partially offset by an increase in the volume of crude oil inventory that we held, which was funded from earnings from our operations and proceeds from asset sales.

Investing Activities

In addition to our operating needs discussed above, we also use cash for our investment capital projects, maintenance capital activities and acquisition activities. Historically, we have financed these expenditures primarily with cash generated by operating activities discussed in "—Cash Flow from Operating Activities" above and the financing activities discussed in "—Financing Activities" below. In recent years, we have also used proceeds from our divestiture program, as discussed further below. We have made and will continue to make capital expenditures for investment capital projects, maintenance activities and acquisitions. However, in the near term, we do not plan to issue common equity to fund such activities.

Capital Expenditures

The following table summarizes our expenditures for acquisition capital, investment capital and maintenance capital (in millions):

| | Year Ended December 31, | | |
|---|-------------------------|-----------------|-----------------|
| | 2020 | 2019 | 2018 |
| Investment capital ⁽¹⁾⁽²⁾⁽³⁾ | \$ 921 | \$ 1,340 | \$ 1,888 |
| Maintenance capital ⁽¹⁾ | 216 | 287 | 252 |
| Acquisition capital ⁽⁴⁾ | 310 | 50 | — |
| | <u>\$ 1,447</u> | <u>\$ 1,677</u> | <u>\$ 2,140</u> |

(1) Capital expenditures made to expand the existing operating and/or earnings capacity of our assets are classified as "Investment capital." Capital expenditures for the replacement and/or refurbishment of partially or fully depreciated assets in order to maintain the operating and/or earnings capacity of our existing assets are classified as "Maintenance capital."

(2) "Investment capital" was previously termed "expansion capital." We consider the term "investment capital" to be more descriptive.

(3) Includes contributions to unconsolidated entities, accounted for under the equity method of accounting, related to investment capital projects by such entities.

(4) Acquisition capital for 2020 primarily includes a crude oil gathering system located in the Delaware Basin.

Investment Capital Projects

Our investment capital programs consist of investments in midstream infrastructure projects that build upon our core assets and operations. For the years presented, substantially all of the investment capital was invested in our fee-based Transportation and Facilities segments. The majority of this investment capital consists of highly-contracted projects that complement our broader system capabilities and support the long-term needs of the upstream and downstream sectors of the industry value chain. The following table summarizes our investment in capital projects (in millions):

| Projects | Year Ended December 31, | | |
|--|-------------------------|-----------------|-----------------|
| | 2020 | 2019 | 2018 |
| Permian Basin Takeaway Pipeline Projects ⁽¹⁾⁽²⁾ | \$ 292 | \$ 440 | \$ 880 |
| Complementary Permian Basin Projects ⁽¹⁾ | 200 | 503 | 671 |
| Long-Haul Pipeline Projects (Non-Permian) ⁽¹⁾ | 195 | 98 | 20 |
| Selected Facilities/Downstream Projects ⁽³⁾ | 115 | 93 | 62 |
| Other Projects | 119 | 206 | 255 |
| Total | <u>\$ 921</u> | <u>\$ 1,340</u> | <u>\$ 1,888</u> |

(1) These projects will continue into 2021. See "—2021 Investment Capital Projects below."

(2) Represents pipeline projects with takeaway capacity out of the Permian Basin, including (i) our 16% interest in Wink to Webster Pipeline and (ii) our 65% interest in the Cactus II Pipeline.

(3) Includes projects at our St. James and Cushing terminals.

2021 Investment Capital Projects. In April 2020, in response to the current dynamic and uncertain market conditions, we announced our plan to significantly reduce and continue to challenge our capital program. The majority of our 2021 investment capital program will be invested in our fee-based Transportation and Facilities segments. We expect that our investments will have minimal contributions to our 2021 results, but will provide growth for 2022 and beyond. Our 2021 capital program includes the following projects as of February 2021 with the estimated cost for the entire year (in millions):

| Projects | 2021 |
|---|---------------|
| Permian Basin Takeaway Pipeline Projects | \$ 140 |
| Long-Haul Pipeline Projects (Non-Permian) | 115 |
| Complementary Permian Basin Projects | 85 |
| Selected Facilities/Downstream Projects | 50 |
| Other Projects | 35 |
| Total Projected 2021 Investment Capital | <u>\$ 425</u> |

Divestitures

We continue to evaluate potential sales of non-core assets and/or sales of partial interests in assets to strategic joint venture partners. The following table summarizes the proceeds received for sales of such assets, which were previously reported in our Transportation and Facilities segments:

| | Year Ended December 31, | | |
|---|-------------------------|--------|----------|
| | 2020 | 2019 | 2018 |
| Proceeds from divestitures ⁽¹⁾ | \$ 451 | \$ 205 | \$ 1,334 |

(1) Includes proceeds from (i) a multi-year supply agreement related to the sale of certain NGL terminals in April 2020 and (ii) our formation of Red River Pipeline Company LLC in May 2019. See Note 7 and Note 12 to our Consolidated Financial Statements for additional information.

Proceeds from asset sales were used to fund our investment capital projects and reduce debt levels. See Note 7 to our Consolidated Financial Statements for additional detail regarding our divestiture transactions.

Ongoing Activities Related to Strategic Transactions

We are continuously engaged in the evaluation of potential transactions that support our current business strategy. While in the past such transactions have included acquisitions and large capital projects, consistent with our current strategic focus on capital discipline, leverage reduction, portfolio optimization and free cash flow generation, we are currently primarily focused on evaluating whether we should (i) sell assets that we regard as non-core or that we believe might be a better fit with the business and/or assets of a third-party buyer or (ii) sell partial interests in assets to strategic joint venture partners, in each case to optimize our asset portfolio and strengthen our balance sheet and leverage metrics. With respect to a potential divestiture, we may also conduct an auction process or may negotiate a transaction with one or a limited number of potential buyers. Such transactions could involve assets that, if sold or put into a joint venture or joint ownership arrangement, could have a material effect on our financial condition and results of operations.

We typically do not announce a transaction until after we have executed a definitive agreement. However, in certain cases in order to protect our business interests or for other reasons, we may defer public announcement of a transaction until closing or a later date. Past experience has demonstrated that discussions and negotiations regarding a potential transaction can advance or terminate in a short period of time. Moreover, the closing of any transaction for which we have entered into a definitive agreement may be subject to customary and other closing conditions, which may not ultimately be satisfied or waived. Accordingly, we can give no assurance that our current or future efforts with respect to any such transactions will be successful, and we can provide no assurance that our financial expectations with respect to such transactions will ultimately be realized. See Item 1A. "Risk Factors—Risks Related to Our Business—Divestitures, joint ventures, joint ownership arrangements and acquisitions involve risks that may adversely affect our business."

Financing Activities

Our financing activities primarily relate to funding investment capital projects, acquisitions and refinancing of our debt maturities, as well as short-term working capital (including borrowings for NYMEX and ICE margin deposits) and hedged inventory borrowings related to our NGL business and contango market activities.

Borrowings and Repayments Under Credit Arrangements

During the year ended December 31, 2020, we had net borrowings under our credit facilities and commercial paper program of \$296 million. The net borrowings resulted primarily from borrowings during the period related to funding needs for inventory purchases and general partnership purposes.

During the year ended December 31, 2019, we had net borrowings under our credit facilities and commercial paper program of \$418 million. The net borrowings resulted primarily from borrowings during the period related to funding needs for general partnership purposes.

During the year ended December 31, 2018, we had net repayments on our credit facilities and commercial paper program of \$901 million. The net repayments resulted primarily from cash flow from operating activities and proceeds from asset sales, which offset borrowings during the period related to funding needs for capital investments, inventory purchases and other general partnership purposes.

In August 2018, we entered into an agreement for two \$100 million term loans from the remarketing of our two \$100 million bonds. The purchasers of the two term loans have the right to put, at par, the term loans in July 2023. The bonds mature by their terms in May 2032 and August 2035, respectively. See Note 11 to our Consolidated Financial Statements for additional information.

Senior Notes

Issuances of Senior Notes. During 2020 and 2019, we issued senior unsecured notes as summarized in the table below (in millions):

| Year | Description | Maturity | Face Value | Gross Proceeds ⁽¹⁾ | Net Proceeds ⁽²⁾ |
|------|--|----------------|------------|-------------------------------|-----------------------------|
| 2020 | 3.80% Senior Notes issued at 99.794% of face value | September 2030 | \$ 750 | \$ 748 | \$ 742 ⁽³⁾ |
| 2019 | 3.55% Senior Notes issued at 99.801% of face value | December 2029 | \$ 1,000 | \$ 998 | \$ 989 ⁽⁴⁾ |

(1) Face value of notes less the applicable premium or discount (before deducting for initial purchaser discounts, commissions and offering expenses).

(2) Face value of notes less the applicable premium or discount, initial purchaser discounts, commissions and offering expenses.

(3) We used the net proceeds from the offering to repay the principal amounts of our 5.00% senior notes due February 2021.

(4) We used the net proceeds from the offering to partially repay the principal amounts of our 2.60% senior notes due December 2019 and 5.75% senior notes due January 2020 and for general partnership purposes.

Repayments of Senior Notes. During 2020 and 2019, we repaid the following senior unsecured notes in full (in millions):

| Year | Description | Repayment Date | |
|------|--|----------------|-----|
| 2020 | \$600 million 5.00% Senior Notes due February 2021 | November 2020 | (1) |
| 2019 | \$500 million 2.60% Senior Notes due December 2019 | November 2019 | (2) |
| 2019 | \$500 million 5.75% Senior Notes due January 2020 | December 2019 | (2) |

(1) We repaid these senior notes with proceeds from our 3.80% senior notes issued in June 2020 and cash on hand.

(2) We repaid these senior notes with proceeds from our 3.55% senior notes issued in September 2019 and cash on hand. Additionally, during the year ended December 31, 2020, we repurchased \$17 million of our outstanding senior notes on the open market and recognized a gain of \$3 million on these transactions.

Registration Statements

We periodically access the capital markets for both equity and debt financing. We have filed with the SEC a universal shelf registration statement that, subject to effectiveness at the time of use, allows us to issue up to an aggregate of \$1.1 billion of debt or equity securities ("Traditional Shelf"). We did not conduct any offerings under our Traditional Shelf during the years ended December 31, 2020, 2019 or 2018. At December 31, 2020, we had approximately \$1.1 billion of unsold securities available under the Traditional Shelf. We also have access to a universal shelf registration statement ("WKSI Shelf"), which provides us with the ability to offer and sell an unlimited amount of debt and equity securities, subject to market conditions and our capital needs. The offering of our \$750 million, 3.80% senior notes in June 2020 was conducted under our WKSI Shelf.

Common Equity Repurchase Program

In November 2020, the board of directors of PAGP GP approved a \$500 million common equity repurchase program (the "Program") to be utilized as an additional method of returning capital to investors. The Program authorizes the repurchase from time to time of up to \$500 million of our common units and/or PAGP Class A shares via open market purchases or negotiated transactions conducted in accordance with applicable regulatory requirements. Ultimately, the amount, timing and pace of potential repurchase activity will be determined by a number of factors, including market conditions, our financial performance and flexibility, actual and expected Free Cash Flow after distributions, the absolute and relative equity prices of our common units and PAGP Class A shares, and the extent to which we are positioned to achieve and maintain our targeted leverage ratio. No time limit has been set for completion of the Program, and the Program may be suspended or discontinued at any time. The Program does not obligate us or PAGP to acquire a particular number of common units or PAGP Class A shares. Any common units or PAGP Class A shares that are repurchased will be canceled.

We repurchased 6.2 million common units under the Program through open market purchases that settled during the year ended December 31, 2020. The total purchase price of these repurchases was \$50 million, including commissions and fees. The remaining available capacity under the Program as of December 31, 2020 was \$450 million. Additionally, we repurchased 350,000 common units under the Program for \$3 million through open market purchases at the end of December 2020 that settled in January 2021.

Distributions to Our Unitholders

In accordance with our partnership agreement, after making distributions to holders of our outstanding preferred units, we distribute the remainder of our available cash to our common unitholders of record within 45 days following the end of each quarter. Available cash is generally defined as all of our cash and cash equivalents on hand at the end of each quarter less reserves established in the discretion of our general partner for future requirements. Our levels of financial reserves are established by our general partner and include reserves for the proper conduct of our business (including future capital expenditures and anticipated credit needs), compliance with law or contractual obligations and funding of future distributions to our Series A and Series B preferred unitholders. Our available cash also includes cash on hand resulting from borrowings made after the end of the quarter. See Item 5. "Market for Registrant's Common Units, Related Unitholder Matters and Issuer Purchases of Equity Securities—Cash Distribution Policy" for additional discussion regarding distributions.

In response to the challenging near-term market conditions, we took steps to further strengthen our balance sheet, liquidity and long-term financial flexibility. In this regard, beginning with the May 2020 distribution, we reduced our distribution per common unit by 50% versus the distribution per common unit paid in February 2020, which reflects a reduction of \$525 million on an annualized basis. See "—Executive Summary—Recent Events and Outlook" for further discussion.

Distributions to our Series A preferred unitholders. Holders of our Series A preferred units are entitled to receive quarterly distributions, subject to customary anti-dilution adjustments, of \$0.525 per unit (\$2.10 per unit annualized). Subject to certain limitations, following January 28, 2021, the holders of our Series A preferred units may make a one-time election to reset the distribution rate. See Note 12 to our Consolidated Financial Statements for additional information.

Distributions to our Series B preferred unitholders. Holders of our Series B preferred units are entitled to receive, when, as and if declared by our general partner out of legally available funds for such purpose, cumulative cash distributions, as applicable. Through and including November 15, 2022, holders are entitled to a distribution equal to \$61.25 per unit per year, payable semiannually in arrears on the 15th day of May and November. See Note 12 to our Consolidated Financial Statements for further discussion of our Series B preferred units, including distribution rates and payment dates after November 15, 2022.

Distributions to our common unitholders. On February 12, 2021, we paid a quarterly distribution of \$0.18 per common unit (\$0.72 per common unit on an annualized basis). The total distribution of \$130 million was paid to common unitholders of record as of January 29, 2021, with respect to the quarter ended December 31, 2020. See Note 12 to our Consolidated Financial Statements for details of distributions paid during the three years ended December 31, 2020.

Liquidity Measures

Management uses the non-GAAP financial measures Free Cash Flow and Free Cash Flow After Distributions to assess the amount of cash that is available for distributions, debt repayments, common equity repurchases and other general partnership purposes. Free Cash Flow is defined as Net Cash Provided by Operating Activities, less Net Cash Used in Investing Activities, which primarily includes acquisition, investment and maintenance capital expenditures, investments in unconsolidated entities and the impact from the purchase and sale of linefill and base gas, net of proceeds from the sales of assets and further impacted by distributions to, contributions from and proceeds from the sale of noncontrolling interests. Free Cash Flow is further reduced by cash distributions paid to our preferred and common unitholders to arrive at Free Cash Flow After Distributions.

The following table sets forth the reconciliation of the non-GAAP financial liquidity measures Free Cash Flow and Free Cash Flow After Distributions from Net Cash Provided by Operating Activities (in millions):

| | Year Ended December 31, | | |
|---|-------------------------|----------|----------|
| | 2020 | 2019 | 2018 |
| Net cash provided by operating activities | \$ 1,514 | \$ 2,504 | \$ 2,608 |
| Adjustments to reconcile net cash provided by operating activities to free cash flow: | | | |
| Net cash used in investing activities | (1,093) | (1,765) | (813) |
| Cash contributions from noncontrolling interests | 12 | — | — |
| Cash distributions paid to noncontrolling interests ⁽¹⁾ | (10) | (6) | — |
| Sale of noncontrolling interest in a subsidiary | — | 128 | — |
| Free cash flow | \$ 423 | \$ 861 | \$ 1,795 |
| Cash distributions ⁽²⁾ | (853) | (1,202) | (1,032) |
| Free cash flow after distributions | \$ (430) | \$ (341) | \$ 763 |

(1) Cash distributions paid during the period presented.

(2) Cash distributions paid to our preferred and common unitholders during the period presented.

Contingencies

For a discussion of contingencies that may impact us, see Note 19 to our Consolidated Financial Statements.

Commitments

Contractual Obligations. In the ordinary course of doing business, we purchase crude oil and NGL from third parties under contracts, the majority of which range in term from thirty-day evergreen to five years, with a limited number of contracts with remaining terms extending up to 14 years. We establish a margin for these purchases by entering into various types of physical and financial sale and exchange transactions through which we seek to maintain a position that is substantially balanced between purchases on the one hand and sales and future delivery obligations on the other. The table below includes purchase obligations related to these activities. Where applicable, the amounts presented represent the net obligations associated with our counterparties (including giving effect to netting buy/sell contracts and those subject to a net settlement arrangement). We do not expect to use a significant amount of internal capital to meet these obligations, as the obligations will be funded by corresponding sales to entities that we deem creditworthy or who have provided credit support we consider adequate.

The following table includes our best estimate of the amount and timing of these payments as well as other amounts due under the specified contractual obligations as of December 31, 2020 (in millions):

| | 2021 | 2022 | 2023 | 2024 | 2025 | Thereafter | Total |
|---|-----------|-----------|-----------|-----------|----------|------------|-----------|
| Long-term debt and related interest payments ⁽¹⁾ | \$ 406 | \$ 1,183 | \$ 1,662 | \$ 1,083 | \$ 1,300 | \$ 8,337 | \$ 13,971 |
| Leases ⁽²⁾ | 108 | 100 | 77 | 63 | 49 | 304 | 701 |
| Other obligations ⁽³⁾ | 542 | 368 | 325 | 281 | 254 | 934 | 2,704 |
| Subtotal | 1,056 | 1,651 | 2,064 | 1,427 | 1,603 | 9,575 | 17,376 |
| Crude oil, NGL and other purchases ⁽⁴⁾ | 11,565 | 10,353 | 9,643 | 9,035 | 7,507 | 26,845 | 74,948 |
| Total | \$ 12,621 | \$ 12,004 | \$ 11,707 | \$ 10,462 | \$ 9,110 | \$ 36,420 | \$ 92,324 |

- (1) Includes debt service payments, interest payments due on senior notes and the commitment fee on assumed available capacity under our credit facilities, as well as long-term borrowings under our credit agreements and commercial paper program, if any. Although there may be short-term borrowings under our credit agreements and commercial paper program, we historically repay and borrow at varying amounts. As such, we have included only the maximum commitment fee (as if no short-term borrowings were outstanding on the credit agreements or commercial paper program) in the amounts above. For additional information regarding our debt obligations, see Note 11 to our Consolidated Financial Statements.
- (2) Includes both operating and finance leases as defined by FASB guidance. Leases are primarily for (i) railcars, (ii) land, (iii) office space, (iv) storage tanks, (v) tractor trailers and (vi) vehicles. See Note 14 to our Consolidated Financial Statements for additional information.
- (3) Includes (i) other long-term liabilities, (ii) storage, processing and transportation agreements (including certain agreements for which the amount and timing of expected payments is subject to the completion of underlying construction projects), (iii) certain rights-of-way easements and (iv) noncancelable commitments related to our investment capital projects, including projected contributions for our share of the capital spending of our equity method investments. The storage, processing and transportation agreements include approximately \$2.0 billion associated with agreements to store crude oil at facilities and transport crude oil on pipelines owned by equity method investees at posted tariff rates or prices that we believe approximate market. A portion of our commitment to transport is supported by crude oil buy/sell or other agreements with third parties with commensurate quantities.
- (4) Amounts are primarily based on estimated volumes and market prices based on average activity during December 2020. The actual physical volume purchased and actual settlement prices will vary from the assumptions used in the table. Uncertainties involved in these estimates include levels of production at the wellhead, weather conditions, changes in market prices and other conditions beyond our control.

Letters of Credit. In connection with supply and logistics activities, we provide certain suppliers with irrevocable standby letters of credit to secure our obligation for the purchase and transportation of crude oil, NGL and natural gas. Our liabilities with respect to these purchase obligations are recorded in accounts payable on our balance sheet in the month the product is purchased. Generally, these letters of credit are issued for periods of up to seventy days and are terminated upon completion of each transaction. Additionally, we issue letters of credit to support insurance programs, derivative transactions, including hedging-related margin obligations, and construction activities. At December 31, 2020 and 2019, we had outstanding letters of credit of approximately \$129 million and \$157 million, respectively.

Off-Balance Sheet Arrangements

We have no off-balance sheet arrangements as defined by Item 303 of Regulation S-K.

Investments in Unconsolidated Entities

We have invested in entities that are not consolidated in our financial statements. Certain of these entities are borrowers under credit facilities. We are neither a co-borrower nor a guarantor under any facilities of such entities. We may elect at any time to make additional capital contributions to any of these entities. The following table sets forth selected information regarding these entities as of December 31, 2020 (unaudited, dollars in millions):

| Entity | Type of Operation | Our Ownership Interest | Total Entity Assets | Total Cash and Restricted Cash | Total Entity Debt |
|---|--|------------------------|---------------------|--------------------------------|-------------------|
| BridgeTex Pipeline Company, LLC | Crude Oil Pipeline | 20% | \$ 856 | \$ 35 | \$ — |
| Cactus II Pipeline LLC | Crude Oil Pipeline ⁽¹⁾ | 65% | \$ 1,167 | \$ 44 | \$ — |
| Capline Pipeline Company LLC | Crude Oil Pipeline | 54% | \$ 1,217 | \$ 16 | \$ — |
| Diamond Pipeline LLC | Crude Oil Pipeline ⁽¹⁾ | 50% | \$ 951 | \$ 8 | \$ — |
| Eagle Ford Pipeline LLC | Crude Oil Pipeline ⁽¹⁾ | 50% | \$ 808 | \$ 33 | \$ — |
| Eagle Ford Terminals Corpus Christi LLC | Crude Oil Terminal and Dock ⁽¹⁾ | 50% | \$ 220 | \$ 4 | \$ — |
| Red Oak Pipeline LLC | Crude Oil Pipeline | 50% | \$ 205 | \$ — | \$ — |
| Saddlehorn Pipeline Company, LLC | Crude Oil Pipeline | 30% | \$ 662 | \$ 40 | \$ — |
| STACK Pipeline LLC | Crude Oil Pipeline ⁽¹⁾ | 50% | \$ 146 | \$ 1 | \$ — |
| White Cliffs Pipeline, LLC | Crude Oil Pipeline | 36% | \$ 518 | \$ 24 | \$ — |
| Wink to Webster Pipeline LLC | Crude Oil Pipeline | 16% | \$ 2,068 | \$ 68 | \$ — |
| Other investments | | | \$ 531 | \$ 49 | \$ 3 |

⁽¹⁾ We serve as operator of the asset.

Item 7A. Quantitative and Qualitative Disclosures About Market Risk

We are exposed to various market risks, including (i) commodity price risk, (ii) interest rate risk and (iii) currency exchange rate risk. We use various derivative instruments to manage such risks and, in certain circumstances, to realize incremental margin during volatile market conditions. Our risk management policies and procedures are designed to help ensure that our hedging activities address our risks by monitoring our exchange-cleared and over-the-counter positions, as well as physical volumes, grades, locations, delivery schedules and storage capacity. The board of directors of PAGP GP, acting through the Audit Committee, retains a general oversight role with respect to the management of these risks while management is directly responsible for our risk management activities. The Audit Committee has authorized the formation of a Risk Management Committee composed of senior members of management that oversees and works with our risk management function to ensure that we are in compliance with our risk policies and procedures and that we maintain related controls around commercial activities and certain aspects of corporate risk management. Our Risk Management Committee also approves all new risk management strategies through a formal process. The following discussion addresses each category of risk.

Commodity Price Risk

We use derivative instruments to hedge price risk associated with the following commodities:

- Crude oil

We utilize crude oil derivatives to hedge commodity price risk inherent in our Supply and Logistics and Transportation segments. Our objectives for these derivatives include hedging anticipated purchases and sales, stored inventory and basis differentials. We manage these exposures with various instruments including futures, forwards, swaps and options.

- Natural gas

We utilize natural gas derivatives to hedge commodity price risk inherent in our Supply and Logistics and Facilities segments. Our objectives for these derivatives include hedging anticipated purchases of natural gas. We manage these exposures with various instruments including futures, swaps and options.

- NGL and other

We utilize NGL derivatives, primarily propane and butane derivatives, to hedge commodity price risk inherent in our Supply and Logistics segment. Our objectives for these derivatives include hedging anticipated purchases and sales and stored inventory. We manage these exposures with various instruments including futures, forwards, swaps and options.

See Note 13 to our Consolidated Financial Statements for further discussion regarding our hedging strategies and objectives.

The fair value of our commodity derivatives and the change in fair value as of December 31, 2020 that would be expected from a 10% price increase or decrease is shown in the table below (in millions):

| | Fair Value | Effect of 10% Price Increase | Effect of 10% Price Decrease |
|------------------|-----------------|---------------------------------|---------------------------------|
| Crude oil | \$ (158) | \$ (86) | \$ 88 |
| Natural gas | 1 | \$ 9 | \$ (9) |
| NGL and other | (144) | \$ (47) | \$ 47 |
| Total fair value | <u>\$ (301)</u> | | |

The fair values presented in the table above reflect the sensitivity of the derivative instruments only and do not include the effect of the underlying hedged commodity. Price-risk sensitivities were calculated by assuming an across-the-board 10% increase or decrease in price regardless of term or historical relationships between the contractual price of the instruments and the underlying commodity price. In the event of an actual 10% change in near-term commodity prices, the fair value of our derivative portfolio would typically change less than that shown in the table as changes in near-term prices are not typically mirrored in delivery months further out.

Interest Rate Risk

Our use of variable rate debt and any forecasted issuances of fixed rate debt expose us to interest rate risk. Therefore, from time to time, we use interest rate derivatives to hedge interest rate risk associated with anticipated interest payments and, in certain cases, outstanding debt instruments. All of our senior notes are fixed rate notes and thus are not subject to interest rate risk. Our variable rate debt outstanding at December 31, 2020, approximately \$914 million, was subject to interest rate re-sets that generally range from one day to approximately one month. The average interest rate on variable rate debt that was outstanding during the year ended December 31, 2020 was 1.4%, based upon rates in effect during the year. The fair value of our interest rate derivatives was an asset of \$46 million as of December 31, 2020. A 10% increase in the forward LIBOR curve as of December 31, 2020 would have resulted in an increase of \$15 million to the fair value of our interest rate derivatives. A 10% decrease in the forward LIBOR curve as of December 31, 2020 would have resulted in a decrease of \$15 million to the fair value of our interest rate derivatives. See Note 13 to our Consolidated Financial Statements for a discussion of our interest rate risk hedging activities.

Currency Exchange Rate Risk

We use foreign currency derivatives to hedge foreign currency exchange rate risk associated with our exposure to fluctuations in the USD-to-CAD exchange rate. Because a significant portion of our Canadian business is conducted in CAD we use certain financial instruments to minimize the risks of unfavorable changes in exchange rates. These instruments include foreign currency exchange contracts, forwards and options. The fair value of our foreign currency derivatives was an asset of \$2 million as of December 31, 2020. A 10% increase in the exchange rate (USD-to-CAD) would have resulted in a decrease of \$3 million to the fair value of our foreign currency derivatives. A 10% decrease in the exchange rate (USD-to-CAD) would have resulted in an increase of \$3 million to the fair value of our foreign currency derivatives. See Note 13 to our Consolidated Financial Statements for a discussion of our currency exchange rate risk hedging.

Preferred Distribution Rate Reset Option

The Preferred Distribution Rate Reset Option of our Series A preferred units is an embedded derivative that must be bifurcated from the related host contract, our partnership agreement, and recorded at fair value in our Consolidated Balance Sheets. The valuation model utilized for this embedded derivative contains inputs including our common unit price, ten-year United States treasury rates, default probabilities and timing estimates to ultimately calculate the fair value of our Series A preferred units with and without the Preferred Distribution Rate Reset Option. The fair value of this embedded derivative was a liability of \$14 million as of December 31, 2020. A 10% increase or decrease in the fair value would have an impact of \$1 million. See Note 13 to our Consolidated Financial Statements for a discussion of embedded derivatives.

Item 8. Financial Statements and Supplementary Data

See "Index to the Consolidated Financial Statements" on page F-1.

Item 9. Changes In and Disagreements With Accountants on Accounting and Financial Disclosure

None.

Item 9A. Controls and Procedures

Disclosure Controls and Procedures

We maintain written disclosure controls and procedures, which we refer to as our "DCP." Our DCP is designed to ensure that information required to be disclosed by us in reports that we file under the Securities Exchange Act of 1934 (the "Exchange Act") is (i) recorded, processed, summarized and reported within the time periods specified in the SEC's rules and forms, and (ii) accumulated and communicated to management, including our Chief Executive Officer and Chief Financial Officer, to allow for timely decisions regarding required disclosure.

Applicable SEC rules require an evaluation of the effectiveness of our DCP. Management, under the supervision and with the participation of our Chief Executive Officer and Chief Financial Officer, has evaluated the effectiveness of our DCP as of December 31, 2020, the end of the period covered by this report, and, based on such evaluation, our Chief Executive Officer and Chief Financial Officer have concluded that our DCP is effective.

Internal Control over Financial Reporting

Management is responsible for establishing and maintaining adequate internal control over financial reporting. "Internal control over financial reporting" is a process designed by, or under the supervision of, our Chief Executive Officer and our Chief Financial Officer, and effected by our Board of Directors, management and other personnel, to provide reasonable assurance regarding the reliability of financial reporting and the preparation of financial statements for external purposes in accordance with GAAP. Our management, including our Chief Executive Officer and our Chief Financial Officer, has evaluated the effectiveness of our internal control over financial reporting as of December 31, 2020. See "Management's Report on Internal Control Over Financial Reporting" on page F-2 of our Consolidated Financial Statements.

Our independent registered public accounting firm, PricewaterhouseCoopers LLP, assessed the effectiveness of our internal control over financial reporting, as stated in the firm's report. See "Report of Independent Registered Public Accounting Firm" on page F-3 of our Consolidated Financial Statements.

Changes in Internal Control over Financial Reporting

There have been no changes in our internal control over financial reporting during the fourth quarter of 2020 that have materially affected, or are reasonably likely to materially affect, our internal control over financial reporting.

Certifications

The certifications of our Chief Executive Officer and Chief Financial Officer pursuant to Exchange Act Rules 13a-14(a) and 15d-14(a) are filed with this report as Exhibits 31.1 and 31.2. The certifications of our Chief Executive Officer and Chief Financial Officer pursuant to 18 U.S.C. 1350 are furnished with this report as Exhibits 32.1 and 32.2.

Item 9B. Other Information

There was no information that was required to be disclosed in a report on Form 8-K during the fourth quarter of 2020 that has not previously been reported.

PART III

Item 10. Directors and Executive Officers of Our General Partner and Corporate Governance

The information required by this item will be set forth in the Proxy Statement for our 2021 Annual Meeting, which will be filed with the SEC within 120 days after the end of the fiscal year ended December 31, 2020, and is incorporated herein by reference thereto.

Directors and Executive Officers

As of the date of filing this report, the following individuals were serving as our executive officers and/or directors:

| Name | Principal Occupation or Employment |
|--------------------------------------|---|
| Willie Chiang ⁽¹⁾⁽²⁾ | Chairman of the Board and Chief Executive Officer |
| Harry N. Pefanis ⁽¹⁾⁽²⁾ | President and Chief Commercial Officer |
| Chris R. Chandler ⁽¹⁾ | Executive Vice President and Chief Operating Officer |
| Al Swanson ⁽¹⁾ | Executive Vice President and Chief Financial Officer |
| Jeremy L. Goebel ⁽¹⁾ | Executive Vice President - Commercial |
| Richard K. McGee ⁽¹⁾ | Executive Vice President, General Counsel and Secretary |
| Chris Herbold ⁽¹⁾ | Senior Vice President and Chief Accounting Officer |
| Greg L. Armstrong ⁽²⁾ | Senior Advisor to the Chief Executive Officer (former Chairman and Chief Executive Officer) |
| Victor Burk ⁽²⁾ | Managing Director, Alvarez and Marsal |
| Kevin McCarthy ⁽²⁾ | Vice Chairman, Kayne Anderson Capital Advisors, L.P. |
| Gary R. Petersen ⁽²⁾ | Managing Partner, EnCap Investments L.P. |
| Alexandra D. Pruner ⁽²⁾ | Senior Advisor, Perella Weinberg Partners |
| John T. Raymond ⁽²⁾ | Managing Partner and Chief Executive Officer, The Energy & Minerals Group |
| Bobby S. Shackouls ⁽²⁾ | Former Chairman and CEO, Burlington Resources Inc. |
| Christopher M. Temple ⁽²⁾ | President, DeITex Capital LLC |
| Lawrence M. Ziemba ⁽²⁾ | Former Executive Vice President, Refining, Phillips 66 |

¹⁾ Executive officer (for purposes of Item 401(b) of Regulation S-K)

²⁾ Director

A complete list of our officers, including the executive officers listed above, is available on our website at www.plainsallamerican.com under About Us—Leadership.

Item 11. Executive Compensation

The information required by this item will be set forth in the Proxy Statement for our 2021 Annual Meeting, which will be filed with the SEC within 120 days after the end of the fiscal year ended December 31, 2020, and is incorporated herein by reference thereto.

Item 12. Security Ownership of Certain Beneficial Owners and Management and Related Unitholder Matters

The information required by this item will be set forth in the Proxy Statement for our 2021 Annual Meeting, which will be filed with the SEC within 120 days after the end of the fiscal year ended December 31, 2020, and is incorporated herein by reference thereto.

Item 13. *Certain Relationships and Related Transactions, and Director Independence*

The information required by this item will be set forth in the Proxy Statement for our 2021 Annual Meeting, which will be filed with the SEC within 120 days after the end of the fiscal year ended December 31, 2020, and is incorporated herein by reference thereto.

Item 14. *Principal Accountant Fees and Services*

The information required by this item will be set forth in the Proxy Statement for our 2021 Annual Meeting, which will be filed with the SEC within 120 days after the end of the fiscal year ended December 31, 2020, and is incorporated herein by reference thereto.

PART IV

Item 15. Exhibits and Financial Statement Schedules

(a) (1) Financial Statements

See "Index to the Consolidated Financial Statements" set forth on Page F-1.

(2) Financial Statement Schedules

All schedules are omitted because they are either not applicable or the required information is shown in the Consolidated Financial Statements or notes thereto.

(3) Exhibits

| Exhibit No. | Description |
|-------------|---|
| 2.1* | — Simplification Agreement dated as of July 11, 2016, by and among PAA GP Holdings LLC, Plains GP Holdings, L.P., Plains All American GP LLC, Plains AAP, L.P., PAA GP LLC and Plains All American Pipeline, L.P. (incorporated by reference to Exhibit 2.1 to our Current Report on Form 8-K filed July 14, 2016). |
| 2.2* | — Securities Purchase Agreement dated as of January 19, 2017 by and between COG Operating LLC, as seller, and Plains Pipeline, L.P., as purchaser (the schedules and exhibits have been omitted pursuant to Item 601(b)(2) of Regulation S-K) (incorporated by reference to Exhibit 2.1 to our Quarterly Report on Form 10-Q for the quarter ended March 31, 2017). |
| 2.3* | — Securities Purchase Agreement dated as of January 19, 2017 by and between Frontier Midstream Solutions, LLC, as seller, and Plains Pipeline, L.P., as purchaser (the schedules and exhibits have been omitted pursuant to Item 601(b)(2) of Regulation S-K) (incorporated by reference to Exhibit 2.2 to our Quarterly Report on Form 10-Q for the quarter ended March 31, 2017). |
| 3.1 | — Seventh Amended and Restated Agreement of Limited Partnership of Plains All American Pipeline, L.P. dated as of October 10, 2017 (incorporated by reference to Exhibit 3.1 to our Current Report on Form 8-K filed October 12, 2017). |
| 3.2 | — Third Amended and Restated Agreement of Limited Partnership of Plains Marketing, L.P. dated as of April 1, 2004 (incorporated by reference to Exhibit 3.2 to our Quarterly Report on Form 10-Q for the quarter ended March 31, 2004). |
| 3.3 | — Amendment No. 1 dated December 31, 2010 to the Third Amended and Restated Agreement of Limited Partnership of Plains Marketing, L.P. (incorporated by reference to Exhibit 3.9 to our Annual Report on Form 10-K for the year ended December 31, 2010). |
| 3.4 | — Amendment No. 2 dated January 1, 2011 to the Third Amended and Restated Agreement of Limited Partnership of Plains Marketing, L.P. (incorporated by reference to Exhibit 3.10 to our Annual Report on Form 10-K for the year ended December 31, 2010). |
| 3.5 | — Amendment No. 3 dated June 30, 2011 to the Third Amended and Restated Agreement of Limited Partnership of Plains Marketing, L.P. (incorporated by reference to Exhibit 3.7 to our Annual Report on Form 10-K for the year ended December 31, 2013). |
| 3.6 | — Amendment No. 4 dated January 1, 2013 to the Third Amended and Restated Agreement of Limited Partnership of Plains Marketing, L.P. (incorporated by reference to Exhibit 3.8 to our Annual Report on Form 10-K for the year ended December 31, 2013). |
| 3.7 | — Amendment No. 5 dated December 1, 2019 to the Third Amended and Restated Agreement of Limited Partnership of Plains Marketing, L.P. (incorporated by reference to Exhibit 3.7 to our Annual Report on Form 10-K for the year ended December 31, 2019). |
| 3.8 | — Third Amended and Restated Agreement of Limited Partnership of Plains Pipeline, L.P. dated as of April 1, 2004 (incorporated by reference to Exhibit 3.3 to our Quarterly Report on Form 10-Q for the quarter ended March 31, 2004). |

- 3.9 — [Amendment No. 1 dated January 1, 2013 to the Third Amended and Restated Agreement of Limited Partnership of Plains Pipeline, L.P. \(incorporated by reference to Exhibit 3.10 to our Annual Report on Form 10-K for the year ended December 31, 2013\).](#)
- 3.10 — [Seventh Amended and Restated Limited Liability Company Agreement of Plains All American GP LLC dated November 15, 2016 \(incorporated by reference to Exhibit 3.3 to our Current Report on Form 8-K filed November 21, 2016\).](#)
- 3.11 — [Eighth Amended and Restated Limited Partnership Agreement of Plains AAP, L.P. dated November 15, 2016 \(incorporated by reference to Exhibit 3.4 to our Current Report on Form 8-K filed November 21, 2016\).](#)
- 3.12 — [Amendment No. 1 dated September 26, 2018 to the Eighth Amended and Restated Limited Partnership Agreement of Plains AAP, L.P. \(incorporated by reference to Exhibit 3.1 to our Current Report on Form 8-K filed October 2, 2018\).](#)
- 3.13 — [Amendment No. 2 dated May 23, 2019 to the Eighth Amended and Restated Limited Partnership Agreement of Plains AAP, L.P. \(incorporated by reference to Exhibit 3.1 to our Current Report on Form 8-K filed May 30, 2019\).](#)
- 3.14 — [Certificate of Incorporation of PAA Finance Corp. \(f/k/a Pacific Energy Finance Corporation, successor-by-merger to PAA Finance Corp.\) \(incorporated by reference to Exhibit 3.10 to our Annual Report on Form 10-K for the year ended December 31, 2006\).](#)
- 3.15 — [Bylaws of PAA Finance Corp. \(f/k/a Pacific Energy Finance Corporation, successor-by-merger to PAA Finance Corp.\) \(incorporated by reference to Exhibit 3.11 to our Annual Report on Form 10-K for the year ended December 31, 2006\).](#)
- 3.16 — [Limited Liability Company Agreement of PAA GP LLC dated December 28, 2007 \(incorporated by reference to Exhibit 3.3 to our Current Report on Form 8-K filed January 4, 2008\).](#)
- 3.17 — [Certificate of Limited Partnership of Plains GP Holdings, L.P. \(incorporated by reference to Exhibit 3.1 to PAGP's Registration Statement on Form S-1 \(333-190227\) filed July 29, 2013\).](#)
- 3.18 — [Second Amended and Restated Agreement of Limited Partnership of Plains GP Holdings, L.P. dated as of November 15, 2016 \(incorporated by reference to Exhibit 3.2 to PAGP's Current Report on Form 8-K filed November 21, 2016\).](#)
- 3.19 — [Amendment No. 1 dated April 6, 2020 to the Second Amended and Restated Agreement of Limited Partnership of Plains GP Holdings, L.P. \(incorporated by reference to Exhibit 3.1 to PAGP's Current Report on Form 8-K filed April 9, 2020\).](#)
- 3.20 — [Certificate of Formation of PAA GP Holdings LLC \(incorporated by reference to Exhibit 3.3 to PAGP's Registration Statement on Form S-1 \(333-190227\) filed July 29, 2013\).](#)
- 3.21 — [Third Amended and Restated Limited Liability Company Agreement of PAA GP Holdings LLC dated as of February 16, 2017 \(incorporated by reference to Exhibit 3.1 to our Current Report on Form 8-K filed February 21, 2017\).](#)
- 3.22 — [Amendment No. 1 dated October 1, 2018 to the Third Amended and Restated Limited Liability Company Agreement of PAA GP Holdings LLC \(incorporated by reference to Exhibit 3.1 to our Current Report on Form 8-K filed August 20, 2018\).](#)
- 3.23 — [Amendment No. 2 dated December 10, 2018 to the Third Amended and Restated Limited Liability Company Agreement of PAA GP Holdings LLC \(incorporated by reference to Exhibit 3.1 to our Current Report on Form 8-K filed December 11, 2018\).](#)
- 3.24 — [Amendment No. 3 dated November 21, 2019 to the Third Amended and Restated Limited Liability Company Agreement of PAA GP Holdings LLC \(incorporated by reference to Exhibit 3.1 to our Current Report on Form 8-K filed November 27, 2019\).](#)
- 4.1 — [Indenture dated September 25, 2002 among Plains All American Pipeline, L.P., PAA Finance Corp. and Wachovia Bank, National Association, as trustee \(incorporated by reference to Exhibit 4.1 to our Quarterly Report on Form 10-Q for the quarter ended September 30, 2002\).](#)

| | | |
|------|---|---|
| 4.2 | — | Sixth Supplemental Indenture (Series A and Series B 6.70% Senior Notes due 2036) dated May 12, 2006 among Plains All American Pipeline, L.P., PAA Finance Corp., the Subsidiary Guarantors named therein and Wachovia Bank, National Association, as trustee (incorporated by reference to Exhibit 4.1 to our Current Report on Form 8-K filed May 12, 2006). |
| 4.3 | — | Tenth Supplemental Indenture (Series A and Series B 6.650% Senior Notes due 2037) dated October 30, 2006 among Plains All American Pipeline, L.P., PAA Finance Corp., the Subsidiary Guarantors named therein and U.S. Bank National Association, as trustee (incorporated by reference to Exhibit 4.2 to our Current Report on Form 8-K filed October 30, 2006). |
| 4.4 | — | Twentieth Supplemental Indenture (3.65% Senior Notes due 2022) dated March 22, 2012 among Plains All American Pipeline, L.P., PAA Finance Corp. and U.S. Bank National Association, as trustee (incorporated by reference to Exhibit 4.1 to our Current Report on Form 8-K filed March 26, 2012). |
| 4.5 | — | Twenty-First Supplemental Indenture (5.15% Senior Notes due 2042) dated March 22, 2012 among Plains All American Pipeline, L.P., PAA Finance Corp. and U.S. Bank National Association, as trustee (incorporated by reference to Exhibit 4.3 to our Current Report on Form 8-K filed March 26, 2012). |
| 4.6 | — | Twenty-Second Supplemental Indenture (2.85% Senior Notes due 2023) dated December 10, 2012, by and among Plains All American Pipeline, L.P., PAA Finance Corp. and U.S. Bank National Association, as trustee (incorporated by reference to Exhibit 4.1 to our Current Report on Form 8-K filed December 12, 2012). |
| 4.7 | — | Twenty-Third Supplemental Indenture (4.30% Senior Notes due 2043) dated December 10, 2012, by and among Plains All American Pipeline, L.P., PAA Finance Corp. and U.S. Bank National Association, as trustee (incorporated by reference to Exhibit 4.3 to our Current Report on Form 8-K filed December 12, 2012). |
| 4.8 | — | Twenty-Fourth Supplemental Indenture (3.85% Senior Notes due 2023) dated August 15, 2013, by and among Plains All American Pipeline, L.P., PAA Finance Corp. and U.S. Bank National Association, as trustee (incorporated by reference to Exhibit 4.1 to our Current Report on Form 8-K filed August 15, 2013). |
| 4.9 | — | Twenty-Fifth Supplemental Indenture (4.70% Senior Notes due 2044) dated April 23, 2014, by and among Plains All American Pipeline, L.P., PAA Finance Corp. and U.S. Bank National Association, as trustee (incorporated by reference to Exhibit 4.1 to our Current Report on Form 8-K filed April 29, 2014). |
| 4.10 | — | Twenty-Sixth Supplemental Indenture (3.60% Senior Notes due 2024) dated September 9, 2014, by and among Plains All American Pipeline, L.P., PAA Finance Corp. and U.S. Bank National Association, as trustee (incorporated by reference to Exhibit 4.1 to our Current Report on Form 8-K filed September 11, 2014). |
| 4.11 | — | Twenty-Eighth Supplemental Indenture (4.90% Senior Notes due 2045) dated December 9, 2014, by and among Plains All American Pipeline, L.P., PAA Finance Corp. and U.S. Bank National Association, as trustee (incorporated by reference to Exhibit 4.3 to our Current Report on Form 8-K filed December 11, 2014). |
| 4.12 | — | Twenty-Ninth Supplemental Indenture (4.65% Senior Notes due 2025) dated August 24, 2015, by and among Plains All American Pipeline, L.P., PAA Finance Corp. and U.S. Bank National Association, as trustee (incorporated by reference to Exhibit 4.1 to our Current Report on Form 8-K filed August 26, 2015). |
| 4.13 | — | Thirtieth Supplemental Indenture (4.50% Senior Notes due 2026) dated November 22, 2016, by and among Plains All American Pipeline, L.P., PAA Finance Corp. and U.S. Bank National Association, as trustee (incorporated by reference to Exhibit 4.1 to our Current Report on Form 8-K filed November 29, 2016). |
| 4.14 | — | Thirty-First Supplemental Indenture (3.55% Senior Notes due 2029) dated September 16, 2019, by and among Plains All American Pipeline, L.P., PAA Finance Corp. and U.S. Bank National Association, as trustee (incorporated by reference to Exhibit 4.1 to our Current Report on Form 8-K filed September 17, 2019). |
| 4.15 | — | Thirty-Second Supplemental Indenture (3.80% Senior Notes due 2030) dated June 11, 2020, by and among Plains All American Pipeline, L.P., PAA Finance Corp. and U.S. Bank National Association, as trustee (incorporated by reference to Exhibit 4.1 to our Current Report on Form 8-K filed June 11, 2020). |

| | | |
|--------|---|---|
| 4.16 | — | Registration Rights Agreement dated September 3, 2009 by and between Plains All American Pipeline, L.P. and Vulcan Gas Storage LLC (incorporated by reference to Exhibit 4.1 to our Registration Statement on Form S-3, File No. 333-162477). |
| 4.17 | — | Registration Rights Agreement dated as of January 28, 2016 among Plains All American Pipeline, L.P. and the Purchasers named therein (incorporated by reference to Exhibit 4.1 to our Current Report on Form 8-K filed February 2, 2016). |
| 4.18 | — | Registration Rights Agreement by and among Plains All American Pipeline, L.P. and the Holders defined therein, dated November 15, 2016 (incorporated by reference to Exhibit 10.4 to our Current Report on Form 8-K filed November 21, 2016). |
| 4.19 † | — | Description of Our Securities. |
| 10.1 | — | Credit Agreement dated as of August 19, 2011 among Plains All American Pipeline, L.P., as Borrower; certain subsidiaries of Plains All American Pipeline, L.P. from time to time party thereto, as Designated Borrowers; Bank of America, N.A., as Administrative Agent; and the other Lenders party thereto (incorporated by reference to Exhibit 10.1 to our Current Report on Form 8-K filed August 25, 2011). |
| 10.2 | — | First Amendment to Credit Agreement dated as of June 27, 2012, among Plains All American Pipeline, L.P. and Plains Midstream Canada ULC, as Borrowers; Bank of America, N.A., as Administrative Agent, Swing Line Lender and L/C Issuer; Wells Fargo Bank, National Association, as an L/C Issuer; and the other Lenders party thereto (incorporated by reference to Exhibit 10.2 to our Current Report on Form 8-K filed July 3, 2012). |
| 10.3 | — | Second Amendment to Credit Agreement dated as of August 16, 2013, among Plains All American Pipeline, L.P. and Plains Midstream Canada ULC, as Borrowers; Bank of America, N.A., as Administrative Agent, Swing Line Lender and L/C Issuer; Wells Fargo Bank, National Association, as an L/C Issuer; and the other Lenders party thereto (incorporated by reference to Exhibit 10.2 to our Current Report on Form 8-K filed August 20, 2013). |
| 10.4 | — | Third Amendment to Credit Agreement dated as of August 11, 2016, among Plains All American Pipeline, L.P. and Plains Midstream Canada ULC, as Borrowers; Bank of America, N.A., as Administrative Agent, Swing Line Lender and L/C Issuer; Wells Fargo Bank, National Association, as an L/C Issuer; and the other Lenders party thereto (incorporated by reference to Exhibit 10.1 to our Current Report on Form 8-K filed August 17, 2016). |
| 10.5 | — | Third Amended and Restated Credit Agreement dated as of August 19, 2011 by and among Plains Marketing, L.P., as Borrower, Plains All American Pipeline, L.P., as Guarantor, Bank of America, N.A., as Administrative Agent, and the other Lenders party thereto (incorporated by reference to Exhibit 10.2 to our Current Report on Form 8-K filed August 25, 2011). |
| 10.6 | — | First Amendment to Third Amended and Restated Credit Agreement dated as of June 27, 2012, among Plains Marketing, L.P. and Plains Midstream Canada ULC, as Borrowers; Plains All American Pipeline, L.P., as Guarantor; Bank of America, N.A., as Administrative Agent, Swing Line Lender and L/C Issuer; and the other Lenders and L/C Issuers party thereto (incorporated by reference to Exhibit 10.1 to our Current Report on Form 8-K filed July 3, 2012). |
| 10.7 | — | Second Amendment to Third Amended and Restated Credit Agreement dated as of August 16, 2013, among Plains Marketing, L.P. and Plains Midstream Canada ULC, as Borrowers; Plains All American Pipeline, L.P., as Guarantor; Bank of America, N.A., as Administrative Agent, Swing Line Lender and L/C Issuer; Wells Fargo Bank, National Association, as an L/C Issuer; and the other Lenders and L/C Issuers party thereto (incorporated by reference to Exhibit 10.1 to our Current Report on Form 8-K filed August 20, 2013). |
| 10.8 | — | Third Amendment to Third Amended and Restated Credit Agreement dated as of August 11, 2016, among Plains Marketing, L.P. and Plains Midstream Canada ULC, as Borrowers; Plains All American Pipeline, L.P., as Guarantor; Bank of America, N.A., as Administrative Agent, Swing Line Lender and L/C Issuer; Wells Fargo Bank, National Association, as an L/C Issuer; and the other Lenders and L/C Issuers party thereto (incorporated by reference to Exhibit 10.3 to our Current Report on Form 8-K filed August 17, 2016). |
| 10.9 | — | Fourth Amendment to Third Amended and Restated Credit Agreement dated as of August 16, 2017, among Plains Marketing, L.P. and Plains Midstream Canada ULC, as Borrowers; Plains All American Pipeline, L.P., as Guarantor; Bank of America, N.A., as Administrative Agent, Swing Line Lender and L/C Issuer; Wells Fargo Bank, National Association, as an L/C Issuer; and the other Lenders and L/C Issuers party thereto (incorporated by reference to Exhibit 10.6 to our Quarterly Report on Form 10-Q for the quarter ended September 30, 2017). |

| | | |
|---------|---|--|
| 10.10 | — | Contribution and Assumption Agreement dated December 28, 2007, by and between Plains AAP, L.P. and PAA GP LLC (incorporated by reference to Exhibit 10.2 to our Current Report on Form 8-K filed January 4, 2008). |
| 10.11 | — | Omnibus Agreement by and among PAA GP Holdings LLC, Plains GP Holdings, L.P., Plains All American GP LLC, Plains AAP, L.P., PAA GP LLC, and Plains All American Pipeline, L.P., dated November 15, 2016 (incorporated by reference to Exhibit 10.1 to our Current Report on Form 8-K filed November 21, 2016). |
| 10.12 | — | Amended and Restated Administrative Agreement by and among PAA GP Holdings LLC, Plains GP Holdings, L.P., Plains All American GP LLC, Plains AAP, L.P., PAA GP LLC, and Plains All American Pipeline, L.P., dated November 15, 2016 (incorporated by reference to Exhibit 10.2 to our Current Report on Form 8-K filed November 21, 2016). |
| 10.13** | — | Amended and Restated Employment Agreement between Plains All American GP LLC and Greg L. Armstrong dated as of June 30, 2001 (incorporated by reference to Exhibit 10.1 to our Quarterly Report on Form 10-Q for the quarter ended September 30, 2001). |
| 10.14** | — | First Amendment to Amended and Restated Employment Agreement dated December 4, 2008 between Plains All American GP LLC and Greg L. Armstrong (incorporated by reference to Exhibit 10.49 to our Annual Report on Form 10-K for the year ended December 31, 2008). |
| 10.15** | — | Waiver Agreement dated as of December 23, 2010 between Plains All American GP LLC and Greg L. Armstrong (incorporated by reference to Exhibit 10.31 to our Annual Report on Form 10-K for the year ended December 31, 2010). |
| 10.16** | — | Waiver Agreement dated October 21, 2013 to the Amended and Restated Employment Agreement dated June 30, 2001 of Greg L. Armstrong (incorporated by reference to Exhibit 10.2 to our Current Report on Form 8-K filed October 25, 2013). |
| 10.17** | — | Second Amended and Restated Employment Agreement dated effective October 1, 2018 between Plains All American GP LLC and Greg L. Armstrong (incorporated by reference to Exhibit 10.6 to our Quarterly Report on Form 10-Q for the quarter ended September 30, 2018). |
| 10.18** | — | Third Amended and Restated Employment Agreement dated effective January 1, 2020 between Plains All American GP LLC and Greg L. Armstrong (incorporated by reference to Exhibit 10.31 to our Annual Report on Form 10-K for the year ended December 31, 2019). |
| 10.19** | — | Amended and Restated Employment Agreement between Plains All American GP LLC and Harry N. Pefanis dated as of June 30, 2001 (incorporated by reference to Exhibit 10.2 to our Quarterly Report on Form 10-Q for the quarter ended September 30, 2001). |
| 10.20** | — | First Amendment to Amended and Restated Employment Agreement dated December 4, 2008 between Plains All American GP LLC and Harry N. Pefanis (incorporated by reference to Exhibit 10.50 to our Annual Report on Form 10-K for the year ended December 31, 2008). |
| 10.21** | — | Amendment No. 2 dated August 15, 2019 to Harry Pefanis Amended and Restated Employment Agreement (incorporated by reference to Exhibit 10.1 to our Quarterly Report on Form 10-Q for the quarter ended September 30, 2019). |
| 10.22** | — | Waiver Agreement dated as of December 23, 2010 between Plains All American GP LLC and Harry N. Pefanis (incorporated by reference to Exhibit 10.32 to our Annual Report on Form 10-K for the year ended December 31, 2010). |
| 10.23** | — | Waiver Agreement dated October 21, 2013 to the Amended and Restated Employment Agreement dated June 30, 2001 of Harry N. Pefanis (incorporated by reference to Exhibit 10.3 to our Current Report on Form 8-K filed October 25, 2013). |
| 10.24** | — | Employment Agreement between Plains All American GP LLC and Willie Chiang dated July 10, 2015 (incorporated by reference to Exhibit 10.53 to our Annual Report on Form 10-K for the year ended December 31, 2015). |
| 10.25** | — | Amended and Restated Employment Agreement dated effective October 1, 2018 between Plains All American GP LLC and Willie Chiang (incorporated by reference to Exhibit 10.7 to our Quarterly Report on Form 10-Q for the quarter ended September 30, 2018). |

| | | |
|---------|---|--|
| 10.26** | — | First Amendment to Plains AAP, L.P. Class B Restricted Units Agreement dated August 25, 2016 (Willie Chiang) (incorporated by reference to Exhibit 10.8 to our Quarterly Report on Form 10-Q for the quarter ended September 30, 2016). |
| 10.27** | — | Second Amendment dated March 22, 2018 to Plains AAP, L.P. Class B Restricted Units Agreement (Willie Chiang) (incorporated by reference to Exhibit 10.1 to our Quarterly Report on Form 10-Q for the quarter ended March 31, 2018). |
| 10.28** | — | LTIP Grant Letter dated August 16, 2018 (Willie Chiang) incorporated by reference to Exhibit 10.8 to our Quarterly Report on Form 10-Q for the quarter ended September 30, 2018). |
| 10.29** | — | Plains All American 2013 Long-Term Incentive Plan (incorporated by reference to Exhibit A to our Definitive Proxy Statement filed on October 3, 2013). |
| 10.30** | — | Plains All American PNG Successor Long-Term Incentive Plan (incorporated by reference to Exhibit 4.4 to our Registration Statement on Form S-8 (333-193139) filed December 31, 2013). |
| 10.31** | — | PAA Natural Gas Storage, L.P. 2010 Long-Term Incentive Plan (incorporated by reference to Exhibit 10.2 to PNG's Current Report on Form 8-K filed May 11, 2010). |
| 10.32** | — | Plains GP Holdings, L.P. Long Term Incentive Plan, (incorporated by reference to Exhibit 10.3 to PAGP's Current Report on Form 8-K filed October 25, 2013). |
| 10.33** | — | Form of Plains AAP, L.P. Class B Restricted Units Agreement (incorporated by reference to Exhibit 10.1 to our Current Report on Form 8-K filed January 4, 2008). |
| 10.34** | — | Form of Amendment to the Plains AAP, L.P. Class B Restricted Units Agreement, dated October 18, 2013 (incorporated by reference to Exhibit 10.4 to our Current Report on Form 8-K filed October 25, 2013). |
| 10.35** | — | Form of Amendment to Plains AAP, L.P. Class B Restricted Units Agreement dated August 25, 2016 (incorporated by reference to Exhibit 10.6 to our Quarterly Report on Form 10-Q for the quarter ended September 30, 2016 filed November 8, 2016). |
| 10.36** | — | Form of First Amendment dated March 22, 2018 to Amended and Restated Plains AAP, L.P. Class B Restricted Units Agreement dated August 25, 2016 (Officers) (incorporated by reference to Exhibit 10.2 to our Quarterly Report on Form 10-Q for the quarter ended March 31, 2018). |
| 10.37** | — | Form of PAA LTIP Grant Letter for Officers (August 2016) (incorporated by reference to Exhibit 10.5 to our Quarterly Report on Form 10-Q for the quarter ended September 30, 2016). |
| 10.38** | — | Form of Amendment dated March 22, 2018 to PAA LTIP Grant Letter dated August 25, 2016 (Officers) (incorporated by reference to Exhibit 10.4 to our Quarterly Report on Form 10-Q for the quarter ended March 31, 2018). |
| 10.39** | — | Form of PAA LTIP Grant Letter for Officers (March 2018) (incorporated by reference to Exhibit 10.5 to our Quarterly Report on Form 10-Q for the quarter ended March 31, 2018). |
| 10.40** | — | Form of Director LTIP Grant Letter (February 2017) - Director Grant - Designated Directors and Audit Committee Members (PAA Plan) (incorporated by reference to Exhibit 10.1 to our Quarterly Report on Form 10-Q for the quarter ended March 31, 2017). |
| 10.41** | — | Form of Director LTIP Grant Letter (February 2017) - Audit Committee Supplement (PAA Plan) (incorporated by reference to Exhibit 10.2 to our Quarterly Report on Form 10-Q for the quarter ended March 31, 2017). |
| 10.42** | — | Form of Director LTIP Grant Letter (February 2017) - Independent Director Grant (PAA Plan) (incorporated by reference to Exhibit 10.3 to our Quarterly Report on Form 10-Q for the quarter ended March 31, 2017). |
| 10.43** | — | Form of Director LTIP Grant Letter (February 2017) - Director Grant - Designated Directors and Audit Committee Members (PAGP Plan) (incorporated by reference to Exhibit 10.1 to PAGP's Quarterly Report on Form 10-Q for the quarter ended March 31, 2017). |
| 10.44** | — | Form of Director LTIP Grant Letter (February 2017) - Audit Committee Supplement (PAGP Plan) (incorporated by reference to Exhibit 10.2 to PAGP's Quarterly Report on Form 10-Q for the quarter ended March 31, 2017). |

| | | |
|-----------|---|---|
| 10.45** | — | Form of Director LTIP Grant Letter (February 2017) - Independent Director Grant (PAGP Plan) (incorporated by reference to Exhibit 10.3 to PAGP's Quarterly Report on Form 10-Q for the quarter ended March 31, 2017). |
| 10.46** | — | Form of Director LTIP Grant Letter (August 2018) (incorporated by reference to Exhibit 10.66 to our Annual Report on Form 10-K for the year ended December 31, 2018). |
| 10.47** | — | Director LTIP Grant Letter (December 2018) (incorporated by reference to Exhibit 10.67 to our Annual Report on Form 10-K for the year ended December 31, 2018). |
| 10.48** | — | Form of LTIP Grant Letter dated August 15, 2019 (Officers) (incorporated by reference to Exhibit 10.2 to our Quarterly Report on Form 10-Q for the quarter ended September 30, 2019). |
| 10.49** | — | Form of LTIP Grant Letter dated August 15, 2019 (Directors) (incorporated by reference to exhibit 10.3 to our Quarterly Report on Form 10-Q for the quarter ended September 30, 2019). |
| 10.50** | — | Director LTIP Grant Letter (January 2020) (incorporated by reference to Exhibit 10.72 to our Annual Report on Form 10-K for the year ended December 31, 2019). |
| 10.51** | — | Form of LTIP Grant Letter dated August 13, 2020 (Officers) (incorporated by reference to Exhibit 10.1 to our Quarterly Report on Form 10-Q for the quarter ended September 30, 2020). |
| 10.52** | — | Form of LTIP Grant Letter dated August 13, 2020 (Directors) (incorporated by reference to Exhibit 10.1 to our Quarterly Report on Form 10-Q for the quarter ended September 30, 2020). |
| 10.53** † | — | Form of Special Retention LTIP Grant Letter dated November 20, 2019. |
| 10.54** † | — | Form of LTIP Grant Letter dated December 21, 2017 (Goebel). |
| 10.55** † | — | Form of LTIP Grant Letter dated May 1, 2018 (Chandler). |
| 10.56** † | — | Form of LTIP Grant Letter dated May 1, 2018 (Chandler). |
| 21.1 † | — | List of Subsidiaries of Plains All American Pipeline, L.P. |
| 23.1 † | — | Consent of PricewaterhouseCoopers LLP. |
| 31.1 † | — | Certification of Principal Executive Officer pursuant to Exchange Act Rules 13a-14(a) and 15d-14(a). |
| 31.2 † | — | Certification of Principal Financial Officer pursuant to Exchange Act Rules 13a-14(a) and 15d-14(a). |
| 32.1 †† | — | Certification of Principal Executive Officer pursuant to 18 U.S.C. 1350. |
| 32.2 †† | — | Certification of Principal Financial Officer pursuant to 18 U.S.C. 1350. |
| 101.INS† | — | XBRL Instance Document - the instance document does not appear in the Interactive Data File because its XBRL tags are embedded within the Inline XBRL document. |
| 101.SCH† | — | Inline XBRL Taxonomy Extension Schema Document |
| 101.CAL† | — | Inline XBRL Taxonomy Extension Calculation Linkbase Document |
| 101.DEF† | — | Inline XBRL Taxonomy Extension Definition Linkbase Document |
| 101.LAB† | — | Inline XBRL Taxonomy Extension Label Linkbase Document |
| 101.PRE† | — | Inline XBRL Taxonomy Extension Presentation Linkbase Document |
| 104† | — | Cover Page Interactive Data File (formatted as Inline XBRL and contained in Exhibit 101) |

† Filed herewith.

†† Furnished herewith.

* Certain schedules have been omitted pursuant to Item 601(b)(2) of Regulation S-K. A copy of any omitted schedule will be furnished supplementally to the SEC upon request.

** Management compensatory plan or arrangement.

Item 16. *Form 10-K Summary*

None.

SIGNATURES

Pursuant to the requirements of Section 13 or 15(d) of the Securities Exchange Act of 1934, the registrant has duly caused this report to be signed on its behalf by the undersigned, thereunto duly authorized.

PLAINS ALL AMERICAN PIPELINE, L.P.

By: PAA GP LLC,
its general partner

By: Plains AAP, L.P.,
its sole member

By: PLAINS ALL AMERICAN GP LLC,
its general partner

By: /s/ Willie Chiang
Willie Chiang,
Chief Executive Officer of Plains All American GP LLC
(Principal Executive Officer)

February 26, 2021

By: /s/ Al Swanson
Al Swanson,
Executive Vice President and Chief Financial Officer of Plains All American GP LLC
(Principal Financial Officer)

February 26, 2021

By: /s/ Chris Herbold
Chris Herbold,
Senior Vice President and Chief Accounting Officer of Plains All American GP LLC
(Principal Accounting Officer)

February 26, 2021

Pursuant to the requirements of the Securities Exchange Act of 1934, this report has been signed below by the following persons on behalf of the registrant and in the capacities and on the dates indicated.

| Name | Title | Date |
|---|--|-------------------|
| <u>/s/ Willie Chiang</u> Willie Chiang | Chairman of the Board of PAA GP Holdings LLC and Chief Executive Officer of Plains All American GP LLC (Principal Executive Officer) | February 26, 2021 |
| <u>/s/ Harry N. Pefanis</u> Harry N. Pefanis | Director of PAA GP Holdings LLC and President and Chief Commercial Officer of Plains All American GP LLC | February 26, 2021 |
| <u>/s/ Al Swanson</u> Al Swanson | Executive Vice President and Chief Financial Officer of Plains All American GP LLC (Principal Financial Officer) | February 26, 2021 |
| <u>/s/ Chris Herbold</u> Chris Herbold | Senior Vice President and Chief Accounting Officer of Plains All American GP LLC (Principal Accounting Officer) | February 26, 2021 |
| <u>/s/ Greg L. Armstrong</u> Greg L. Armstrong | Director of PAA GP Holdings LLC | February 26, 2021 |
| <u>/s/ Victor Burk</u> Victor Burk | Director of PAA GP Holdings LLC | February 26, 2021 |
| <u>/s/ Kevin McCarthy</u> Kevin McCarthy | Director of PAA GP Holdings LLC | February 26, 2021 |
| <u>/s/ Gary R. Petersen</u> Gary R. Petersen | Director of PAA GP Holdings LLC | February 26, 2021 |
| <u>/s/ Alexandra D. Pruner</u> Alexandra D. Pruner | Director of PAA GP Holdings LLC | February 26, 2021 |
| <u>/s/ John T. Raymond</u> John T. Raymond | Director of PAA GP Holdings LLC | February 26, 2021 |
| <u>/s/ Bobby S. Shackouls</u> Bobby S. Shackouls | Director of PAA GP Holdings LLC | February 26, 2021 |
| <u>/s/ Christopher M. Temple</u> Christopher M. Temple | Director of PAA GP Holdings LLC | February 26, 2021 |
| <u>/s/ Lawrence M. Ziemba</u> Lawrence M. Ziemba | Director of PAA GP Holdings LLC | February 26, 2021 |

PLAINS ALL AMERICAN PIPELINE, L.P. AND SUBSIDIARIES
INDEX TO THE CONSOLIDATED FINANCIAL STATEMENTS

| | Page |
|--|----------------------|
| Consolidated Financial Statements | |
| Management's Report on Internal Control Over Financial Reporting | F-2 |
| Report of Independent Registered Public Accounting Firm | F-3 |
| Consolidated Balance Sheets as of December 31, 2020 and 2019 | F-6 |
| Consolidated Statements of Operations for the years ended December 31, 2020, 2019 and 2018 | F-7 |
| Consolidated Statements of Comprehensive Income/(Loss) for the years ended December 31, 2020, 2019 and 2018 | F-8 |
| Consolidated Statements of Changes in Accumulated Other Comprehensive Income/(Loss) for the years ended December 31, 2020, 2019 and 2018 | F-8 |
| Consolidated Statements of Cash Flows for the years ended December 31, 2020, 2019 and 2018 | F-9 |
| Consolidated Statements of Changes in Partners' Capital for the years ended December 31, 2020, 2019 and 2018 | F-10 |
| Notes to the Consolidated Financial Statements: | F-11 |
| 1. Organization and Basis of Consolidation and Presentation | F-11 |
| 2. Summary of Significant Accounting Policies | F-13 |
| 3. Revenues and Accounts Receivable | F-16 |
| 4. Net Income/(Loss) Per Common Unit | F-22 |
| 5. Inventory, Linefill and Base Gas and Long-term Inventory | F-24 |
| 6. Property and Equipment | F-25 |
| 7. Acquisitions and Divestitures | F-27 |
| 8. Goodwill | F-28 |
| 9. Investments in Unconsolidated Entities | F-29 |
| 10. Other Long-Term Assets, Net | F-33 |
| 11. Debt | F-35 |
| 12. Partners' Capital and Distributions | F-38 |
| 13. Derivatives and Risk Management Activities | F-42 |
| 14. Leases | F-47 |
| 15. Income Taxes | F-51 |
| 16. Major Customers and Concentration of Credit Risk | F-53 |
| 17. Related Party Transactions | F-53 |
| 18. Equity-Indexed Compensation Plans | F-55 |
| 19. Commitments and Contingencies | F-56 |
| 20. Quarterly Financial Data (Unaudited) | F-62 |
| 21. Operating Segments | F-63 |

MANAGEMENT'S REPORT ON INTERNAL CONTROL OVER FINANCIAL REPORTING

Plains All American Pipeline, L.P.'s management is responsible for establishing and maintaining adequate internal control over financial reporting. Our internal control over financial reporting is a process designed to provide reasonable assurance regarding the reliability of financial reporting and the preparation of financial statements for external purposes in accordance with generally accepted accounting principles.

Internal control over financial reporting has inherent limitations. Internal control over financial reporting is a process that involves human diligence and compliance and is subject to lapses in judgment and breakdowns resulting from human failures. Internal control over financial reporting also can be circumvented by collusion or improper management override. Because of such limitations, there is a risk that material misstatements may not be prevented or detected on a timely basis by internal control over financial reporting. However, these inherent limitations are known features of the financial reporting process. Therefore, it is possible to design into the process safeguards to reduce, though not eliminate, this risk.

Management has used the framework set forth in the report entitled "Internal Control—Integrated Framework" (2013) issued by the Committee of Sponsoring Organizations of the Treadway Commission ("COSO") to evaluate the effectiveness of the Partnership's internal control over financial reporting. Based on that evaluation, management has concluded that the Partnership's internal control over financial reporting was effective as of December 31, 2020.

The effectiveness of the Partnership's internal control over financial reporting as of December 31, 2020 has been audited by PricewaterhouseCoopers LLP, an independent registered public accounting firm, as stated in their report which appears on Page F-3.

/s/ Willie Chiang

Willie Chiang

Chief Executive Officer of Plains All American GP LLC

(Principal Executive Officer)

/s/ Al Swanson

Al Swanson

Executive Vice President and Chief Financial Officer of Plains All American GP LLC

(Principal Financial Officer)

February 26, 2021

Report of Independent Registered Public Accounting Firm

To the Board of Directors of PAA GP Holdings LLC and Unitholders of Plains All American Pipeline, L.P.

Opinions on the Financial Statements and Internal Control over Financial Reporting

We have audited the accompanying consolidated balance sheets of Plains All American Pipeline, L.P. and its subsidiaries (the "Partnership") as of December 31, 2020 and 2019, and the related consolidated statements of operations, of comprehensive income/(loss), of changes in accumulated other comprehensive income/(loss), of changes in partners' capital and of cash flows for each of the three years in the period ended December 31, 2020, including the related notes (collectively referred to as the "consolidated financial statements"). We also have audited the Partnership's internal control over financial reporting as of December 31, 2020, based on criteria established in Internal Control - Integrated Framework (2013) issued by the Committee of Sponsoring Organizations of the Treadway Commission (COSO).

In our opinion, the consolidated financial statements referred to above present fairly, in all material respects, the financial position of the Partnership as of December 31, 2020 and 2019, and the results of its operations and its cash flows for each of the three years in the period ended December 31, 2020 in conformity with accounting principles generally accepted in the United States of America. Also in our opinion, the Partnership maintained, in all material respects, effective internal control over financial reporting as of December 31, 2020, based on criteria established in Internal Control - Integrated Framework (2013) issued by the COSO.

Basis for Opinions

The Partnership's management is responsible for these consolidated financial statements, for maintaining effective internal control over financial reporting, and for its assessment of the effectiveness of internal control over financial reporting, included in the accompanying Management's Report on Internal Control Over Financial Reporting. Our responsibility is to express opinions on the Partnership's consolidated financial statements and on the Partnership's internal control over financial reporting based on our audits. We are a public accounting firm registered with the Public Company Accounting Oversight Board (United States) (PCAOB) and are required to be independent with respect to the Partnership in accordance with the U.S. federal securities laws and the applicable rules and regulations of the Securities and Exchange Commission and the PCAOB.

We conducted our audits in accordance with the standards of the PCAOB. Those standards require that we plan and perform the audits to obtain reasonable assurance about whether the consolidated financial statements are free of material misstatement, whether due to error or fraud, and whether effective internal control over financial reporting was maintained in all material respects.

Our audits of the consolidated financial statements included performing procedures to assess the risks of material misstatement of the consolidated financial statements, whether due to error or fraud, and performing procedures that respond to those risks. Such procedures included examining, on a test basis, evidence regarding the amounts and disclosures in the consolidated financial statements. Our audits also included evaluating the accounting principles used and significant estimates made by management, as well as evaluating the overall presentation of the consolidated financial statements. Our audit of internal control over financial reporting included obtaining an understanding of internal control over financial reporting, assessing the risk that a material weakness exists, and testing and evaluating the design and operating effectiveness of internal control based on the assessed risk. Our audits also included performing such other procedures as we considered necessary in the circumstances. We believe that our audits provide a reasonable basis for our opinions.

Definition and Limitations of Internal Control over Financial Reporting

A company's internal control over financial reporting is a process designed to provide reasonable assurance regarding the reliability of financial reporting and the preparation of financial statements for external purposes in accordance with generally accepted accounting principles. A company's internal control over financial reporting includes those policies and procedures that (i) pertain to the maintenance of records that, in reasonable detail, accurately and fairly reflect the transactions and dispositions of the assets of the company; (ii) provide reasonable assurance that transactions are recorded as necessary to permit preparation of financial statements in accordance with generally accepted accounting principles, and that receipts and expenditures of the company are being made only in accordance with authorizations of management and directors of the company; and (iii) provide reasonable assurance regarding prevention or timely detection of unauthorized acquisition, use, or disposition of the company's assets that could have a material effect on the financial statements.

Because of its inherent limitations, internal control over financial reporting may not prevent or detect misstatements. Also, projections of any evaluation of effectiveness to future periods are subject to the risk that controls may become inadequate because of changes in conditions, or that the degree of compliance with the policies or procedures may deteriorate.

Critical Audit Matters

The critical audit matters communicated below are matters arising from the current period audit of the consolidated financial statements that were communicated or required to be communicated to the audit committee and that (i) relate to accounts or disclosures that are material to the consolidated financial statements and (ii) involved our especially challenging, subjective, or complex judgments. The communication of critical audit matters does not alter in any way our opinion on the consolidated financial statements, taken as a whole, and we are not, by communicating the critical audit matters below, providing separate opinions on the critical audit matters or on the accounts or disclosures to which they relate.

Goodwill Impairment Assessment

As described in Note 8 to the consolidated financial statements, goodwill is tested for impairment at a level of reporting referred to as a reporting unit. A reporting unit is an operating segment or one level below an operating segment for which discrete financial information is available and regularly reviewed by segment management. Management tests goodwill to determine whether an impairment has occurred at least annually (as of June 30) and on an interim basis if it is more likely than not that a reporting unit's fair value is less than its carrying value. During the first quarter of 2020, the Partnership's market capitalization declined significantly driven by macroeconomic and geopolitical conditions that occurred in 2020, including the collapse of oil prices driven by both the decrease in demand caused by the COVID-19 pandemic and excess supply, as well as changing market conditions and expected lower crude oil production in certain regions, that resulted in expected decreases in future cash flows for certain assets, which was a triggering event that required management to perform a quantitative impairment test as of March 31, 2020. As a result of this quantitative impairment test as of March 31, 2020, the Partnership recorded an impairment loss of \$2,515 million and the consolidated goodwill balance was \$0 as of December 31, 2020. In the quantitative test, management compares the fair value of the reporting unit with the respective book values, including goodwill, by using an income approach based on a discounted cash flow model. This approach requires management to make long-term forecasts of future revenues, expenses and other expenditures. Those forecasts require the use of various assumptions and estimates, the most significant of which are net revenues (total revenues less purchases and related costs), operating expenses, general and administrative expenses and the weighted average cost of capital.

The principal considerations for our determination that performing procedures relating to the goodwill impairment assessment of the Partnership's reporting units is a critical audit matter are (i) the significant judgment by management when developing the fair value measurement of the reporting units; (ii) a high degree of auditor judgment, subjectivity, and effort in performing procedures and evaluating management's significant assumptions relating to the weighted average cost of capital; and (iii) the audit effort involved the use of professionals with specialized skill and knowledge.

Addressing the matter involved performing procedures and evaluating audit evidence in connection with forming our overall opinion on the consolidated financial statements. These procedures included testing the effectiveness of controls relating to management's goodwill impairment assessment, including controls over the valuation of reporting units. These procedures also included among others (i) testing management's process for developing the fair value estimates; (ii) evaluating the appropriateness of the discounted cash flow models; (iii) testing the completeness and accuracy of underlying data used in the models; and (iv) evaluating the reasonableness of the weighted average cost of capital assumptions used by management. Professionals with specialized skill and knowledge were used to assist in evaluating the appropriateness of the discounted cash flow models and evaluating the reasonableness of the weighted average cost of capital assumption.

Impairment Assessment of Certain Pipeline Assets in the Transportation Segment

As described in Note 6 to the consolidated financial statements, the Partnership's consolidated net property, plant and equipment balance was \$14,611 million as of December 31, 2020. Management periodically evaluates property and equipment and other long-lived assets for impairment when events or circumstances indicate that the carrying value of these assets may not be recoverable. The carrying value of a long-lived asset is not recoverable if it exceeds the sum of the undiscounted cash flows expected to result from the use and eventual disposition of the asset. If the carrying value exceeds the sum of the undiscounted cash flows, an impairment loss equal to the amount by which the carrying value exceeds the fair value of the asset is recognized. The subjective assumptions used to determine the existence of an impairment in carrying value include whether there is an indication of impairment, the grouping of assets, the intention of "holding", "abandoning" or "selling" an asset, the forecast of undiscounted expected future cash flow over the asset's estimated useful life and, if an impairment exists, the fair value of the asset or asset group. During the year ended December 31, 2020, the macroeconomic and geopolitical conditions, including the collapse of oil prices driven by both the decrease in demand caused by the COVID-19 pandemic and excess supply, as well as changing market conditions and expected lower crude oil production in certain regions, resulted in expected decreases in future cash flows for certain assets, which was a triggering event that required management to assess the recoverability of the Partnership's carrying value of such long-lived assets. As a result, management recognized approximately \$541 million of non-cash impairment losses of which approximately \$415 million was associated with certain pipeline assets in the Transportation segment located in the Central region. The evaluation is highly dependent on management's key assumptions relating to the cash flows, including (i) future commodity volumes, (ii) tariff rates, (iii) future commodity prices, and (iv) estimated fixed and variable costs.

The principal considerations for our determination that performing procedures relating to the impairment assessment of certain pipeline assets included in the Transportation segment is a critical audit matter are (i) the significant judgment by management when developing the fair value measurement of these assets due to the forecasted cash flows; (ii) a high degree of auditor judgment, subjectivity and effort in performing procedures and evaluating management's significant assumption related to future commodity volumes; and (iii) the audit effort involved the use of professionals with specialized skill and knowledge.

Addressing the matter involved performing procedures and evaluating audit evidence in connection with forming our overall opinion on the consolidated financial statements. These procedures included testing the effectiveness of controls relating to the impairment assessment of pipeline assets, including controls over management's process to estimate fair value associated with certain pipeline assets included in the Transportation segment located in the Central region. These procedures also included, among others (i) testing management's process for developing the fair value of certain pipeline assets in the Transportation segment located in the Central region; (ii) evaluating the appropriateness of the discounted cash flow models; (iii) testing the completeness and accuracy of underlying data used in the models; and (iv) evaluating the reasonableness of significant assumptions used by management related to future commodity volumes. Evaluating management's assumptions related to future commodity volumes involved evaluating whether the assumptions used by management were reasonable considering (i) the current and past performance of the asset groups; (ii) the consistency with external market and industry data; and (iii) whether these assumptions were consistent with evidence obtained in other areas of the audit. Professionals with specialized skill and knowledge were used to assist in evaluating the appropriateness of the discounted cash flow models.

/s/ PricewaterhouseCoopers LLP

Houston, Texas
February 26, 2021

We have served as the Partnership's auditor since 1998.

PLAINS ALL AMERICAN PIPELINE, L.P. AND SUBSIDIARIES
CONSOLIDATED BALANCE SHEETS
(in millions, except unit data)

| | December 31, 2020 | December 31, 2019 |
|--|-------------------|-------------------|
| ASSETS | | |
| CURRENT ASSETS | | |
| Cash and cash equivalents | \$ 22 | \$ 45 |
| Restricted cash | 38 | 37 |
| Trade accounts receivable and other receivables, net | 2,553 | 3,614 |
| Inventory | 647 | 604 |
| Other current assets | 405 | 312 |
| Total current assets | <u>3,665</u> | <u>4,612</u> |
| PROPERTY AND EQUIPMENT | | |
| Accumulated depreciation | (3,974) | (3,593) |
| Property and equipment, net | <u>14,611</u> | <u>15,355</u> |
| OTHER ASSETS | | |
| Investments in unconsolidated entities | 3,764 | 3,683 |
| Goodwill | — | 2,540 |
| Linefill and base gas | 982 | 981 |
| Long-term operating lease right-of-use assets, net | 378 | 466 |
| Long-term inventory | 130 | 182 |
| Other long-term assets, net | 967 | 858 |
| Total assets | <u>\$ 24,497</u> | <u>\$ 28,677</u> |
| LIABILITIES AND PARTNERS' CAPITAL | | |
| CURRENT LIABILITIES | | |
| Trade accounts payable | \$ 2,437 | \$ 3,686 |
| Short-term debt | 831 | 504 |
| Other current liabilities | 985 | 827 |
| Total current liabilities | <u>4,253</u> | <u>5,017</u> |
| LONG-TERM LIABILITIES | | |
| Senior notes, net | 9,071 | 8,939 |
| Other long-term debt, net | 311 | 248 |
| Long-term operating lease liabilities | 317 | 387 |
| Other long-term liabilities and deferred credits | 807 | 891 |
| Total long-term liabilities | <u>10,506</u> | <u>10,465</u> |
| COMMITMENTS AND CONTINGENCIES (NOTE 19) | | |
| PARTNERS' CAPITAL | | |
| Series A preferred unitholders (71,090,468 and 71,090,468 units outstanding, respectively) | 1,505 | 1,505 |
| Series B preferred unitholders (800,000 and 800,000 units outstanding, respectively) | 787 | 787 |
| Common unitholders (722,380,416 and 728,028,576 units outstanding, respectively) | 7,301 | 10,770 |
| Total partners' capital excluding noncontrolling interests | <u>9,593</u> | <u>13,062</u> |
| Noncontrolling interests | 145 | 133 |
| Total partners' capital | <u>9,738</u> | <u>13,195</u> |
| Total liabilities and partners' capital | <u>\$ 24,497</u> | <u>\$ 28,677</u> |

The accompanying notes are an integral part of these consolidated financial statements.

PLAINS ALL AMERICAN PIPELINE, L.P. AND SUBSIDIARIES
CONSOLIDATED STATEMENTS OF OPERATIONS
(in millions, except per unit data)

| | Year Ended December 31, | | |
|---|-------------------------|-----------------|-----------------|
| | 2020 | 2019 | 2018 |
| REVENUES | | | |
| Supply and Logistics segment revenues | \$ 22,058 | \$ 32,272 | \$ 32,819 |
| Transportation segment revenues | 610 | 788 | 648 |
| Facilities segment revenues | 622 | 609 | 588 |
| Total revenues | 23,290 | 33,669 | 34,055 |
| COSTS AND EXPENSES | | | |
| Purchases and related costs | 20,431 | 29,452 | 29,793 |
| Field operating costs | 1,076 | 1,303 | 1,263 |
| General and administrative expenses | 271 | 297 | 316 |
| Depreciation and amortization | 653 | 601 | 520 |
| (Gains)/losses on asset sales and asset impairments, net (Note 6, Note 7) | 719 | 28 | (114) |
| Goodwill impairment losses (Note 8) | 2,515 | — | — |
| Total costs and expenses | 25,665 | 31,681 | 31,778 |
| OPERATING INCOME/(LOSS) | (2,375) | 1,988 | 2,277 |
| OTHER INCOME/(EXPENSE) | | | |
| Equity earnings in unconsolidated entities | 355 | 388 | 375 |
| Gain on/(impairment of) investments in unconsolidated entities, net (Note 9) | (182) | 271 | 200 |
| Interest expense (net of capitalized interest of \$24, \$34 and \$30, respectively) | (436) | (425) | (431) |
| Other income/(expense), net | 39 | 24 | (7) |
| INCOME/(LOSS) BEFORE TAX | (2,599) | 2,246 | 2,414 |
| Current income tax expense | (51) | (112) | (66) |
| Deferred income tax (expense)/benefit | 70 | 46 | (132) |
| NET INCOME/(LOSS) | (2,580) | 2,180 | 2,216 |
| Net income attributable to noncontrolling interests | (10) | (9) | — |
| NET INCOME/(LOSS) ATTRIBUTABLE TO PAA | <u>\$ (2,590)</u> | <u>\$ 2,171</u> | <u>\$ 2,216</u> |
| NET INCOME/(LOSS) PER COMMON UNIT (NOTE 4): | | | |
| Net income/(loss) allocated to common unitholders — Basic | \$ (2,790) | \$ 1,967 | \$ 2,009 |
| Basic weighted average common units outstanding | 728 | 727 | 726 |
| Basic net income/(loss) per common unit | <u>\$ (3.83)</u> | <u>\$ 2.70</u> | <u>\$ 2.77</u> |
| Net income/(loss) allocated to common unitholders — Diluted | \$ (2,790) | \$ 2,119 | \$ 2,164 |
| Diluted weighted average common units outstanding | 728 | 800 | 799 |
| Diluted net income/(loss) per common unit | <u>\$ (3.83)</u> | <u>\$ 2.65</u> | <u>\$ 2.71</u> |

The accompanying notes are an integral part of these consolidated financial statements.

PLAINS ALL AMERICAN PIPELINE, L.P. AND SUBSIDIARIES
CONSOLIDATED STATEMENTS OF COMPREHENSIVE INCOME/(LOSS)
(in millions)

| | Year Ended December 31, | | |
|---|-------------------------|-----------------|-----------------|
| | 2020 | 2019 | 2018 |
| Net income/(loss) | \$ (2,580) | \$ 2,180 | \$ 2,216 |
| Other comprehensive income/(loss) | 15 | 97 | (260) |
| Comprehensive income/(loss) | (2,565) | 2,277 | 1,956 |
| Comprehensive income attributable to noncontrolling interests | (10) | (9) | — |
| Comprehensive income/(loss) attributable to PAA | <u>\$ (2,575)</u> | <u>\$ 2,268</u> | <u>\$ 1,956</u> |

The accompanying notes are an integral part of these consolidated financial statements.

PLAINS ALL AMERICAN PIPELINE, L.P. AND SUBSIDIARIES
CONSOLIDATED STATEMENTS OF CHANGES IN ACCUMULATED
OTHER COMPREHENSIVE INCOME/(LOSS)
(in millions)

| | Derivative Instruments | Translation Adjustments | Other | Total |
|----------------------------------|---------------------------|----------------------------|---------------|-------------------|
| Balance at December 31, 2017 | <u>\$ (223)</u> | <u>\$ (548)</u> | <u>\$ 1</u> | <u>\$ (770)</u> |
| Reclassification adjustments | 8 | — | — | 8 |
| Unrealized gain on hedges | 38 | — | — | 38 |
| Currency translation adjustments | — | (305) | — | (305) |
| Other | — | — | (1) | (1) |
| 2018 Activity | <u>46</u> | <u>(305)</u> | <u>(1)</u> | <u>(260)</u> |
| Balance at December 31, 2018 | <u>\$ (177)</u> | <u>\$ (853)</u> | <u>\$ —</u> | <u>\$ (1,030)</u> |
| Reclassification adjustments | 9 | — | — | 9 |
| Unrealized loss on hedges | (91) | — | — | (91) |
| Currency translation adjustments | — | 179 | — | 179 |
| 2019 Activity | <u>(82)</u> | <u>179</u> | <u>—</u> | <u>97</u> |
| Balance at December 31, 2019 | <u>\$ (259)</u> | <u>\$ (674)</u> | <u>\$ —</u> | <u>\$ (933)</u> |
| Reclassification adjustments | 11 | — | — | 11 |
| Unrealized loss on hedges | (10) | — | — | (10) |
| Currency translation adjustments | — | 17 | — | 17 |
| Other | — | — | (3) | (3) |
| 2020 Activity | <u>1</u> | <u>17</u> | <u>(3)</u> | <u>15</u> |
| Balance at December 31, 2020 | <u>\$ (258)</u> | <u>\$ (657)</u> | <u>\$ (3)</u> | <u>\$ (918)</u> |

The accompanying notes are an integral part of these consolidated financial statements.

PLAINS ALL AMERICAN PIPELINE, L.P. AND SUBSIDIARIES
CONSOLIDATED STATEMENTS OF CASH FLOWS
(in millions)

| | Year Ended December 31, | | |
|--|-------------------------|----------|----------|
| | 2020 | 2019 | 2018 |
| CASH FLOWS FROM OPERATING ACTIVITIES | | | |
| Net income/(loss) | \$ (2,580) | \$ 2,180 | \$ 2,216 |
| Reconciliation of net income/(loss) to net cash provided by operating activities: | | | |
| Depreciation and amortization | 653 | 601 | 520 |
| (Gains)/losses on asset sales and asset impairments, net (Note 6, Note 7) | 719 | 28 | (114) |
| Goodwill impairment losses (Note 8) | 2,515 | — | — |
| Equity-indexed compensation expense | 15 | 34 | 79 |
| Inventory valuation adjustments (Note 5) | 233 | 11 | 8 |
| Deferred income tax expense/(benefit) | (70) | (46) | 132 |
| Settlement of terminated interest rate hedging instruments | (100) | (55) | 14 |
| Equity earnings in unconsolidated entities | (355) | (388) | (375) |
| Distributions on earnings from unconsolidated entities | 472 | 401 | 422 |
| (Gain on)/impairment of investments in unconsolidated entities, net (Note 9) | 182 | (271) | (200) |
| Other | (12) | 21 | 39 |
| Changes in assets and liabilities, net of acquisitions: | | | |
| Trade accounts receivable and other | 1,432 | (1,158) | 309 |
| Inventory | (304) | (5) | (75) |
| Trade accounts payable and other | (1,286) | 1,151 | (367) |
| Net cash provided by operating activities | 1,514 | 2,504 | 2,608 |
| CASH FLOWS FROM INVESTING ACTIVITIES | | | |
| Cash paid in connection with acquisitions, net of cash acquired (Note 7) | (310) | (50) | — |
| Investments in unconsolidated entities (Note 9) | (461) | (524) | (468) |
| Additions to property, equipment and other | (738) | (1,181) | (1,634) |
| Proceeds from sales of assets (Note 7) | 429 | 77 | 1,334 |
| Cash paid for purchases of linefill and base gas | (14) | (74) | (45) |
| Other investing activities | 1 | (13) | — |
| Net cash used in investing activities | (1,093) | (1,765) | (813) |
| CASH FLOWS FROM FINANCING ACTIVITIES | | | |
| Net borrowings/(repayments) under commercial paper program (Note 11) | 456 | 93 | (123) |
| Net borrowings/(repayments) under senior secured hedged inventory facility (Note 11) | (160) | 325 | (778) |
| Proceeds from GO Zone term loans (Note 11) | — | — | 200 |
| Proceeds from the issuance of senior notes (Note 11) | 748 | 998 | — |
| Repayments of senior notes (Note 11) | (617) | (1,000) | — |
| Repurchase of common units (Note 12) | (50) | — | — |
| Distributions paid to Series A preferred unitholders (Note 12) | (149) | (149) | (112) |
| Distributions paid to Series B preferred unitholders (Note 12) | (49) | (49) | (49) |
| Distributions paid to common unitholders (Note 12) | (655) | (1,004) | (871) |
| Sale of noncontrolling interest in a subsidiary (Note 12) | — | 128 | — |
| Other financing activities | 41 | (62) | (24) |
| Net cash used in financing activities | (435) | (720) | (1,757) |
| Effect of translation adjustment | (8) | (3) | (9) |
| Net increase/(decrease) in cash and cash equivalents and restricted cash | (22) | 16 | 29 |
| Cash and cash equivalents and restricted cash, beginning of period | 82 | 66 | 37 |
| Cash and cash equivalents and restricted cash, end of period | \$ 60 | \$ 82 | \$ 66 |
| Cash paid for: | | | |
| Interest, net of amounts capitalized | \$ 428 | \$ 397 | \$ 400 |
| Income taxes, net of amounts refunded | \$ 111 | \$ 136 | \$ 21 |

The accompanying notes are an integral part of these consolidated financial statements.

PLAINS ALL AMERICAN PIPELINE, L.P. AND SUBSIDIARIES
CONSOLIDATED STATEMENTS OF CHANGES IN PARTNERS' CAPITAL
(in millions)

| | Limited Partners | | | Partners' Capital Excluding Noncontrolling Interests | Noncontrolling Interests | Total Partners' Capital |
|---|-----------------------|----------|-----------------------|---|-----------------------------|----------------------------|
| | Preferred Unitholders | | Common Unitholders | | | |
| | Series A | Series B | | | | |
| Balance at December 31, 2017 | \$ 1,505 | \$ 788 | \$ 8,665 | \$ 10,958 | \$ — | \$ 10,958 |
| Impact of adoption of ASU 2017-05 | — | — | 113 | 113 | — | 113 |
| Balance at January 1, 2018 | 1,505 | 788 | 8,778 | 11,071 | — | 11,071 |
| Net income | 149 | 49 | 2,018 | 2,216 | — | 2,216 |
| Distributions (Note 12) | (149) | (49) | (871) | (1,069) | — | (1,069) |
| Other comprehensive loss | — | — | (260) | (260) | — | (260) |
| Equity-indexed compensation expense | — | — | 56 | 56 | — | 56 |
| Other | — | (1) | (11) | (12) | — | (12) |
| Balance at December 31, 2018 | \$ 1,505 | \$ 787 | \$ 9,710 | \$ 12,002 | \$ — | \$ 12,002 |
| Net income | 149 | 49 | 1,973 | 2,171 | 9 | 2,180 |
| Distributions (Note 12) | (149) | (49) | (1,004) | (1,202) | (6) | (1,208) |
| Other comprehensive income | — | — | 97 | 97 | — | 97 |
| Equity-indexed compensation expense | — | — | 17 | 17 | — | 17 |
| Sale of noncontrolling interest in a subsidiary (Note 12) | — | — | (2) | (2) | 130 | 128 |
| Other | — | — | (21) | (21) | — | (21) |
| Balance at December 31, 2019 | \$ 1,505 | \$ 787 | \$ 10,770 | \$ 13,062 | \$ 133 | \$ 13,195 |
| Net income/(loss) | 149 | 49 | (2,788) | (2,590) | 10 | (2,580) |
| Distributions (Note 12) | (149) | (49) | (655) | (853) | (10) | (863) |
| Other comprehensive income | — | — | 15 | 15 | — | 15 |
| Equity-indexed compensation expense | — | — | 19 | 19 | — | 19 |
| Repurchase of common units (Note 12) | — | — | (50) | (50) | — | (50) |
| Contributions from noncontrolling interests (Note 12) | — | — | — | — | 12 | 12 |
| Other | — | — | (10) | (10) | — | (10) |
| Balance at December 31, 2020 | \$ 1,505 | \$ 787 | \$ 7,301 | \$ 9,593 | \$ 145 | \$ 9,738 |

The accompanying notes are an integral part of these consolidated financial statements.

PLAINS ALL AMERICAN PIPELINE, L.P. AND SUBSIDIARIES
NOTES TO THE CONSOLIDATED FINANCIAL STATEMENTS

Note 1—Organization and Basis of Consolidation and Presentation

Organization

Plains All American Pipeline, L.P. ("PAA") is a Delaware limited partnership formed in 1998. Our operations are conducted directly and indirectly through our primary operating subsidiaries. As used in this Form 10-K and unless the context indicates otherwise, the terms "Partnership," "we," "us," "our," "ours" and similar terms refer to PAA and its subsidiaries.

Our business model integrates large-scale supply aggregation capabilities with the ownership and operation of critical midstream infrastructure systems that connect major producing regions to key demand centers and export terminals. As one of the largest midstream service providers in North America, we own an extensive network of pipeline transportation, terminalling, storage and gathering assets in key crude oil and natural gas liquids ("NGL") producing basins (including the Permian Basin) and transportation corridors and at major market hubs in the United States and Canada. Our assets and the services we provide are primarily focused on crude oil, NGL and natural gas. Our business activities are conducted through three operating segments: Transportation, Facilities and Supply and Logistics. See Note 21 for further discussion of our operating segments.

Our non-economic general partner interest is held by PAA GP LLC ("PAA GP"), a Delaware limited liability company, whose sole member is Plains AAP, L.P. ("AAP"), a Delaware limited partnership. In addition to its ownership of PAA GP, as of December 31, 2020, AAP also owned a limited partner interest in us through its ownership of approximately 245.8 million of our common units (approximately 31% of our total outstanding common units and Series A preferred units combined). Plains All American GP LLC ("GP LLC"), a Delaware limited liability company, is AAP's general partner. Plains GP Holdings, L.P. ("PAGP") is the sole and managing member of GP LLC, and, at December 31, 2020, owned an approximate 79% limited partner interest in AAP. PAA GP Holdings LLC ("PAGP GP") is the general partner of PAGP.

As the sole member of GP LLC, PAGP has responsibility for conducting our business and managing our operations; however, the board of directors of PAGP GP has ultimate responsibility for managing the business and affairs of PAGP, AAP and us. GP LLC employs our domestic officers and personnel; our Canadian officers and personnel are employed by our subsidiary, Plains Midstream Canada ULC.

References to the "PAGP Entities" include PAGP GP, PAGP, GP LLC, AAP and PAA GP. References to our "general partner," as the context requires, include any or all of the PAGP Entities. References to the "Plains Entities" include us, our subsidiaries and the PAGP Entities.

PLAINS ALL AMERICAN PIPELINE, L.P. AND SUBSIDIARIES
NOTES TO THE CONSOLIDATED FINANCIAL STATEMENTS

Definitions

Additional defined terms are used in the following notes and shall have the meanings indicated below:

| | | |
|--------|---|--|
| AOCI | = | Accumulated other comprehensive income/(loss) |
| ASC | = | Accounting Standards Codification |
| ASU | = | Accounting Standards Update |
| Bcf | = | Billion cubic feet |
| CAD | = | Canadian dollar |
| CODM | = | Chief Operating Decision Maker |
| DERs | = | Distribution equivalent rights |
| EBITDA | = | Earnings before interest, taxes, depreciation and amortization |
| EPA | = | United States Environmental Protection Agency |
| FASB | = | Financial Accounting Standards Board |
| GAAP | = | Generally accepted accounting principles in the United States |
| ICE | = | Intercontinental Exchange |
| ISDA | = | International Swaps and Derivatives Association |
| LIBOR | = | London Interbank Offered Rate |
| LTIP | = | Long-term incentive plan |
| Mcf | = | Thousand cubic feet |
| MMbbls | = | Million barrels |
| MLP | = | Master limited partnership |
| NGL | = | Natural gas liquids, including ethane, propane and butane |
| NYMEX | = | New York Mercantile Exchange |
| Oxy | = | Occidental Petroleum Corporation or its subsidiaries |
| SEC | = | United States Securities and Exchange Commission |
| TWh | = | Terawatt hour |
| U.S. | = | United States |
| USD | = | United States dollar |
| WTI | = | West Texas Intermediate |

Basis of Consolidation and Presentation

The accompanying financial statements and related notes present and discuss our consolidated financial position as of December 31, 2020 and 2019, and the consolidated results of our operations, cash flows, changes in partners' capital, comprehensive income and changes in accumulated other comprehensive income/(loss) for the years ended December 31, 2020, 2019 and 2018. All significant intercompany transactions have been eliminated in consolidation, and certain reclassifications have been made to information from previous years to conform to the current presentation.

The accompanying consolidated financial statements include the accounts of PAA and all of its wholly owned subsidiaries and those entities that it controls. Investments in entities over which we have significant influence but not control are accounted for by the equity method. We apply proportionate consolidation for pipelines and other assets in which we own undivided joint interests.

Subsequent events have been evaluated through the financial statements issuance date and have been included in the following footnotes where applicable.

PLAINS ALL AMERICAN PIPELINE, L.P. AND SUBSIDIARIES
NOTES TO THE CONSOLIDATED FINANCIAL STATEMENTS

COVID-19

During 2020, the novel coronavirus ("COVID-19") pandemic resulted in a swift and material decline in global crude oil demand, which contributed to an oversupply of crude oil that was exacerbated by increases in production from certain suppliers in the global oil markets. These macroeconomic and industry specific challenges resulted in a number of impairment charges recognized during 2020. See Note 6, Note 8 and Note 9 for further discussion of these impairments.

Many uncertainties remain with respect to COVID-19, including uncertainty regarding the length of time the pandemic will continue, as well as the timing, pace and extent of an economic recovery in the United States, Canada and elsewhere, and how such uncertainties will impact the energy industry and our business. As a result, these matters may affect our estimates and assumptions on amounts reported in the financial statements and accompanying notes in the near term.

Note 2—Summary of Significant Accounting Policies***Use of Estimates***

The preparation of financial statements in conformity with GAAP requires us to make estimates and assumptions that affect the reported amounts of assets and liabilities, as well as the disclosure of contingent assets and liabilities at the date of the financial statements. Such estimates and assumptions also affect the reported amounts of revenues and expenses during the reporting period. We make significant estimates with respect to (i) estimated fair value of assets and liabilities acquired and identification of associated goodwill and intangible assets, (ii) impairment assessments of goodwill and intangible assets, (iii) fair value of derivatives, (iv) accruals and contingent liabilities, (v) property and equipment, depreciation and amortization expense and asset retirement obligations, (vi) impairment assessments of property and equipment and investments in unconsolidated entities and (vii) inventory valuations. Although we believe these estimates are reasonable, actual results could differ from these estimates.

Purchases and Related Costs

Purchases and related costs include (i) the weighted average cost of crude oil, NGL and natural gas sold to customers, (ii) fees incurred for storage and transportation, whether by pipeline, truck or rail and (iii) performance-related bonus costs. These costs are recognized when incurred except in the case of products sold, which are recognized at the time title transfers to our customers. Inventory exchanges under buy/sell transactions are presented net in "Purchases and related costs" in our Consolidated Statements of Operations.

Field Operating Costs and General and Administrative Expenses

Field operating costs consist of various field operating expenses, including payroll, compensation and benefits costs for operations personnel; fuel and power costs (including the impact of gains and losses from derivative related activities); third-party trucking transportation costs for our U.S. crude oil operations; maintenance and integrity management costs; regulatory compliance; environmental remediation; insurance; costs for usage of third-party owned pipeline, rail and storage assets; vehicle leases; and property taxes. General and administrative expenses consist primarily of payroll, compensation and benefits costs; certain information systems and legal costs; office rent; contract and consultant costs; and audit and tax fees.

Foreign Currency Transactions/Translation

Certain of our subsidiaries use the Canadian dollar as their functional currency. Assets and liabilities of subsidiaries with a Canadian dollar functional currency are translated at period-end rates of exchange, and revenues and expenses are translated at average exchange rates prevailing for each month. The resulting translation adjustments are made directly to a separate component of other comprehensive income, which is reflected in Partners' Capital on our Consolidated Balance Sheets.

PLAINS ALL AMERICAN PIPELINE, L.P. AND SUBSIDIARIES
NOTES TO THE CONSOLIDATED FINANCIAL STATEMENTS

Certain of our subsidiaries also enter into transactions and have monetary assets and liabilities that are denominated in a currency other than the entities' respective functional currencies. Gains and losses from the revaluation of foreign currency transactions and monetary assets and liabilities are generally included in the Consolidated Statements of Operations. However, gains and losses arising from intercompany foreign currency transactions that are of a long-term investment nature are reported in the same manner as translation adjustments. For the years ended December 31, 2020, 2019 and 2018, the revaluation of foreign currency transactions and monetary assets and liabilities resulted in the recognitions of net gains of \$16 million, \$1 million and \$1 million, respectively, in our Consolidated Statements of Operations.

Cash and Cash Equivalents and Restricted Cash

Cash and cash equivalents consist of all unrestricted demand deposits and funds invested in highly liquid instruments with original maturities of three months or less and typically exceed federally insured limits. We periodically assess the financial condition of the institutions where these funds are held and believe that our credit risk is minimal.

In accordance with our policy, unless they may be covered by funds on deposit, outstanding checks are classified as trade accounts payable rather than negative cash. As of December 31, 2020 and 2019, trade accounts payable included \$27 million and \$38 million, respectively, of outstanding checks that were reclassified from cash and cash equivalents.

Restricted cash includes cash held by us that is unavailable for general use and is comprised of amounts advanced to us by certain equity method investees related to the construction of fixed assets where we serve as construction manager. The following table presents a reconciliation of cash and cash equivalents and restricted cash reported on our Consolidated Balance Sheets that sum to the total of the amount shown on our Consolidated Statements of Cash Flows (in millions):

| | December 31, | |
|--|---------------------|--------------|
| | 2020 | 2019 |
| Cash and cash equivalents | \$ 22 | \$ 45 |
| Restricted cash | 38 | 37 |
| Total cash and cash equivalents and restricted cash | \$ 60 | \$ 82 |

Noncontrolling Interests

Noncontrolling interest represents the portion of assets and liabilities in a consolidated subsidiary that is owned by a third party. FASB guidance requires all entities to report noncontrolling interests in subsidiaries as a component of equity in the consolidated financial statements. See Note 12 for additional discussion regarding our noncontrolling interests.

Asset Retirement Obligations

FASB guidance establishes accounting requirements for retirement obligations associated with tangible long-lived assets, including estimates related to (i) the time of the liability recognition, (ii) initial measurement of the liability, (iii) allocation of asset retirement cost to expense, (iv) subsequent measurement of the liability and (v) financial statement disclosures. FASB guidance also requires that the cost for asset retirement should be capitalized as part of the cost of the related long-lived asset and subsequently allocated to expense using a systematic and rational method.

Some of our assets, primarily related to our Transportation and Facilities segments, have contractual or regulatory obligations to perform remediation and, in some instances, dismantlement and removal activities when the assets are abandoned. These obligations include varying levels of activity including disconnecting inactive assets from active assets, cleaning and purging assets, and in some cases, completely removing the assets and returning the land to its original state. These assets have been in existence for many years and with regular maintenance will continue to be in service for many years to come. It is not possible to predict when demand for these transportation or storage services will cease, and we do not believe that such demand will cease for the foreseeable future. Accordingly, we believe the date when these assets will be abandoned is indeterminate. With no reasonably determinable abandonment date, we cannot reasonably estimate the fair value of the associated asset retirement obligations. We will record asset retirement obligations for these assets in the period in which sufficient information becomes available for us to reasonably determine the settlement dates.

PLAINS ALL AMERICAN PIPELINE, L.P. AND SUBSIDIARIES
NOTES TO THE CONSOLIDATED FINANCIAL STATEMENTS

A small portion of our contractual or regulatory obligations is related to assets that are inactive or that we plan to take out of service and, although the ultimate timing and costs to settle these obligations are not known with certainty, we have recorded a reasonable estimate of these obligations. The following table presents the change in the liability for asset retirement obligations, substantially all of which is reflected in "Other long-term liabilities and deferred credits" on our Consolidated Balance Sheets as of December 31, 2020, 2019 and 2018 (in millions):

| | December 31, | | |
|-----------------------------------|---------------|---------------|---------------|
| | 2020 | 2019 | 2018 |
| Beginning balance | \$ 137 | \$ 109 | \$ 103 |
| Liabilities incurred | 12 | 3 | 3 |
| Liabilities settled | (1) | (3) | (3) |
| Accretion expense | 5 | 5 | 4 |
| Revisions in estimated cash flows | (18) | 23 | 2 |
| Ending balance | <u>\$ 135</u> | <u>\$ 137</u> | <u>\$ 109</u> |

Fair Value Measurements

Financial assets and liabilities are classified in their entirety based on the lowest level of input that is significant to the fair value measurement. Our assessment of the significance of a particular input to the fair value measurement requires judgment, which affects the placement of assets and liabilities within the fair value hierarchy levels. The determination of the fair values includes not only the credit standing of the counterparties involved and the impact of credit enhancements (such as cash deposits and letters of credit) but also the impact of our nonperformance risk on our liabilities. The fair value of our commodity derivatives, interest rate derivatives and foreign currency derivatives includes adjustments for credit risk. Our credit adjustment methodology uses market observable inputs and requires judgment. There were no changes to any of our valuation techniques during the period. See Note 13 for further discussion.

Other Significant Accounting Policies

See the respective footnotes for our accounting policies regarding (i) revenues and accounts receivable, (ii) net income/(loss) per common unit, (iii) inventory, linefill and base gas and long-term inventory, (iv) property and equipment, (v) acquisitions, (vi) goodwill, (vii) investments in unconsolidated entities, (viii) other long-term assets, net, (ix) income allocation for partners' capital presentation purposes, (x) derivatives and risk management activities, (xi) leases, (xii) income taxes, (xiii) equity-indexed compensation and (xiv) legal and environmental matters.

Recent Accounting Pronouncements

In August 2020, the FASB issued ASU 2020-06, *Debt—Debt with Conversion and Other Options (Subtopic 470-20) and Derivatives and Hedging—Contracts in Entity's Own Equity (Subtopic 815-40): Accounting for Convertible Instruments and Contracts in an Entity's Own Equity*, which simplifies accounting for certain financial instruments with characteristics of liabilities and equity, including convertible instruments and contracts on an entity's own equity, by eliminating two of the three models that require separate accounting for embedded conversion features and the settlement assessment that entities are required to perform to determine whether a contract qualifies for equity classification. This guidance is effective for interim and annual periods beginning after December 15, 2021, with early adoption permitted. We are currently evaluating the effect that this guidance will have on our financial position, results of operations and cash flows.

In March 2020, the FASB issued ASU 2020-04, *Reference Rate Reform (Topic 848): Facilitation of the Effects of Reference Rate Reform on Financial Reporting*, which provides optional expedients and exceptions for applying GAAP to contracts, hedging relationships and other transactions that reference LIBOR or another reference rate expected to be discontinued because of reference rate reform. This guidance is effective prospectively upon issuance through December 31, 2022 and may be applied from the beginning of an interim period that includes the issuance date of this ASU. We will apply applicable expedients and exceptions to contract modifications through December 31, 2022.

PLAINS ALL AMERICAN PIPELINE, L.P. AND SUBSIDIARIES
NOTES TO THE CONSOLIDATED FINANCIAL STATEMENTS

In December 2019, the FASB issued ASU 2019-12, *Income Taxes (Topic 740): Simplifying the Accounting for Income Taxes*, to simplify the accounting for income taxes based on changes suggested by stakeholders as part of the FASB's simplification initiative. This guidance is effective for interim and annual periods beginning after December 15, 2020, with early adoption permitted. We will adopt this guidance effective January 1, 2021, and do not anticipate that the adoption will have a material impact on our financial position, results of operations or cash flows.

In April 2019, the FASB issued ASU 2019-04, *Codification Improvements to Topic 326, Financial Instruments—Credit Losses, Topic 815, Derivatives and Hedging, and Topic 825, Financial Instruments*, which clarifies certain aspects of accounting for credit losses, hedging activities and financial instruments. We adopted this guidance effective January 1, 2020, and our adoption did not have a material impact on our financial position, results of operations or cash flows.

In October 2018, the FASB issued ASU 2018-17, *Consolidation (Topic 810): Targeted Improvements to Related Party Guidance for Variable Interest Entities*, in response to stakeholder observations that improvements could be made by requiring reporting entities to consider indirect interests held through related parties under common control on a proportional basis rather than as the equivalent of a direct interest in its entirety as currently required in GAAP. This guidance is effective for interim and annual periods beginning after December 15, 2019, with early adoption permitted. We adopted this guidance effective January 1, 2020, and our adoption did not have a material impact on our financial position, results of operations or cash flows.

In August 2018, the FASB issued ASU 2018-15, *Intangibles—Goodwill and Other—Internal-Use Software (Subtopic 350-40): Customer's Accounting for Implementation Costs Incurred in a Cloud Computing Arrangement That Is a Service Contract (a consensus of the FASB Emerging Issues Task Force)*, to address the accounting for implementation costs of a hosting arrangement that is a service contract and to align the accounting for implementation costs for hosting arrangements, regardless of whether they convey a license to the hosted software. This guidance is effective for interim and annual periods beginning after December 15, 2019, with early adoption permitted. We adopted this guidance effective January 1, 2020, and our adoption did not have a material impact on our financial position, results of operations or cash flows.

In August 2018, the FASB issued ASU 2018-13, *Fair Value Measurement (Topic 820): Disclosure Framework—Changes to the Disclosure Requirements for Fair Value Measurement*, modifying the disclosure requirements on fair value measurements in Topic 820. This guidance is effective for interim and annual periods beginning after December 15, 2019, with early adoption permitted. We adopted this guidance effective January 1, 2020, and our adoption did not have a material impact on our financial position, results of operations or cash flows.

In June 2016, the FASB issued ASU 2016-13, *Financial Instruments—Credit Losses (Topic 326): Measurement of Credit Losses on Financial Instruments* (followed by a series of related accounting standard updates), which amends guidance on the impairment of financial instruments and adds an impairment model (known as the current expected credit loss (or CECL) model) that is based on expected losses rather than incurred losses. This guidance became effective for interim and annual periods beginning after December 15, 2019, with early adoption permitted by one year. We adopted this guidance effective January 1, 2020, and our adoption did not have a material impact on our financial position, results of operations or cash flows.

Note 3—Revenues and Accounts Receivable

Revenue Recognition

We disaggregate our revenues by segment and type of activity. These categories depict how the nature, amount, timing and uncertainty of revenues and cash flows are affected by economic factors.

Supply and Logistics Segment Revenues from Contracts with Customers. The following table presents our Supply and Logistics segment revenues from contracts with customers disaggregated by type of activity (in millions):

| | Year Ended December 31, | | |
|--|-------------------------|------------------|------------------|
| | 2020 | 2019 | 2018 |
| Supply and Logistics segment revenues from contracts with customers | | | |
| Crude oil transactions | \$ 21,202 | \$ 30,082 | \$ 29,592 |
| NGL and other transactions | 1,149 | 1,884 | 3,108 |
| Total Supply and Logistics segment revenues from contracts with customers | \$ 22,351 | \$ 31,966 | \$ 32,700 |

PLAINS ALL AMERICAN PIPELINE, L.P. AND SUBSIDIARIES
NOTES TO THE CONSOLIDATED FINANCIAL STATEMENTS

Revenues from sales of crude oil, NGL and natural gas are recognized at the time title to the product sold transfers to the purchaser, which occurs upon delivery of the product to the purchaser or its designee. Sales of crude oil and NGL consist of outright sales contracts. The consideration received under these contracts is variable based on commodity prices. Inventory exchanges under buy/sell transactions are excluded from Supply and Logistics segment revenues in our Consolidated Statements of Operations. Revenues recognized by our Supply and Logistics segment primarily represent margin based activities.

In addition, we have certain crude oil sales agreements that are entered into in conjunction with storage arrangements and future inventory exchanges. The revenues under these agreements are deferred until all performance obligations associated with the related agreements are completed. The inventory that has been sold under these crude oil sales agreements is reflected in "Other current assets" on our Consolidated Balance Sheet until all of our performance obligations are complete. At that time, the inventory that has been sold is removed from our Consolidated Balance Sheet and recorded as "Purchases and related costs" in our Consolidated Statement of Operations. See "*Contract Balances*" below for further discussion of contract liabilities associated with these agreements. The following table presents amounts in Other current assets and deferred revenue associated with these agreements (in millions):

| | December 31, | |
|---------------------------------|---------------------|-------------|
| | 2020 | 2019 |
| Other current assets | \$ 229 | \$ 142 |
| Deferred revenue ⁽¹⁾ | \$ 361 | \$ 155 |

(1) Included in "Other current liabilities" on our Consolidated Balance Sheet.

We may also utilize derivatives in connection with the transactions described above. Derivative revenue is not included as a component of revenue from contracts with customers, but is included in other items in revenue. The change in the fair value of derivatives that are not designated or do not qualify for hedge accounting is recognized in revenues each period.

Transportation Segment Revenues from Contracts with Customers. The following table presents our Transportation segment revenues from contracts with customers disaggregated by type of activity (in millions):

| | Year Ended December 31, | | |
|--|--------------------------------|-----------------|-----------------|
| | 2020 | 2019 | 2018 |
| Transportation segment revenues from contracts with customers | | | |
| Tariff activities: | | | |
| Crude oil pipelines | \$ 1,805 | \$ 2,039 | \$ 1,724 |
| NGL pipelines | 101 | 99 | 103 |
| Total tariff activities | 1,906 | 2,138 | 1,827 |
| Trucking | 99 | 145 | 149 |
| Total Transportation segment revenues from contracts with customers | \$ 2,005 | \$ 2,283 | \$ 1,976 |

Our Transportation segment operations generally consist of fee-based activities associated with transporting crude oil and NGL on pipelines and trucks. Revenues from pipeline tariffs and fees are associated with the transportation of crude oil and NGL at a published tariff. We primarily recognize pipeline tariff and fee revenues over time as services are rendered, based on the volumes transported. As is common in the pipeline transportation industry, our tariffs incorporate a loss allowance factor. We recognize the allowance volumes collected as part of the transaction price and record this non-cash consideration at fair value, measured as of the contract inception date.

PLAINS ALL AMERICAN PIPELINE, L.P. AND SUBSIDIARIES
NOTES TO THE CONSOLIDATED FINANCIAL STATEMENTS

Facilities Segment Revenues from Contracts with Customers. The following table presents our Facilities segment revenues from contracts with customers disaggregated by type of activity (in millions):

| | Year Ended December 31, | | |
|--|-------------------------|-----------------|-----------------|
| | 2020 | 2019 | 2018 |
| Facilities segment revenues from contracts with customers | | | |
| Crude oil, NGL and other terminalling and storage | \$ 704 | \$ 697 | \$ 688 |
| NGL and natural gas processing and fractionation | 350 | 349 | 364 |
| Rail load / unload | 45 | 76 | 84 |
| Total Facilities segment revenues from contracts with customers | \$ 1,099 | \$ 1,122 | \$ 1,136 |

Our Facilities segment operations generally consist of fee-based activities associated with providing storage, terminalling and throughput services primarily for crude oil, NGL and natural gas, as well as NGL fractionation and isomerization services and natural gas and condensate processing services. Revenues generated in this segment include (i) fees that are generated when we receive liquids from one connecting source and deliver the applicable product to another connecting carrier, fees from storage capacity agreements and fees associated with natural gas storage related activities (collectively "Crude oil, NGL and other terminalling and storage"), (ii) fees from natural gas and condensate processing services and from NGL fractionation and isomerization services (collectively, "NGL and natural gas processing and fractionation") and (iii) loading and unloading fees at our rail terminals.

We generate revenue through a combination of month-to-month and multi-year agreements and processing arrangements. Storage fees are typically recognized in revenue ratably over the term of the contract regardless of the actual storage capacity utilized as our performance obligation is to make available storage capacity for a period of time. Terminal fees (including throughput and rail fees) are recognized as the liquids enter or exit the terminal and are received from or delivered to the connecting carrier or third-party terminal, as applicable. Fees from NGL fractionation and isomerization services and gas processing services are recognized in the period when the services are performed. Natural gas storage related activities fees are recognized in the period the natural gas moves across our header system. We recognize rail loading and unloading fees when the volumes are delivered or received.

Reconciliation to Total Revenues of Reportable Segments. The following disclosures only include information regarding revenues associated with consolidated entities, and revenues from entities accounted for by the equity method are not included in the disclosures. The following tables present the reconciliation of our revenues from contracts with customers (as described above for each segment) to segment revenues and total revenues as disclosed in our Consolidated Statements of Operations (in millions):

| Year Ended December 31, 2020 | Transportation | Facilities | Supply and Logistics | Total |
|--|-----------------|-----------------|----------------------|------------------|
| Revenues from contracts with customers | \$ 2,005 | \$ 1,099 | \$ 22,351 | \$ 25,455 |
| Other items in revenues | 15 | 39 | (292) | (238) |
| Total revenues of reportable segments | \$ 2,020 | \$ 1,138 | \$ 22,059 | \$ 25,217 |
| Intersegment revenues | | | | (1,927) |
| Total revenues | | | | \$ 23,290 |

| Year Ended December 31, 2019 | Transportation | Facilities | Supply and Logistics | Total |
|--|-----------------|-----------------|----------------------|------------------|
| Revenues from contracts with customers | \$ 2,283 | \$ 1,122 | \$ 31,966 | \$ 35,371 |
| Other items in revenues | 37 | 49 | 310 | 396 |
| Total revenues of reportable segments | \$ 2,320 | \$ 1,171 | \$ 32,276 | \$ 35,767 |
| Intersegment revenues | | | | (2,098) |
| Total revenues | | | | \$ 33,669 |

PLAINS ALL AMERICAN PIPELINE, L.P. AND SUBSIDIARIES
NOTES TO THE CONSOLIDATED FINANCIAL STATEMENTS

| Year Ended December 31, 2018 | Transportation | Facilities | Supply and Logistics | Total |
|--|----------------|------------|----------------------|-----------|
| Revenues from contracts with customers | \$ 1,976 | \$ 1,136 | \$ 32,700 | \$ 35,812 |
| Other items in revenues | 14 | 25 | 122 | 161 |
| Total revenues of reportable segments | \$ 1,990 | \$ 1,161 | \$ 32,822 | \$ 35,973 |
| Intersegment revenues | | | | (1,918) |
| Total revenues | | | | \$ 34,055 |

Minimum Volume Commitments. We have certain agreements that require counterparties to transport or throughput a minimum volume over an agreed upon period. Some of these agreements include make-up rights if the minimum volume is not met. We record a receivable from the counterparty in the period that services are provided or when the transaction occurs, including amounts for deficiency obligations from counterparties associated with minimum volume commitments. If a counterparty has a make-up right associated with a deficiency, we defer the revenue attributable to the counterparty's make-up right as a contract liability and subsequently recognize the revenue at the earlier of when the deficiency volume is delivered or shipped, when the make-up right expires or when it is determined that the counterparty's ability to utilize the make-up right is remote.

The following table presents counterparty deficiencies associated with contracts with customers and buy/sell arrangements that include minimum volume commitments for which we had remaining performance obligations and the customers still had the ability to meet their obligations (in millions):

| Counterparty deficiencies | Financial Statement Classification | December 31, | |
|---------------------------|------------------------------------|--------------|-------|
| | | 2020 | 2019 |
| Billed and collected | Liability | \$ 73 | \$ 22 |
| Unbilled ⁽¹⁾ | N/A | 4 | 20 |
| Total | | \$ 77 | \$ 42 |

⁽¹⁾ Amounts were related to deficiencies for which the counterparties had not met their contractual minimum commitments and are not reflected in our Consolidated Financial Statements as we had not yet billed or collected such amounts.

Contract Balances. Our contract balances consist of amounts received associated with services or sales for which we have not yet completed the related performance obligation. The following table presents the changes in the liability balance associated with contracts with customers (in millions):

| | Contract Liabilities |
|--|----------------------|
| Balance at December 31, 2018 | \$ 338 |
| Amounts recognized as revenue | (227) |
| Additions ⁽¹⁾ | 244 |
| Other | (1) |
| Balance at December 31, 2019 | \$ 354 |
| Amounts recognized as revenue ⁽¹⁾ | (246) |
| Additions ⁽²⁾ | 393 |
| Balance at December 31, 2020 | \$ 501 |

⁽¹⁾ Includes approximately \$155 million associated with crude oil sales agreements that are entered into in conjunction with storage arrangements and future inventory exchanges. Such amount was recognized as revenue in the first quarter of 2020.

PLAINS ALL AMERICAN PIPELINE, L.P. AND SUBSIDIARIES
NOTES TO THE CONSOLIDATED FINANCIAL STATEMENTS

- (2) Includes approximately \$361 million, as discussed above, associated with crude oil sales agreements that are entered into in conjunction with storage arrangements and future inventory exchanges. Such amount is expected to be recognized as revenue in the first quarter of 2021.

Remaining Performance Obligations. The information below includes the amount of consideration allocated to partially and wholly unsatisfied performance obligations under contracts that exist as of the end of the periods and the timing of revenue recognition of those remaining performance obligations. Certain contracts meet the requirements for the presentation as remaining performance obligations. These arrangements include a fixed minimum level of service, typically a set volume of service, and do not contain any variability other than expected timing within a limited range. The following table presents the amount of consideration associated with remaining performance obligations for the population of contracts with external customers meeting the presentation requirements as of December 31, 2020 (in millions):

| | 2021 | 2022 | 2023 | 2024 | 2025 | 2026 and Thereafter |
|--|---------------|---------------|---------------|---------------|---------------|------------------------|
| Pipeline revenues supported by minimum volume commitments and capacity agreements ⁽¹⁾ | \$ 174 | \$ 166 | \$ 170 | \$ 142 | \$ 125 | \$ 455 |
| Storage, terminalling and throughput agreement revenues | 340 | 273 | 206 | 173 | 114 | 328 |
| Total | <u>\$ 514</u> | <u>\$ 439</u> | <u>\$ 376</u> | <u>\$ 315</u> | <u>\$ 239</u> | <u>\$ 783</u> |

- (1) Calculated as volumes committed under contracts multiplied by the current applicable tariff rate.

The presentation above does not include (i) expected revenues from legacy shippers not underpinned by minimum volume commitments, including pipelines where there are no or limited alternative pipeline transportation options, (ii) intersegment revenues and (iii) the amount of consideration associated with certain income generating contracts, which include a fixed minimum level of service, that are either not within the scope of ASC 606 or do not meet the requirements for presentation as remaining performance obligations. The following are examples of contracts that are not included in the table above because they are not within the scope of ASC 606 or do not meet the requirements for presentation:

- Minimum volume commitments on certain of our joint venture pipeline systems;
- Acreage dedications;
- Supply and Logistics buy/sell arrangements with future committed volumes;
- All other Supply and Logistics contracts, due to the election of practical expedients related to variable consideration and short-term contracts, as discussed below;
- Transportation and Facilities contracts that are short-term, as discussed below;
- Contracts within the scope of ASC Topic 842, *Leases*; and
- Contracts within the scope of ASC Topic 815, *Derivatives and Hedging*.

We have elected practical expedients to exclude the presentation of remaining performance obligations for variable consideration which relates to wholly unsatisfied performance obligations. Certain contracts do not meet the requirements for presentation of remaining performance obligations due to variability in amount of performance obligation remaining, variability in the timing of recognition or variability in consideration. Acreage dedications do require us to perform future services but do not contain a minimum level of services and are therefore excluded from this presentation. Long-term supply and logistics arrangements contain variable timing, volumes and/or consideration and are excluded from this presentation. The duration of these contracts varies across the periods presented above.

Additionally, we have elected practical expedients to exclude contracts with terms of one year or less, and therefore exclude the presentation of remaining performance obligations for short-term transportation, storage and processing services, supply and logistics arrangements, including the non-cancelable period of evergreen arrangements, and any other types of arrangements with terms of one year or less.

PLAINS ALL AMERICAN PIPELINE, L.P. AND SUBSIDIARIES
NOTES TO THE CONSOLIDATED FINANCIAL STATEMENTS

Trade Accounts Receivable and Other Receivables, Net

Our accounts receivable are primarily from purchasers and shippers of crude oil and, to a lesser extent, purchasers of NGL. These purchasers include, but are not limited to, refiners, producers, marketing and trading companies and financial institutions. The majority of our accounts receivable relate to our crude oil supply and logistics activities that can generally be described as high volume and low margin activities, in many cases involving exchanges of crude oil volumes.

During 2020, macroeconomic and geopolitical conditions including the collapse of oil prices driven by both the decrease in demand caused by the COVID-19 pandemic and excess supply has caused liquidity issues impacting many energy companies, which in turn has increased the potential credit risks associated with certain counterparties with which we do business. To mitigate credit risk related to our accounts receivable, we utilize a rigorous credit review process. We closely monitor market conditions and perform credit reviews of each customer to make a determination with respect to the amount, if any, of open credit to be extended to any given customer and the form and amount of financial performance assurances we require. Such financial assurances are commonly provided to us in the form of advance cash payments, standby letters of credit, credit insurance or parental guarantees. Additionally, in an effort to mitigate credit risk, a significant portion of our transactions with counterparties are settled on a net-cash basis. For a majority of these net-cash arrangements, we also enter into netting agreements (contractual agreements that allow us to offset receivables and payables with those counterparties against each other on our balance sheet).

Accounts receivable from the sale of crude oil are generally settled with counterparties on the industry settlement date, which is typically in the month following the month in which the title transfers. Otherwise, we generally invoice customers within 30 days of when the products or services were provided and generally require payment within 30 days of the invoice date. We review all outstanding accounts receivable balances on a monthly basis and record our receivables net of expected credit losses. We do not write-off accounts receivable balances until we have exhausted substantially all collection efforts. At December 31, 2020 and 2019, substantially all of our trade accounts receivable were less than 30 days past their scheduled invoice date. Our expected credit losses are immaterial. Although we consider our credit procedures to be adequate to mitigate any significant credit losses, given the sharp decline in demand for crude oil and the drop in prices, the actual amount of current and future credit losses could vary significantly from estimated amounts.

The following is a reconciliation of trade accounts receivable from revenues from contracts with customers to total Trade accounts receivable and other receivables, net as presented on our Consolidated Balance Sheets (in millions):

| | December 31, | |
|---|---------------------|-----------------|
| | 2020 | 2019 |
| Trade accounts receivable arising from revenues from contracts with customers | \$ 2,317 | \$ 3,381 |
| Other trade accounts receivables and other receivables ⁽¹⁾ | 2,818 | 3,576 |
| Impact due to contractual rights of offset with counterparties | (2,582) | (3,343) |
| Trade accounts receivable and other receivables, net | <u>\$ 2,553</u> | <u>\$ 3,614</u> |

⁽¹⁾ The balance is comprised primarily of accounts receivable associated with buy/sell arrangements that are not within the scope of ASC 606.

PLAINS ALL AMERICAN PIPELINE, L.P. AND SUBSIDIARIES
NOTES TO THE CONSOLIDATED FINANCIAL STATEMENTS

Note 4—Net Income/(Loss) Per Common Unit

After consideration of distributions to preferred unitholders (whether paid in cash or in-kind), basic and diluted net income/(loss) per common unit is determined pursuant to the two-class method as prescribed in FASB guidance. This method is an earnings allocation formula that is used to determine allocations to our limited partners and participating securities according to distributions pertaining to the current period's net income and participation rights in undistributed earnings or distributions in excess of earnings. Under the two-class method, net income is reduced by distributions pertaining to the period, and all remaining earnings or distributions in excess of earnings are then allocated to our common unitholders and participating securities based on their respective rights to share in distributions, regardless of whether those earnings would actually be distributed during a particular period from an economic or practical perspective. Participating securities include equity-indexed compensation plan awards that have vested DERs, which entitle the grantee to a cash payment equal to the cash distribution paid on our outstanding common units.

We calculate basic and diluted net income/(loss) per common unit by dividing net income/(loss) attributable to PAA (after deducting amounts allocated to the preferred unitholders and participating securities) by the basic and diluted weighted average number of common units outstanding during the period.

The diluted weighted average number of common units is computed based on the weighted average number of common units plus the effect of potentially dilutive securities outstanding during the period, which include (i) our Series A preferred units and (ii) our equity-indexed compensation plan awards. See Note 12 for additional information regarding our Series A preferred units. See Note 18 for a complete discussion of our equity-indexed compensation plan awards. When applying the if-converted method prescribed by FASB guidance, the possible conversion of approximately 71 million Series A preferred units, on a weighted-average basis, were excluded from the calculation of diluted net income/(loss) per common unit for the year ended December 31, 2020 as the effect was antidilutive for the period. Our equity-indexed compensation plan awards that contemplate the issuance of common units are considered potentially dilutive unless (i) they become vested only upon the satisfaction of a performance condition and (ii) that performance condition has yet to be satisfied. Equity-indexed compensation plan awards that were deemed to be dilutive during the years ended December 31, 2019 and 2018 were reduced by a hypothetical common unit repurchase based on the remaining unamortized fair value, as prescribed by the treasury stock method in guidance issued by the FASB. For the twelve months ended December 31, 2020, approximately 0.3 million equity-indexed compensation plan awards, on a weighted-average basis, were excluded from the computation of diluted net loss per common unit as the effect was antidilutive.

PLAINS ALL AMERICAN PIPELINE, L.P. AND SUBSIDIARIES
NOTES TO THE CONSOLIDATED FINANCIAL STATEMENTS

The following table sets forth the computation of basic and diluted net income/(loss) per common unit (in millions, except per unit data):

| | Year Ended December 31, | | |
|--|-------------------------|-----------------|-----------------|
| | 2020 | 2019 | 2018 |
| Basic Net Income/(Loss) per Common Unit | | | |
| Net income/(loss) attributable to PAA | \$ (2,590) | \$ 2,171 | \$ 2,216 |
| Distributions to Series A preferred unitholders | (149) | (149) | (149) |
| Distributions to Series B preferred unitholders | (49) | (49) | (49) |
| Distributions to participating securities | (2) | (3) | (3) |
| Other | — | (3) | (6) |
| Net income/(loss) allocated to common unitholders ⁽¹⁾ | <u>\$ (2,790)</u> | <u>\$ 1,967</u> | <u>\$ 2,009</u> |
| Basic weighted average common units outstanding | 728 | 727 | 726 |
| Basic net income/(loss) per common unit | <u>\$ (3.83)</u> | <u>\$ 2.70</u> | <u>\$ 2.77</u> |
| Diluted Net Income/(Loss) per Common Unit | | | |
| Net income/(loss) attributable to PAA | \$ (2,590) | \$ 2,171 | \$ 2,216 |
| Distributions to Series A preferred unitholders | (149) | — | — |
| Distributions to Series B preferred unitholders | (49) | (49) | (49) |
| Distributions to participating securities | (2) | (3) | (3) |
| Other | — | — | — |
| Net income/(loss) allocated to common unitholders ⁽¹⁾ | <u>\$ (2,790)</u> | <u>\$ 2,119</u> | <u>\$ 2,164</u> |
| Basic weighted average common units outstanding | 728 | 727 | 726 |
| Effect of dilutive securities: | | | |
| Series A preferred units | — | 71 | 71 |
| Equity-indexed compensation plan awards | — | 2 | 2 |
| Diluted weighted average common units outstanding | <u>728</u> | <u>800</u> | <u>799</u> |
| Diluted net income/(loss) per common unit | <u>\$ (3.83)</u> | <u>\$ 2.65</u> | <u>\$ 2.71</u> |

⁽¹⁾ We calculate net income/(loss) allocated to common unitholders based on the distributions (whether paid in cash or in-kind) pertaining to the current period's net income. After adjusting for the appropriate period's distributions, the remaining undistributed earnings or excess distributions over earnings (i.e., undistributed loss), if any, are allocated to the common unitholders and participating securities in accordance with the contractual terms of our partnership agreement in effect for the period and as further prescribed under the two-class method.

PLAINS ALL AMERICAN PIPELINE, L.P. AND SUBSIDIARIES
NOTES TO THE CONSOLIDATED FINANCIAL STATEMENTS

Note 5—Inventory, Linefill and Base Gas and Long-term Inventory

Inventory, including long-term inventory, primarily consists of crude oil and NGL in pipelines, storage facilities and railcars that are valued at the lower of cost or net realizable value, with cost determined using an average cost method within specific inventory pools. At the end of each reporting period, we assess the carrying value of our inventory and make any adjustments necessary to reduce the carrying value to the applicable net realizable value. Any resulting adjustments are a component of "Purchases and related costs" on our accompanying Consolidated Statements of Operations. During the years ended December 31, 2020, 2019 and 2018, we recorded charges of \$233 million (of which \$40 million was associated with our long-term inventory), \$11 million and \$8 million, respectively, related to the write down of our crude oil and NGL inventory due to declines in prices. A portion of these inventory valuation adjustments was offset by the recognition of gains on derivative instruments being utilized to hedge future sales of our crude oil and NGL inventory. Such gains were recorded to "Supply and Logistics segment revenues" in our accompanying Consolidated Statements of Operations. See Note 13 for discussion of our derivative and risk management activities.

Linefill and base gas in assets we own are recorded at historical cost and consist of crude oil, NGL and natural gas. We classify as linefill or base gas (i) our proportionate share of barrels used to fill a pipeline that we own such that when an incremental barrel is pumped into or enters a pipeline it forces product out at another location, (ii) barrels that represent the minimum working requirements in tanks and caverns that we own and (iii) natural gas required to maintain the minimum operating pressure of natural gas storage facilities we own.

Linefill and base gas carrying amounts are reviewed for impairment in accordance with FASB guidance with respect to accounting for the impairment or disposal of long-lived assets. Carrying amounts that are not expected to be recoverable through future cash flows are written down to estimated fair value. See Note 6 for further discussion regarding impairment of long-lived assets. During 2020, 2019 and 2018, we did not recognize any material impairments of linefill and base gas.

Minimum working inventory requirements in third-party assets and other working inventory in our assets that are needed for our commercial operations are included within specific inventory pools in inventory (a current asset) in determining the average cost of operating inventory. At the end of each period, we reclassify the inventory not expected to be liquidated within the succeeding twelve months out of "Inventory," at the average cost of the applicable inventory pools, and into "Long-term inventory," which is reflected as a separate line item under "Other assets" on our Consolidated Balance Sheets.

PLAINS ALL AMERICAN PIPELINE, L.P. AND SUBSIDIARIES
NOTES TO THE CONSOLIDATED FINANCIAL STATEMENTS

Inventory, linefill and base gas and long-term inventory consisted of the following (barrels and natural gas volumes in thousands and carrying value in millions):

| | December 31, 2020 | | | | December 31, 2019 | | | |
|--------------------------------|-------------------|-----------------|-----------------|---------------------------|-------------------|-----------------|-----------------|---------------------------|
| | Volumes | Unit of Measure | Carrying Value | Price/Unit ⁽¹⁾ | Volumes | Unit of Measure | Carrying Value | Price/Unit ⁽¹⁾ |
| Inventory | | | | | | | | |
| Crude oil | 13,450 | barrels | \$ 441 | \$ 32.79 | 8,613 | barrels | \$ 450 | \$ 52.25 |
| NGL | 12,302 | barrels | 199 | \$ 16.18 | 7,574 | barrels | 142 | \$ 18.75 |
| Other | N/A | | 7 | N/A | N/A | | 12 | N/A |
| Inventory subtotal | | | 647 | | | | 604 | |
| Linefill and base gas | | | | | | | | |
| Crude oil | 14,669 | barrels | 828 | \$ 56.45 | 14,316 | barrels | 826 | \$ 57.70 |
| NGL | 1,640 | barrels | 44 | \$ 26.83 | 1,701 | barrels | 47 | \$ 27.63 |
| Natural gas | 25,576 | Mcf | 110 | \$ 4.30 | 24,976 | Mcf | 108 | \$ 4.32 |
| Linefill and base gas subtotal | | | 982 | | | | 981 | |
| Long-term inventory | | | | | | | | |
| Crude oil | 2,499 | barrels | 111 | \$ 44.42 | 2,598 | barrels | 152 | \$ 58.51 |
| NGL | 1,185 | barrels | 19 | \$ 16.03 | 1,707 | barrels | 30 | \$ 17.57 |
| Long-term inventory subtotal | | | 130 | | | | 182 | |
| Total | | | <u>\$ 1,759</u> | | | | <u>\$ 1,767</u> | |

⁽¹⁾ Price per unit of measure is comprised of a weighted average associated with various grades, qualities and locations. Accordingly, these prices may not coincide with any published benchmarks for such products.

Note 6—Property and Equipment

In accordance with our capitalization policy, expenditures made to expand the existing operating and/or earnings capacity of our assets are capitalized. We also capitalize certain costs directly related to the construction of such assets, including related internal labor costs, engineering costs and interest costs. For the years ended December 31, 2020, 2019 and 2018, capitalized interest recorded to property and equipment was \$8 million, \$14 million and \$21 million, respectively. In addition, we capitalize interest related to investments in certain unconsolidated entities. See Note 9 for additional information. We also capitalize expenditures for the replacement and/or refurbishment of partially or fully depreciated assets in order to maintain the operating and/or earnings capacity of our existing assets. Repair and maintenance expenditures incurred in order to maintain the day to day operation of our existing assets are expensed as incurred.

PLAINS ALL AMERICAN PIPELINE, L.P. AND SUBSIDIARIES
NOTES TO THE CONSOLIDATED FINANCIAL STATEMENTS

Property and equipment, net is stated at cost and consisted of the following (in millions):

| | Estimated Useful Lives (Years) | December 31, | |
|---|-----------------------------------|--------------|-----------|
| | | 2020 | 2019 |
| Pipelines and related facilities ⁽¹⁾ | 10 - 70 | \$ 11,112 | \$ 11,114 |
| Storage, terminal and rail facilities | 10 - 70 | 6,042 | 6,134 |
| Trucking equipment and other | 2 - 15 | 524 | 486 |
| Construction in progress | N/A | 272 | 518 |
| Office property and equipment | 2 - 50 | 293 | 269 |
| Land and other | N/A | 342 | 427 |
| Property and equipment, gross | | 18,585 | 18,948 |
| Accumulated depreciation | | (3,974) | (3,593) |
| Property and equipment, net | | \$ 14,611 | \$ 15,355 |

(1) We include rights-of-way, which are intangible assets, in our Pipelines and related facilities amounts within property and equipment.

We calculate our depreciation using the straight-line method, based on estimated useful lives and salvage values of our assets. Depreciation expense for the years ended December 31, 2020, 2019 and 2018 was \$563 million, \$525 million and \$454 million, respectively. See "Impairment of Long-Lived Assets (Held and Used)" below for a discussion of our policy for the recognition of asset impairments.

As of December 31, 2020, 2019 and 2018, we incurred liabilities for construction in progress that had not been paid of \$51 million, \$120 million and \$206 million, respectively.

Impairment of Long-Lived Assets (Held and Used)

Long-lived assets with recorded values that are not expected to be recovered through future cash flows are written down to estimated fair value in accordance with FASB guidance with respect to the accounting for the impairment or disposal of long-lived assets. Under this guidance, a long-lived asset is tested for impairment when events or circumstances indicate that its carrying value may not be recoverable. The carrying value of a long-lived asset is not recoverable if it exceeds the sum of the undiscounted cash flows expected to result from the use and eventual disposition of the asset. If the carrying value exceeds the sum of the undiscounted cash flows, an impairment loss equal to the amount by which the carrying value exceeds the fair value of the asset is recognized.

We periodically evaluate property and equipment and other long-lived assets for impairment when events or circumstances indicate that the carrying value of these assets may not be recoverable. The evaluation is highly dependent on the underlying assumptions of related cash flows. The subjective assumptions used to determine the existence of an impairment in carrying value include:

- whether there is an indication of impairment;
- the grouping of assets;
- the intention of "holding," "abandoning" or "selling" an asset;
- the forecast of undiscounted expected future cash flow over the asset's estimated useful life; and
- if an impairment exists, the fair value of the asset or asset group.

In addition, when we evaluate property and equipment and other long-lived assets for recoverability, it may also be necessary to review related depreciation estimates and methods.

PLAINS ALL AMERICAN PIPELINE, L.P. AND SUBSIDIARIES
NOTES TO THE CONSOLIDATED FINANCIAL STATEMENTS

During the year ended December 31, 2020, we recognized approximately \$541 million of non-cash impairment losses, reflected in "(Gains)/losses on asset sales and asset impairments, net" on our Consolidated Statement of Operations.

Of our impairment losses, approximately \$415 million was associated with certain pipeline assets in our Transportation segment located in the Central region. The macroeconomic and geopolitical conditions that occurred in 2020, including the collapse of oil prices driven by both the decrease in demand caused by the COVID-19 pandemic and excess supply, as well as changing market conditions and expected lower crude oil production in certain regions, resulted in expected decreases in future cash flows for certain of our assets, which was a triggering event that required us to assess the recoverability of our carrying value of such long-lived assets. As a result of our impairment review, we wrote off the portion of the carrying amount of these long-lived assets that exceeded their fair value. Our estimated fair values (which we consider a Level 3 measurement in the fair value hierarchy) were based upon a discounted cash flow approach utilizing various assumptions and the application of a discount rate of approximately 14%, which represents our estimate of the cost of capital of a theoretical market participant. Such assumptions included (but were not limited to) (i) future commodity volumes (consistent with historical information and estimates of future drilling and completion activity), (ii) tariff rates, (iii) future commodity prices (based on relevant indices and applicable quality and location differentials), and (iv) estimated fixed and variable costs.

The remaining impairment losses were associated with idled or underutilized assets, including certain pipelines in our Transportation segment located in the Western region and other long-lived assets in our Facilities segment, for which it has been determined that it is unlikely that opportunities will exist in the future to recover our investment in these assets. We wrote off substantially all of the carrying value of these assets.

We did not recognize any material impairments during the years ended December 31, 2019 or 2018.

Note 7—Acquisitions and Divestitures

Acquisitions

In February 2020, we acquired Felix Midstream LLC, now known as FM Gathering LLC ("FM Gathering") from Felix Energy Holdings II, LLC for approximately \$300 million, net of working capital and other adjustments. FM Gathering owns and operates a newly constructed crude oil gathering system in the Delaware Basin, with associated crude oil storage and truck offloading capacity, and is supported by a long-term acreage dedication. The assets acquired are included in our Transportation and Supply and Logistics segments. This acquisition was accounted for using the acquisition method of accounting and the determination of the fair value of the assets acquired and liabilities assumed was determined in accordance with the applicable accounting guidance. The assets acquired primarily consisted of property and equipment of \$115 million and intangible assets of \$187 million. The fair value of the tangible assets is a Level 3 measurement in the fair value hierarchy and was determined using a cost approach. The cost approach was based on costs incurred on similar recent construction projects. The fair value of the intangible assets is also a Level 3 measurement in the fair value hierarchy and was determined by applying a discounted cash flow approach. Such approach utilized discount rates varying from 18% to 19%, based on our estimate of the risk that a theoretical market participant would assign to the respective intangible assets.

During the second quarter of 2019, we acquired a crude oil terminal, including tank bottoms and linefill, in Cushing, Oklahoma for cash consideration of \$44 million, which was accounted for as an asset acquisition.

Divestitures

During the year ended December 31, 2020, we received cash proceeds of \$451 million, primarily from the sale of:

- certain Los Angeles Basin crude oil terminals previously disclosed in our Facilities segment for proceeds of approximately \$200 million, subject to certain adjustments;
- certain NGL terminals previously disclosed in our Facilities segment for proceeds of approximately \$163 million (including \$22 million related to a multi-year supply agreement related to the sale), subject to certain adjustments; and
- a 10% ownership interest in Saddlehorn Pipeline Company, LLC ("Saddlehorn") for proceeds of approximately \$78 million, including working capital adjustments (see Note 9 for additional information).

PLAINS ALL AMERICAN PIPELINE, L.P. AND SUBSIDIARIES
NOTES TO THE CONSOLIDATED FINANCIAL STATEMENTS

We recognized a loss related to these assets sales of \$178 million, including non-cash impairments recognized upon classification to assets held for sale, for the year ended December 31, 2020. Such amount is included in "(Gains)/losses on asset sales and asset impairments, net" on our Consolidated Statement of Operations.

During the year ended December 31, 2019, we sold certain non-core assets for total proceeds of \$77 million that primarily consisted of a storage terminal in North Dakota, which was previously reported in our Facilities segment. For the year ended December 31, 2019, we recognized a net loss related to these asset sales of \$16 million, which is comprised of gains of \$31 million and losses of \$47 million. Such amounts are included in "(Gains)/losses on asset sales and asset impairments, net" on our Consolidated Statement of Operations.

During the year ended December 31, 2018, we received proceeds from asset sales of \$1.334 billion, which primarily consisted of the sale of a 30% interest in BridgeTex Pipeline Company, LLC for proceeds of \$868 million, resulting in a gain of \$200 million. See Note 9 for additional discussion. The other assets sold during the year ended December 31, 2018 primarily included non-core property and equipment or are associated with the formation of strategic joint ventures and were previously reported in our Facilities and Transportation segments. For the year ended December 31, 2018, we recognized a net gain on sales of assets of \$120 million, which is comprised of gains of \$146 million and losses of \$26 million. Such amounts are included in "(Gains)/losses on asset sales and asset impairments, net" on our Consolidated Statement of Operations.

Note 8—Goodwill

Goodwill represents the future economic benefits arising from assets acquired in a business combination that are not individually identified and separately recognized.

In accordance with FASB guidance, we test goodwill to determine whether an impairment has occurred at least annually (as of June 30) and on an interim basis if it is more likely than not that a reporting unit's fair value is less than its carrying value. Goodwill is tested for impairment at a level of reporting referred to as a reporting unit. A reporting unit is an operating segment or one level below an operating segment for which discrete financial information is available and regularly reviewed by segment management. Our reporting units are our operating segments. FASB guidance provides for a quantitative approach to testing goodwill for impairment; however, we may first assess certain qualitative factors to determine whether it is necessary to perform the quantitative goodwill impairment test. In the quantitative test, we compare the fair value of the reporting unit with the respective book values, including goodwill, by using an income approach based on a discounted cash flow model. This approach requires us to make long-term forecasts of future revenues, expenses and other expenditures. Those forecasts require the use of various assumptions and estimates, the most significant of which are net revenues (total revenues less purchases and related costs), operating expenses, general and administrative expenses and the weighted average cost of capital. Fair value of the reporting units is determined using significant unobservable inputs, or Level 3 inputs in the fair value hierarchy. When the fair value is greater than book value, then the reporting unit's goodwill is not considered impaired. If the book value is greater than fair value, then goodwill is impaired by the amount by which a reporting unit's carrying value exceeds its fair value, not to exceed the carrying value of goodwill.

PLAINS ALL AMERICAN PIPELINE, L.P. AND SUBSIDIARIES
NOTES TO THE CONSOLIDATED FINANCIAL STATEMENTS

During the first quarter of 2020, we recorded impairment losses of \$2.515 billion related to goodwill. Our market capitalization declined significantly during the first quarter driven by macroeconomic and geopolitical conditions that occurred in 2020, including the collapse of oil prices driven by both the decrease in demand caused by the COVID-19 pandemic and excess supply, as well as changing market conditions and expected lower crude oil production in certain regions, that resulted in expected decreases in future cash flows for certain of our assets, which we concluded was a triggering event that required us to perform a quantitative impairment test as of March 31, 2020, utilizing a discounted cash flow approach. We applied a discount rate of approximately 14% in the determination of the fair value of each of our reporting units, which represents our estimate of the cost of capital of a theoretical market participant as of March 31, 2020. The fair values of the reporting units are Level 3 measurements in the fair value hierarchy and were based on various inputs, as discussed below. The discounted cash flows for each reporting unit were based on six years of projected cash flows and terminal values that we believe would be applied by a theoretical market participant in similar market transactions. The discounted cash flows for the respective reporting units utilized various other assumptions, including, but not limited to (i) volumes (based on historical information and estimates of future drilling and completion activity, as well as expectations of future demand recovery), (ii) tariff and storage rates, (iii) future commodity prices (based on relevant indices and applicable quality and location differentials), and (iv) estimated fixed and variable costs. We used a range of cash flows for the discounted cash flow calculations based on differing potential market scenarios, but for each of the reporting units, the ultimate outcome of the impairment test was unchanged by the various points within the range of cash flows. As a result of the impairment test, we concluded that the carrying value of each of our reporting units exceeded their respective fair values, resulting in a goodwill impairment charge for the entire goodwill balance for each reporting unit. Prior to the year ended December 31, 2020, we did not recognize any impairments of goodwill.

Goodwill by segment and changes in goodwill is reflected in the following table (in millions):

| | Transportation | Facilities | Supply and Logistics | Total |
|--|----------------|------------|----------------------|----------|
| Balance at December 31, 2018 | \$ 1,040 | \$ 978 | \$ 503 | \$ 2,521 |
| Foreign currency translation adjustments | 12 | 4 | 3 | 19 |
| Balance at December 31, 2019 | \$ 1,052 | \$ 982 | \$ 506 | \$ 2,540 |
| Acquisitions | 2 | — | — | 2 |
| Goodwill, gross | 1,054 | 982 | 506 | 2,542 |
| Impairments | (1,038) | (975) | (502) | (2,515) |
| Foreign currency translation adjustments | (16) | (7) | (4) | (27) |
| Accumulated impairment losses | (1,054) | (982) | (506) | (2,542) |
| Balance at December 31, 2020 | \$ — | \$ — | \$ — | \$ — |

Note 9—Investments in Unconsolidated Entities

Investments in entities over which we have significant influence but not control are accounted for under the equity method. We do not consolidate any part of the assets or liabilities of our equity investees. Our share of net income or loss is reflected as one line item on our Consolidated Statements of Operations entitled "Equity earnings in unconsolidated entities" and will increase or decrease, as applicable, the carrying value of our investments in unconsolidated entities on our Consolidated Balance Sheets. We evaluate our equity investments for impairment in accordance with FASB guidance with respect to the equity method of accounting for investments in common stock. An impairment of an equity investment results when factors indicate that the investment's fair value is less than its carrying value and the reduction in value is other than temporary in nature.

PLAINS ALL AMERICAN PIPELINE, L.P. AND SUBSIDIARIES
NOTES TO THE CONSOLIDATED FINANCIAL STATEMENTS

Our investments in unconsolidated entities consisted of the following (in millions, except percentage data):

| Entity ⁽¹⁾ | Type of Operation | Ownership Interest at December 31, 2020 | Investment Balance December 31, | |
|--|-----------------------------------|--|------------------------------------|----------|
| | | | 2020 | 2019 |
| BridgeTex Pipeline Company, LLC ("BridgeTex") | Crude Oil Pipeline | 20% | \$ 421 | \$ 431 |
| Cactus II Pipeline LLC ("Cactus II") | Crude Oil Pipeline | 65% | 752 | 738 |
| Capline Pipeline Company LLC | Crude Oil Pipeline ⁽²⁾ | 54% | 514 | 484 |
| Diamond Pipeline LLC ("Diamond") | Crude Oil Pipeline | 50% | 480 | 476 |
| Eagle Ford Pipeline LLC ("Eagle Ford Pipeline") | Crude Oil Pipeline | 50% | 372 | 382 |
| Eagle Ford Terminals Corpus Christi LLC ("Eagle Ford Terminals") | Crude Oil Terminal and Dock | 50% | 122 | 126 |
| Red Oak Pipeline LLC ("Red Oak") | Crude Oil Pipeline | 50% | 35 | 20 |
| Saddlehorn | Crude Oil Pipeline | 30% | 208 | 234 |
| STACK Pipeline LLC ("STACK") | Crude Oil Pipeline | 50% | 22 | 117 |
| White Cliffs Pipeline, LLC | Crude Oil Pipeline | 36% | 192 | 196 |
| Wink to Webster Pipeline LLC ("W2W Pipeline") | Crude Oil Pipeline | 16% | 330 | 136 |
| Other investments | | | 316 | 343 |
| Total Investments in Unconsolidated Entities | | | \$ 3,764 | \$ 3,683 |

(1) Except for Eagle Ford Terminals, which is reported in our Facilities segment, the financial results from the entities are reported in our Transportation segment.

(2) The Capline pipeline was taken out of service pending the reversal of the pipeline system.

Impairments

During the year ended December 31, 2020, we recognized losses as a result of the write-down of certain of our investments in unconsolidated entities, as discussed further below. Such amounts are reflected in "Gain on/(impairment of) investments in unconsolidated entities, net" on our Consolidated Statement of Operations.

STACK. During the third quarter of 2020, we determined that there was an other-than-temporary impairment of our investment in STACK Pipeline LLC as a result of a continued decline of drilling activity and related volumes of crude oil in its area of operation. We recognized a loss of \$91 million related to the write-down of the portion of the carrying amount of our investment that exceeded its fair value. The estimated fair value (which we consider a Level 3 measurement in the fair value hierarchy) was based on a discounted cash flow approach utilizing various assumptions and the application of a discount rate of approximately 14%, which represents our estimate of the cost of capital of a theoretical market participant. Such assumptions included (but were not limited to) (i) volumes (consistent with historical information and estimates of future drilling and completion activity), (ii) tariff rates, (iii) future commodity prices (based on relevant indices and applicable quality and location differentials), and (iv) estimated fixed and variable costs.

Red Oak. In June 2019, we announced the formation of Red Oak, a joint venture with a subsidiary of Phillips 66. We own a 50% interest in Red Oak, which is accounted for under the equity method of accounting. Red Oak was developing a new pipeline that would provide crude oil transportation service from Cushing, Oklahoma, and the Permian Basin in West Texas to multiple destinations along the Texas Gulf Coast, including Corpus Christi, Ingleside, Houston and Beaumont, Texas. In March 2020, the partners of Red Oak announced they were deferring the Red Oak pipeline project and suspending actions that would require additional capital spending on the project, and that they would re-evaluate demand for the project in light of recent market developments. Subsequently, the partners determined that the project would not proceed as previously contemplated. We determined that there was an other-than-temporary impairment of our investment in Red Oak, and we recognized a loss of \$69 million related to the write-down of our investment in Red Oak to the estimated residual value of our share of the net assets during the second quarter of 2020.

PLAINS ALL AMERICAN PIPELINE, L.P. AND SUBSIDIARIES
NOTES TO THE CONSOLIDATED FINANCIAL STATEMENTS

Other investments. During the first quarter of 2020, we also recognized a loss of \$43 million related to the write-down of certain of our investments included in "Other investments" in the table above due to an other-than-temporary impairment related to a decline in market conditions.

Formations

Capline LLC. During the first quarter of 2019, the owners of the Capline pipeline system contributed their undivided joint interests in the system to a newly formed entity, Capline Pipeline Company LLC ("Capline LLC"), in exchange for equity interests in such entity. After the contribution, Capline LLC owns 100% of the pipeline system. Each owner's undivided joint interest in the Capline pipeline system prior to the transaction is equal to each owner's equity interest in Capline LLC. Although we own a majority of Capline LLC's equity, we do not have a controlling financial interest in Capline LLC because the other members have substantive participating rights. Therefore, we account for our ownership interest in Capline LLC as an equity method investment.

Under applicable accounting rules, the transaction resulted in a "loss of control" of our undivided joint interest, which was derecognized and contributed to Capline LLC. The "loss of control" required us to measure our equity interest in Capline LLC at fair value. At the time of the transaction, our 54% undivided joint interest in the Capline pipeline system had a carrying value of \$175 million, which primarily related to property and equipment included in our Transportation segment. We determined the fair value of our investment in Capline LLC to be approximately \$444 million, resulting in the recognition of a gain of \$269 million during the year ended December 31, 2019. Such gain is included in "Gain on/(impairment of) investment in unconsolidated entities, net" on our Consolidated Statement of Operations.

The fair value of our investment in Capline LLC was based on an income approach utilizing a discounted cash flow analysis. The cash flow forecasts require the use of various assumptions and estimates which include those related to the timing and amount of capital expenditures, the expected tariff rates and volumes of crude oil, and the terminal value. We probability-weighted various forecasted cash flow scenarios utilized in the analysis when we considered the possible outcomes. We used a discount rate representing our estimate of the risk adjusted discount rate that would be used by market participants. If shipper interest varies from the levels assumed in our model, the related cash flows, and thus the fair value of our investment, could be materially impacted. The fair value of our investment was determined using significant unobservable inputs, or Level 3 inputs in the fair value hierarchy.

W2W Pipeline. In 2019, we participated in the formation of W2W Pipeline, a joint venture with subsidiaries of ExxonMobil, Lotus Midstream, LLC and three additional entities, in which we own a 16% interest. We account for our interest in W2W Pipeline under the equity method of accounting. W2W Pipeline has entered into an undivided joint-ownership arrangement with a subsidiary of Enterprise Products Partners, L.P. that has acquired 29% of the capacity of the pipeline segment from Midland, Texas to Webster, Texas, and W2W Pipeline now owns 71% of this segment of the pipeline. The pipeline originates in the Permian Basin in West Texas and transports crude oil to multiple destinations in the Houston and Galveston market areas. The pipeline system, which is currently in partial service, will provide approximately 1.5 million barrels per day of crude oil capacity (1.1 million barrels per day, net to the undivided joint ownership interest).

Cushing Connect. During the fourth quarter of 2019, we announced the formation of Cushing Connect Pipeline & Terminal LLC, a joint venture with Holly Energy Partners LP for (i) the development and construction of a new 160,000 barrel per day pipeline that will connect the Cushing, Oklahoma crude oil hub to the Tulsa, Oklahoma refining complex owned by a subsidiary of HollyFrontier Corporation and (ii) the ownership and operation of 1.5 million barrels of crude oil storage in Cushing, Oklahoma (the "JV Terminal"). We contributed the crude oil storage to Cushing Connect and own a 50% interest, which is accounted for under the equity method of accounting. The pipeline is expected to be in service during the first quarter of 2021.

Cactus II. In the second quarter of 2018, a subsidiary of Oxy and another third party each exercised their purchase options for a 20% interest and a 15% interest, respectively, in Cactus II, which owns the Cactus II pipeline system. Although we own a majority of Cactus II's equity, we do not have a controlling financial interest in Cactus II because the other members have substantive participating rights. Therefore, we account for our ownership interest in Cactus II as an equity method investment. Following the exercise of the purchase options, we deconsolidated Cactus II resulting in a reduction of property and equipment of \$74 million (which was representative of the costs incurred to date to construct the pipeline and equivalent to fair value), and we received \$26 million of cash from Cactus II, which represented the other members' portion of the property and equipment.

PLAINS ALL AMERICAN PIPELINE, L.P. AND SUBSIDIARIES
NOTES TO THE CONSOLIDATED FINANCIAL STATEMENTS

In addition, during the second quarter of 2018, we received a \$100 million advance cash payment from Cactus II associated with pipeline capacity agreements, which is recorded as long-term deferred revenue within "Other long-term liabilities and deferred credits" on our Consolidated Balance Sheet. Such amount is being recognized in revenue ratably over the life of the contracts.

Divestitures

Saddlehorn. In February 2020, we sold a 10% ownership interest in Saddlehorn for proceeds of approximately \$78 million and have retained a 30% ownership interest. We recorded a gain of approximately \$21 million related to this sale, which is included in "Gain on/(impairment of) investments in unconsolidated entities, net" on our Condensed Consolidated Statement of Operations. We continue to account for our remaining interest under the equity method of accounting.

BridgeTex. During the third quarter of 2018, we sold a 30% interest in BridgeTex for proceeds of \$868 million, including working capital adjustments, and have retained a 20% interest. We recorded a gain of \$200 million related to this sale, which is included in "Gain on investment in unconsolidated entities" on our Consolidated Statement of Operations. We continue to account for our remaining interest under the equity method of accounting.

Distributions

Distributions received from unconsolidated entities are classified based on the nature of the distribution approach, which looks to the activity that generated the distribution. We consider distributions received from unconsolidated entities as a return on investment in those entities to the extent that the distribution was generated through operating results, and therefore classify these distributions as cash flows from operating activities in our Consolidated Statement of Cash Flows. Other distributions received from unconsolidated entities are considered a return of investment and classified as cash flows from investing activities on the Consolidated Statement of Cash Flows.

Contributions

We generally fund our portion of development, construction or capital investment projects of our equity method investees through capital contributions. Our contributions to these entities increase the carrying value of our investments and are reflected in our Consolidated Statements of Cash Flows as cash used in investing activities. During the years ended December 31, 2020, 2019 and 2018, we made cash contributions of \$445 million, \$504 million and \$459 million, respectively, to certain of our equity method investees. In addition, we capitalized interest of \$16 million, \$20 million and \$9 million during the years ended December 31, 2020, 2019 and 2018, respectively, related to contributions to unconsolidated entities for projects under development and construction. We anticipate that we will make additional contributions in 2021 related to ongoing projects.

Basis Differences

Our investments in unconsolidated entities exceeded our share of the underlying equity in the net assets of such entities by \$170 million and \$349 million at December 31, 2020 and 2019, respectively. Such basis differences are included in the carrying values of our investments on our Consolidated Balance Sheets. The portion of the basis differences attributable to depreciable or amortizable assets is amortized on a straight-line basis over the estimated useful life of the related assets, which reduces "Equity earnings in unconsolidated entities" on our Consolidated Statements of Operations. The portion of the basis differences attributable to goodwill is not amortized. The majority of the basis difference at both December 31, 2020 and 2019 was attributable to goodwill related to our ownership interest in BridgeTex and Capline with the remaining basis difference primarily related to capitalized interest incurred during construction of the assets of our unconsolidated entities. The basis difference at December 31, 2020 was further impacted by impairments as discussed above.

PLAINS ALL AMERICAN PIPELINE, L.P. AND SUBSIDIARIES
NOTES TO THE CONSOLIDATED FINANCIAL STATEMENTS

Summarized Financial Information of Unconsolidated Entities

Combined summarized financial information for all of our unconsolidated entities is shown in the tables below (in millions). None of our unconsolidated entities have noncontrolling interests.

| | December 31, | |
|------------------------|--------------|----------|
| | 2020 | 2019 |
| Current assets | \$ 580 | \$ 652 |
| Noncurrent assets | \$ 8,769 | \$ 7,264 |
| Current liabilities | \$ 343 | \$ 298 |
| Noncurrent liabilities | \$ 10 | \$ 26 |

| | Year Ended December 31, | | |
|------------------|-------------------------|----------|----------|
| | 2020 | 2019 | 2018 |
| Revenues | \$ 1,360 | \$ 1,469 | \$ 1,235 |
| Operating income | \$ 828 | \$ 994 | \$ 824 |
| Net income | \$ 826 | \$ 995 | \$ 824 |

Note 10—Other Long-Term Assets, Net

Other long-term assets, net of accumulated amortization, consisted of the following (in millions):

| | Estimated Useful Lives (Years) | December 31, 2020 | | | December 31, 2019 | | |
|---|--------------------------------|-------------------|--------------------------|---------------|-------------------|--------------------------|---------------|
| | | Cost | Accumulated Amortization | Net | Cost | Accumulated Amortization | Net |
| Customer contracts and relationships ⁽¹⁾ | 3 – 29 | \$ 1,291 | \$ (519) | \$ 772 | \$ 1,134 | \$ (463) | \$ 671 |
| Property tax abatement | 13 | 23 | (20) | 3 | 23 | (18) | 5 |
| Other agreements | 1 – 70 | 40 | (10) | 30 | 42 | (11) | 31 |
| Intangible assets ⁽²⁾ | | 1,354 | (549) | 805 | 1,199 | (492) | 707 |
| Other | | 165 | (3) | 162 | 152 | (1) | 151 |
| Other long-term assets, net | | <u>\$ 1,519</u> | <u>\$ (552)</u> | <u>\$ 967</u> | <u>\$ 1,351</u> | <u>\$ (493)</u> | <u>\$ 858</u> |

⁽¹⁾ Amounts for the year ended December 31, 2020 include intangible assets associated with the acquisition of FM Gathering. See Note 7 for additional information.

⁽²⁾ We include rights-of-way, which are intangible assets, in our pipeline and related facilities amounts within property and equipment. See Note 6 for a discussion of property and equipment.

PLAINS ALL AMERICAN PIPELINE, L.P. AND SUBSIDIARIES
NOTES TO THE CONSOLIDATED FINANCIAL STATEMENTS

Intangible assets that have finite lives are tested for impairment when events or circumstances indicate that the carrying value may not be recoverable. We did not recognize any impairments of finite-lived intangible assets during the three years ended December 31, 2020.

Amortization expense for finite-lived intangible assets for the years ended December 31, 2020, 2019 and 2018 was \$90 million, \$76 million and \$66 million, respectively. We estimate that our amortization expense related to finite-lived intangible assets for the next five years will be as follows (in millions):

| | | |
|------|----|----|
| 2021 | \$ | 87 |
| 2022 | \$ | 86 |
| 2023 | \$ | 82 |
| 2024 | \$ | 80 |
| 2025 | \$ | 77 |

PLAINS ALL AMERICAN PIPELINE, L.P. AND SUBSIDIARIES
NOTES TO THE CONSOLIDATED FINANCIAL STATEMENTS

Note 11—Debt

Debt consisted of the following (in millions):

| | December 31, 2020 | December 31, 2019 |
|--|----------------------|----------------------|
| SHORT-TERM DEBT | | |
| Commercial paper notes, bearing a weighted-average interest rate of 0.7% and 2.2%, respectively ⁽¹⁾ | \$ 547 | \$ 93 |
| Senior secured hedged inventory facility, bearing a weighted-average interest rate of 1.2% and 2.7%, respectively ⁽¹⁾ | 167 | 325 |
| Other | 117 | 86 |
| Total short-term debt | 831 | 504 |
| LONG-TERM DEBT | | |
| Senior notes: | | |
| 5.00% senior notes due February 2021 | — | 600 |
| 3.65% senior notes due June 2022 | 750 | 750 |
| 2.85% senior notes due January 2023 | 400 | 400 |
| 3.85% senior notes due October 2023 | 700 | 700 |
| 3.60% senior notes due November 2024 | 750 | 750 |
| 4.65% senior notes due October 2025 | 1,000 | 1,000 |
| 4.50% senior notes due December 2026 | 750 | 750 |
| 3.55% senior notes due December 2029 | 1,000 | 1,000 |
| 3.80% senior notes due September 2030 | 750 | — |
| 6.70% senior notes due May 2036 | 250 | 250 |
| 6.65% senior notes due January 2037 | 600 | 600 |
| 5.15% senior notes due June 2042 ⁽²⁾ | 499 | 500 |
| 4.30% senior notes due January 2043 ⁽²⁾ | 348 | 350 |
| 4.70% senior notes due June 2044 ⁽²⁾ | 687 | 700 |
| 4.90% senior notes due February 2045 ⁽²⁾ | 649 | 650 |
| Unamortized discounts and debt issuance costs | (62) | (61) |
| Senior notes, net of unamortized discounts and debt issuance costs | 9,071 | 8,939 |
| Other long-term debt: | | |
| GO Zone term loans, net of debt issuance costs of \$1 and \$1, respectively, bearing a weighted-average interest rate of 1.3% and 2.6%, respectively | 199 | 199 |
| Other | 112 | 49 |
| Total long-term debt | 9,382 | 9,187 |
| Total debt ⁽³⁾ | \$ 10,213 | \$ 9,691 |

⁽¹⁾ We classified these commercial paper notes and credit facility borrowings as short-term as of December 31, 2020 and 2019, as these notes and borrowings were primarily designated as working capital borrowings, were required to be repaid within one year and were primarily for hedged NGL and crude oil inventory and NYMEX and ICE margin deposits.

⁽²⁾ During the year ended December 31, 2020, we repurchased \$17 million of our outstanding senior notes on the open market and recognized a gain of \$3 million on these transactions, which is included in "Other income/(expense), net" on our Consolidated Statement of Operations.

PLAINS ALL AMERICAN PIPELINE, L.P. AND SUBSIDIARIES
NOTES TO THE CONSOLIDATED FINANCIAL STATEMENTS

- (3) Our fixed-rate senior notes had a face value of approximately \$9.1 billion and \$9.0 billion as of December 31, 2020 and 2019, respectively. We estimated the aggregate fair value of these notes as of December 31, 2020 and 2019 to be approximately \$9.9 billion and \$9.3 billion, respectively. Our fixed-rate senior notes are traded among institutions, and these trades are routinely published by a reporting service. Our determination of fair value is based on reported trading activity near the end of the reporting period. We estimate that the carrying value of outstanding borrowings under our credit facilities, commercial paper program and GO Zone term loans approximates fair value as interest rates reflect current market rates. The fair value estimates for our senior notes, credit facilities, commercial paper program and GO Zone term loans are based upon observable market data and are classified in Level 2 of the fair value hierarchy.

Commercial Paper Program

We have a commercial paper program under which we may issue (and have outstanding at any time) up to \$3.0 billion in the aggregate of privately placed, unsecured commercial paper notes. Such notes are backstopped by our senior unsecured revolving credit facility and our senior secured hedged inventory facility; as such, any borrowings under our commercial paper program reduce the available capacity under these facilities.

Credit Agreements

Senior secured hedged inventory facility. We have a credit agreement that provides for a senior secured hedged inventory facility with a committed borrowing capacity of \$1.4 billion, of which \$400 million is available for the issuance of letters of credit. Subject to obtaining additional or increased lender commitments, the committed capacity of the facility may be increased to \$1.9 billion. Proceeds from the facility are primarily used to finance purchased or stored hedged inventory, including NYMEX and ICE margin deposits. Such obligations under the committed facility are secured by the financed inventory and the associated accounts receivable and are repaid from the proceeds of the sale of the financed inventory. Borrowings accrue interest based, at our election, on certain floating rate indices as defined in the credit agreement, in each case plus a margin based on our credit rating at the applicable time. The agreement also provides for one or more one-year extensions, subject to applicable approval. In August 2019, we amended this agreement to, among other things, extend the maturity date of the facility to August 2022 for each extending lender. The maturity date with respect to each non-extending lender (which represent aggregate commitments of approximately \$45 million out of total commitments of \$1.4 billion from all lenders) remains August 2021.

Senior unsecured revolving credit facility. We have a credit agreement that provides for a senior unsecured revolving credit facility with a committed borrowing capacity of \$1.6 billion. Subject to obtaining additional or increased lender commitments, the committed capacity may be increased to \$2.1 billion. The credit agreement also provides for the issuance of letters of credit. Borrowings accrue interest based, at our election, on certain floating rate indices as defined in the credit agreement, in each case plus a margin based on our credit rating at the applicable time. The agreement also provides for one or more one-year extensions, subject to applicable approval. In August 2019, we amended this agreement to, among other things, extend the maturity date of the facility to August 2024 for each extending lender.

GO Zone term loans. In August 2018, we entered into an agreement for two \$100 million term loans (the "GO Zone term loans") from the remarketing of our \$100 million Mississippi Business Finance Corporation Gulf Opportunity Zone Industrial Development Revenue Bonds (PAA Natural Gas Storage, L.P. Project), Series 2009 and our \$100 million Mississippi Business Finance Corporation Gulf Opportunity Zone Industrial Development Revenue Bonds (PAA Natural Gas Storage, L.P. Project), Series 2010 (collectively, the "GO Bonds"). The GO Zone term loans accrue interest, based on certain floating rate indices, in accordance with the interest payable on the related GO Bonds as provided in the GO Bonds Indenture pursuant to which such GO Bonds are issued and governed. The purchasers of the two GO Zone term loans have the right to put, at par, the GO Zone term loans in July 2023. The GO Bonds mature by their terms in May 2032 and August 2035, respectively.

Senior Notes

Our senior notes are co-issued, jointly and severally, by Plains All American Pipeline, L.P. and a 100%-owned consolidated finance subsidiary (neither of which have independent assets or operations) and are unsecured senior obligations of such entities and rank equally in right of payment with existing and future senior indebtedness of the issuers. We may, at our option, redeem any series of senior notes at any time in whole or from time to time in part, prior to maturity, at the redemption prices described in the indentures governing the senior notes. Our senior notes are not guaranteed by any of our subsidiaries.

PLAINS ALL AMERICAN PIPELINE, L.P. AND SUBSIDIARIES
NOTES TO THE CONSOLIDATED FINANCIAL STATEMENTS

Senior Notes Issuances. The table below summarizes our issuances of senior unsecured notes during the three years ended December 31, 2020 (in millions):

| Year | Description | Maturity | Face Value | Interest Payment Dates |
|------|--|----------------|------------|---------------------------|
| 2020 | 3.80% Senior Notes issued at 99.794% of face value | September 2030 | \$ 750 | March 15 and September 15 |
| 2019 | 3.55% Senior Notes issued at 99.801% of face value | December 2029 | \$ 1,000 | June 15 and December 15 |

Senior Notes Repayments. During the three years ended December 31, 2020, we repaid the following senior unsecured notes in full (in millions):

| Year | Description | Repayment Date | |
|------|--|----------------|-----|
| 2020 | \$600 million 5.00% Senior Notes due February 2021 | November 2020 | (1) |
| 2019 | \$500 million 2.60% Senior Notes due December 2019 | November 2019 | (2) |
| 2019 | \$500 million 5.75% Senior Notes due January 2020 | December 2019 | (2) |

(1) We repaid these senior notes with proceeds from our 3.80% senior notes issued in June 2020 and cash on hand.

(2) We repaid these senior notes with proceeds from our 3.55% senior notes issued in September 2019 and cash on hand.

Maturities

The weighted average maturity of our senior notes and GO Zone term loans outstanding at December 31, 2020 was approximately 10 years. The following table presents the aggregate contractually scheduled maturities of such senior notes and GO Zone term loans for the next five years and thereafter. The amounts presented exclude unamortized discounts and debt issuance costs.

| Calendar Year | Payment (in millions) |
|---------------|-----------------------|
| 2021 | \$ — |
| 2022 | \$ 750 |
| 2023 | \$ 1,300 |
| 2024 | \$ 750 |
| 2025 | \$ 1,000 |
| Thereafter | \$ 5,533 |

Covenants and Compliance

The credit agreements for our revolving credit facilities (which impact our ability to access our commercial paper program because they provide the financial backstop that supports our short-term credit ratings) and our term loans and the indentures governing our senior notes contain cross-default provisions. Our credit agreements prohibit declaration or payments of distributions on, or purchases or redemptions of, units if any default or event of default is continuing. In addition, the agreements contain various covenants limiting our ability to, among other things:

- grant liens on certain property;
- incur indebtedness, including finance leases;
- sell substantially all of our assets or enter into a merger or consolidation;
- engage in certain transactions with affiliates; and
- enter into certain burdensome agreements.

PLAINS ALL AMERICAN PIPELINE, L.P. AND SUBSIDIARIES
NOTES TO THE CONSOLIDATED FINANCIAL STATEMENTS

The credit agreements for our senior unsecured revolving credit facility, senior secured hedged inventory facility and GO Zone term loans treat a change of control as an event of default and also require us to maintain a debt-to-EBITDA coverage ratio that, on a trailing four-quarter basis, will not be greater than 5.00 to 1.00 (or 5.50 to 1.00 on all outstanding debt during an acquisition period (generally, the period consisting of three fiscal quarters following an acquisition greater than \$150 million)). For covenant compliance purposes, Consolidated EBITDA may include certain adjustments, including those for material projects and certain non-recurring expenses. Additionally, letters of credit and borrowings to fund hedged inventory and margin requirements are excluded when calculating the debt coverage ratio.

A default under our credit agreements or indentures would permit the lenders to accelerate the maturity of the outstanding debt. As long as we are in compliance with the provisions contained in our credit agreements, our ability to make distributions of available cash is not restricted. As of December 31, 2020, we were in compliance with the covenants contained in our credit agreements and indentures.

Borrowings and Repayments

Total borrowings under our credit facilities and commercial paper program for the years ended December 31, 2020, 2019 and 2018 were approximately \$29.3 billion, \$13.3 billion and \$45.4 billion, respectively. Total repayments under our credit facilities and commercial paper program were approximately \$29.0 billion, \$12.9 billion and \$46.3 billion for the years ended December 31, 2020, 2019 and 2018, respectively. The variance in total gross borrowings and repayments is impacted by various business and financial factors including, but not limited to, the timing, average term and method of general partnership borrowing activities.

Letters of Credit

In connection with our supply and logistics activities, we provide certain suppliers with irrevocable standby letters of credit to secure our obligation for the purchase and transportation of crude oil, NGL and natural gas. These letters of credit are issued under our senior unsecured revolving credit facility and our senior secured hedged inventory facility, and our liabilities with respect to these purchase obligations are recorded in accounts payable on our balance sheet in the month the crude oil, NGL or natural gas is purchased. Generally, these letters of credit are issued for periods of up to seventy days and are terminated upon completion of each transaction. Additionally, we issue letters of credit to support insurance programs, derivative transactions, including hedging-related margin obligations, and construction activities. At December 31, 2020 and 2019, we had outstanding letters of credit of \$129 million and \$157 million, respectively.

Debt Issuance Costs

Costs incurred in connection with the issuance of senior notes are recorded as a direct deduction from the related debt liability and are amortized using the straight-line method over the term of the related debt. Use of the straight-line method does not differ materially from the "effective interest" method of amortization.

Note 12—Partners' Capital and Distributions

Units Outstanding

At December 31, 2020, partners' capital consisted of outstanding common units and Series A and Series B preferred units, which represent limited partner interests in us, which give the holders thereof the right to participate in distributions and to exercise the other rights or privileges as outlined in our partnership agreement. Our general partner has a non-economic interest in us.

Series A Preferred Units

Our Series A preferred units were issued in a private placement in 2016 at a price of \$26.25 per unit (the "Issue Price"). The Series A preferred units represent limited partner interests in us, rank pari passu with our Series B preferred units, and senior to our common units and to each other class or series of our equity securities with respect to distribution rights and rights upon liquidation. The holders of the Series A preferred units receive cumulative quarterly distributions, subject to customary antidilution adjustments, equal to \$0.525 per unit (\$2.10 per unit annualized).

PLAINS ALL AMERICAN PIPELINE, L.P. AND SUBSIDIARIES
NOTES TO THE CONSOLIDATED FINANCIAL STATEMENTS

The holders may convert their Series A preferred units into common units, generally on a one-for-one basis and subject to customary anti-dilution adjustments, at any time, in whole or in part, subject to certain minimum conversion amounts (and not more often than once per quarter). We may convert the Series A preferred units into common units at any time (but not more often than once per quarter), in whole or in part, subject to certain minimum conversion amounts, if the closing price of our common units is greater than 150% of the Issue Price for the preceding 20 trading days. The Series A preferred units vote on an as-converted basis with our common units and have certain other class voting rights with respect to any amendment to our partnership agreement that would adversely affect any rights, preferences or privileges of the Series A preferred units. In addition, upon certain events involving a change of control, the holders of the Series A preferred units may elect, among other potential elections, to convert the Series A preferred units into common units at the then applicable conversion rate.

For a period of 30 days following (a) the fifth anniversary of the January 28, 2016 issuance date (the "Issuance Date") of the Series A preferred units and (b) each subsequent anniversary of the Issuance Date, the holders of the Series A preferred units, acting by majority vote, may make a one-time election to reset the Series A preferred unit distribution rate to equal the then applicable rate of ten-year U.S. Treasury Securities plus 5.85% (the "Preferred Distribution Rate Reset Option"). The Preferred Distribution Rate Reset Option is accounted for as an embedded derivative. See Note 13 for additional information. If the holders of the Series A preferred units have exercised the Preferred Distribution Rate Reset Option, then, at any time following 30 days after the sixth anniversary of the Issuance Date, we may redeem all or any portion of the outstanding Series A preferred units in exchange for cash, common units (valued at 95% of the volume-weighted average price of our common units for a trading day period specified in our partnership agreement) or a combination of cash and common units at a redemption price equal to 110% of the Issue Price, plus any accrued and unpaid distributions.

Series B Preferred Units

Our Series B Fixed-to-Floating Rate Cumulative Redeemable Perpetual Preferred Units representing limited partner interests in us (the "Series B preferred units") were issued in 2017 at a price to the public of \$1,000 per unit. Our Series B preferred units represent perpetual equity interests in us, and they have no stated maturity or mandatory redemption date and are not redeemable at the option of the holders under any circumstances. Holders of the Series B preferred units generally have no voting rights, except for limited voting rights with respect to (i) potential amendments to our partnership agreement that would have a material adverse effect on the existing preferences, rights, powers or duties of the Series B preferred units, (ii) the creation or issuance of any parity securities if the cumulative distributions payable on then outstanding Series B preferred units are in arrears, (iii) the creation or issuance of any senior securities and (iv) the payment of distributions to our common unitholders out of capital surplus. The Series B preferred units rank, as to the payment of distributions and amounts payable on a liquidation event, *pari passu* with our outstanding Series A preferred units and senior to our common units.

The Series B preferred units have a liquidation preference of \$1,000 per unit. Holders of our Series B preferred units are entitled to receive, when, as and if declared by our general partner out of legally available funds for such purpose, cumulative semiannual or quarterly cash distributions, as applicable. Distributions on the Series B preferred units accrue and are cumulative from October 10, 2017, the date of original issue, and are payable semiannually in arrears on the 15th day of May and November through and including November 15, 2022, and after November 15, 2022, quarterly in arrears on the 15th day of February, May, August and November of each year. The initial distribution rate for the Series B preferred units from and including October 10, 2017 to, but not including, November 15, 2022 is 6.125% per year of the liquidation preference per unit (equal to \$61.25 per unit per year). On and after November 15, 2022, distributions on the Series B preferred units will accumulate for each distribution period at a percentage of the liquidation preference equal to the Series B Three-Month LIBOR (as defined in and calculated pursuant to our Seventh Amended and Restated Agreement of Limited Partnership) plus a spread of 4.11%.

Upon the occurrence of certain rating agency events, we may redeem the Series B preferred units, in whole but not in part, at a price of \$1,020 (102% of the liquidation preference) per Series B preferred unit plus an amount equal to all accumulated and unpaid distributions thereon to, but not including, the date of redemption, whether or not declared. In addition, at any time on or after November 15, 2022, we may redeem the Series B preferred units, at our option, in whole or in part, at a redemption price of \$1,000 per Series B preferred unit plus an amount equal to all accumulated and unpaid distributions thereon to, but not including, the date of redemption, whether or not declared.

PLAINS ALL AMERICAN PIPELINE, L.P. AND SUBSIDIARIES
NOTES TO THE CONSOLIDATED FINANCIAL STATEMENTS

The following table presents the activity for our preferred and common units:

| | Limited Partners | | |
|--|-----------------------------|-----------------------------|--------------|
| | Series A Preferred Units | Series B Preferred Units | Common Units |
| Outstanding at December 31, 2017 | 69,696,542 | 800,000 | 725,189,138 |
| Issuances of Series A preferred units in connection with in-kind distributions | 1,393,926 | — | — |
| Issuances of common units under equity-indexed compensation plans | — | — | 1,172,786 |
| Outstanding at December 31, 2018 | 71,090,468 | 800,000 | 726,361,924 |
| Issuances of common units under equity-indexed compensation plans | — | — | 1,666,652 |
| Outstanding at December 31, 2019 | 71,090,468 | 800,000 | 728,028,576 |
| Repurchase and cancellation of common units under the Common Equity Repurchase Program | — | — | (6,222,748) |
| Issuances of common units under equity-indexed compensation plans | — | — | 574,588 |
| Outstanding at December 31, 2020 | 71,090,468 | 800,000 | 722,380,416 |

Common Equity Repurchase Program. In November 2020, the board of directors of PAGP GP approved a \$500 million common equity repurchase program (the "Program") to be utilized as an additional method of returning capital to investors. The Program authorizes the repurchase from time to time of up to \$500 million of our common units and/or PAGP Class A shares via open market purchases or negotiated transactions conducted in accordance with applicable regulatory requirements. No time limit has been set for completion of the Program, and the Program may be suspended or discontinued at any time. The Program does not obligate us or PAGP to acquire a particular number of common units or PAGP Class A shares. Any common units or PAGP Class A shares that are repurchased will be canceled. PAGP Class C shares held by us associated with any publicly held common units that are repurchased will also be canceled. See Note 17 for additional information regarding our ownership of PAGP Class C shares.

We repurchased 6,222,748 common units under the Program through open market purchases during the year ended December 31, 2020. The total purchase price of these repurchases was \$50 million, including commissions and fees. The repurchased common units were canceled immediately upon acquisition, as were the Class C shares held by us associated with the repurchased common units. At December 31, 2020, the remaining available capacity under the program was \$450 million.

Distributions

In accordance with our partnership agreement, after making distributions to holders of our outstanding preferred units, we distribute the remainder of our available cash to common unitholders of record within 45 days following the end of each quarter. Available cash is generally defined as all of our cash and cash equivalents on hand at the end of each quarter, less reserves established in the discretion of our general partner for future requirements. Our available cash also includes cash on hand resulting from borrowings made after the end of the quarter.

PLAINS ALL AMERICAN PIPELINE, L.P. AND SUBSIDIARIES
NOTES TO THE CONSOLIDATED FINANCIAL STATEMENTS

Preferred Unit Distributions

The following table details distributions paid to our preferred unitholders during the year presented (in millions, except unit data):

| Year | Series A Preferred Unitholders | | Series B Preferred Unitholders | |
|------|--------------------------------|-----------|--------------------------------|--|
| | Distribution ⁽¹⁾ | | Cash Distribution | |
| | Cash | Units | | |
| 2020 | \$ 149 | — | \$ 49 | |
| 2019 | \$ 149 | — | \$ 49 | |
| 2018 | \$ 112 | 1,393,926 | \$ 49 | |

(1) We elected to pay distributions on our Series A preferred units in additional Series A preferred units for each quarterly distribution from their issuance through the February 2018 distribution. Distributions on our Series A preferred units have been paid in cash since the May 2018 distribution. During 2018, we issued additional Series A preferred units in lieu of cash distributions of \$37 million.

On February 12, 2021, we paid a cash distribution of \$37 million to our Series A preferred unitholders. At December 31, 2020, such amount was accrued as distributions payable in "Other current liabilities" on our Consolidated Balance Sheet. At December 31, 2020, approximately \$6 million of accrued distributions payable to our Series B preferred unitholders was included in "Other current liabilities" on our Consolidated Balance Sheet.

Common Unit Distributions

The following table details distributions paid to common unitholders during the year presented (in millions, except per unit data):

| Year | Distributions Paid | | | Distributions per common unit |
|------|--------------------|--------|----------|-------------------------------|
| | Public | AAP | Total | |
| 2020 | \$ 432 | \$ 223 | \$ 655 | \$ 0.90 |
| 2019 | \$ 632 | \$ 372 | \$ 1,004 | \$ 1.38 |
| 2018 | \$ 532 | \$ 339 | \$ 871 | \$ 1.20 |

On January 7, 2021, we declared a cash distribution of \$0.18 per unit on our outstanding common units. The total distribution of \$130 million was paid on February 12, 2021 to unitholders of record at the close of business on January 29, 2021, for the period from October 1, 2020 through December 31, 2020. Of this amount, approximately \$44 million was paid to AAP.

Income Allocation

We allocate net income for partners' capital presentation purposes by applying the allocation methodology in our partnership agreement. Net income is allocated 100% to our common unitholders, after giving effect to income allocations for cash distributions to our Series A preferred unitholders and guaranteed payments attributable to our Series B preferred unitholders. In accordance with our partnership agreement, our Series A preferred unitholders are not allocated income for paid-in-kind distributions for partners' capital presentation purposes.

For purposes of determining basic and diluted net income per common unit, income is allocated as prescribed in FASB guidance for calculating earnings per unit, including a deduction to income available to common unitholders for distributions attributable to the period (whether paid in cash or in-kind) on our Series A and Series B preferred units. See Note 4 for additional information.

PLAINS ALL AMERICAN PIPELINE, L.P. AND SUBSIDIARIES
NOTES TO THE CONSOLIDATED FINANCIAL STATEMENTS

Noncontrolling Interests in Subsidiaries

In May 2019, we formed a joint venture, Red River Pipeline Company LLC ("Red River LLC"), with Delek Logistics Partners, LP ("Delek") on our Red River pipeline system. We received approximately \$128 million for Delek's 33% interest in Red River LLC. We consolidate Red River LLC based on control, with Delek's 33% interest accounted for as a noncontrolling interest.

During the year ended December 31, 2020, we received \$12 million of contributions from noncontrolling interests in Red River LLC related to the Red River pipeline capacity expansion and paid distributions of \$10 million. During the year ended December 31, 2019, we paid distributions of \$6 million to noncontrolling interests in Red River LLC.

Note 13—Derivatives and Risk Management Activities

We identify the risks that underlie our core business activities and use risk management strategies to mitigate those risks when we determine that there is value in doing so. We use various derivative instruments to optimize our profits while managing our exposure to (i) hydrocarbon commodity (referred to herein as "commodity") price risk, (ii) interest rate risk and (iii) currency exchange rate risk. Our commodity price risk management policies and procedures are designed to help ensure that our hedging activities address our risks by monitoring our derivative positions, as well as physical volumes, grades, locations, delivery schedules and storage capacity. Our interest rate and currency exchange rate risk management policies and procedures are designed to monitor our derivative positions and ensure that those positions are consistent with our objectives and approved strategies. Our policy is to use derivative instruments for risk management purposes and not for the purpose of speculating on changes in commodity prices, interest rates or currency exchange rates. When we apply hedge accounting, our policy is to formally document all relationships between hedging instruments and hedged items, as well as our risk management objectives for undertaking the hedge. This process includes specific identification of the hedging instrument and the hedged transaction, the nature of the risk being hedged and how the hedging instrument's effectiveness will be assessed. At the inception of the hedging relationship, we assess whether the derivatives employed are highly effective in offsetting changes in cash flows of anticipated hedged transactions. Throughout the hedging relationship, retrospective and prospective hedge effectiveness is assessed on a qualitative basis.

We record all open derivatives on the balance sheet as either assets or liabilities measured at fair value. Changes in the fair value of derivatives are recognized currently in earnings unless specific hedge accounting criteria are met. For derivatives designated as cash flow hedges, changes in fair value are deferred in AOCI and recognized in earnings in the periods during which the underlying hedged transactions are recognized in earnings. Derivatives that are not designated as a hedging instrument and derivatives that do not qualify for hedge accounting are recognized in earnings each period. Cash settlements associated with our derivative activities are classified within the same category as the related hedged item in our Condensed Consolidated Statements of Cash Flows.

Our financial derivatives, used for hedging risk, are governed through ISDA master agreements and clearing brokerage agreements. These agreements include stipulations regarding the right of set off in the event that we or our counterparty default on performance obligations. If a default were to occur, both parties have the right to net amounts payable and receivable into a single net settlement between parties.

At December 31, 2020 and 2019, none of our outstanding derivatives contained credit-risk related contingent features that would result in a material adverse impact to us upon any change in our credit ratings. Although we may be required to post margin on our exchange-traded derivatives transacted through a clearing brokerage account, as described below, we do not require our non-cleared derivative counterparties to post collateral with us.

Commodity Price Risk Hedging

Our core business activities involve certain commodity price-related risks that we manage in various ways, including through the use of derivative instruments. Our policy is to (i) only purchase inventory for which we have a sales market, (ii) structure our sales contracts so that price fluctuations do not materially affect our operating income and (iii) not acquire and hold physical inventory or derivatives for the purpose of speculating on commodity price changes. The material commodity-related risks inherent in our business activities can be divided into the following general categories:

PLAINS ALL AMERICAN PIPELINE, L.P. AND SUBSIDIARIES
NOTES TO THE CONSOLIDATED FINANCIAL STATEMENTS

Commodity Purchases and Sales — In the normal course of our operations, we purchase and sell commodities. We use derivatives to manage the associated risks and to optimize profits. As of December 31, 2020, net derivative positions related to these activities included:

- A net long position of 5.8 million barrels associated with our crude oil purchases, which was unwound ratably during January 2021 to match monthly average pricing.
- A net short time spread position of 6.6 million barrels, which hedges a portion of our anticipated crude oil lease gathering purchases through March 2022.
- A net crude oil basis spread position of 0.6 million barrels at multiple locations through December 2021. These derivatives allow us to lock in grade basis differentials.
- A net short position of 37.4 million barrels through December 2022 related to anticipated net sales of crude oil and NGL inventory.

Natural Gas Processing/NGL Fractionation — We purchase natural gas for processing and operational needs. Additionally, we purchase NGL mix for fractionation and sell the resulting individual specification products (including ethane, propane, butane and condensate). In conjunction with these activities, we hedge the price risk associated with the purchase of the natural gas and the subsequent sale of the individual specification products. The following table summarizes our open derivative positions utilized to hedge the price risk associated with anticipated purchases and sales related to our natural gas processing and NGL fractionation activities as of December 31, 2020.

| | Notional Volume (Short)/Long | Remaining Tenor |
|--|---|------------------------|
| Natural gas purchases | 37.3 Bcf | December 2021 |
| Propane sales | (6.3) MMbbls | December 2021 |
| Butane sales | (2.3) MMbbls | December 2021 |
| Condensate sales (WTI position) | (0.6) MMbbls | December 2021 |
| Fuel gas requirements ⁽¹⁾ | 14.3 Bcf | December 2022 |
| Power supply requirements ⁽¹⁾ | 0.7 TWh | December 2022 |

⁽¹⁾ Positions to hedge a portion of our power supply and fuel gas requirements at our Canadian natural gas processing and fractionation plants.

Physical commodity contracts that meet the definition of a derivative but are ineligible, or not designated, for the normal purchases and normal sales scope exception are recorded on the balance sheet at fair value, with changes in fair value recognized in earnings. We have determined that substantially all of our physical commodity contracts qualify for the normal purchases and normal sales scope exception.

PLAINS ALL AMERICAN PIPELINE, L.P. AND SUBSIDIARIES
NOTES TO THE CONSOLIDATED FINANCIAL STATEMENTS

Our commodity derivatives are not designated as a hedging relationship, as such, changes in the fair value are reported in earnings. A summary of the impact of our commodity derivatives recognized in earnings as follows (in millions):

| | Year Ended December 31, | | |
|--|-------------------------|---------------|---------------|
| | 2020 | 2019 | 2018 |
| Supply and Logistics segment revenues | \$ (302) | \$ 310 | \$ 150 |
| Field operating costs | 5 | 14 | (2) |
| Net gain/(loss) from commodity derivative activity | <u>\$ (297)</u> | <u>\$ 324</u> | <u>\$ 148</u> |

Our accounting policy is to offset derivative assets and liabilities executed with the same counterparty when a master netting arrangement exists. Accordingly, we also offset derivative assets and liabilities with amounts associated with cash margin. Our exchange-traded derivatives are transacted through clearing brokerage accounts and are subject to margin requirements as established by the respective exchange. On a daily basis, our account equity (consisting of the sum of our cash balance and the fair value of our open derivatives) is compared to our initial margin requirement resulting in the payment or return of variation margin. The following table provides the components of our net broker receivable/(payable) (in millions):

| | December 31, | |
|------------------------------------|---------------|----------------|
| | 2020 | 2019 |
| Initial margin | \$ 91 | \$ 73 |
| Variation margin posted/(returned) | 290 | (45) |
| Letters of credit | (63) | (73) |
| Net broker receivable/(payable) | <u>\$ 318</u> | <u>\$ (45)</u> |

The following table reflects the Consolidated Balance Sheet line items that include the fair values of our commodity derivative assets and liabilities and the effect of the collateral netting. Such amounts are presented on a gross basis, before the effects of counterparty netting. However, we have elected to present our commodity derivative assets and liabilities with the same counterparty on a net basis on our Consolidated Balance Sheet when the legal right of offset exists. Amounts in the table below are presented in millions.

| | December 31, 2020 | | | | December 31, 2019 | | | |
|--|-----------------------|-----------------|------------------------------|---|-----------------------|-----------------|------------------------------|---|
| | Commodity Derivatives | | Effect of Collateral Netting | Net Carrying Value Presented on the Balance Sheet | Commodity Derivatives | | Effect of Collateral Netting | Net Carrying Value Presented on the Balance Sheet |
| | Assets | Liabilities | | | Assets | Liabilities | | |
| Derivative Assets | | | | | | | | |
| Other current assets | \$ 71 | \$ (314) | \$ 318 | \$ 75 | \$ 179 | \$ (37) | \$ (45) | \$ 97 |
| Other long-term assets, net | 5 | — | — | 5 | 24 | — | — | 24 |
| Derivative Liabilities | | | | | | | | |
| Other current liabilities | 9 | (40) | — | (31) | 32 | (56) | — | (24) |
| Other long-term liabilities and deferred credits | — | (32) | — | (32) | — | (12) | — | (12) |
| Total | <u>\$ 85</u> | <u>\$ (386)</u> | <u>\$ 318</u> | <u>\$ 17</u> | <u>\$ 235</u> | <u>\$ (105)</u> | <u>\$ (45)</u> | <u>\$ 85</u> |

Interest Rate Risk Hedging

We use interest rate derivatives to hedge the benchmark interest rate associated with interest payments occurring as a result of debt issuances. The derivative instruments we use to manage this risk consist of forward starting interest rate swaps and treasury locks. These derivatives are designated as cash flow hedges. As such, changes in fair value are deferred in AOCI and are reclassified to interest expense as we incur the interest expense associated with the underlying debt.

PLAINS ALL AMERICAN PIPELINE, L.P. AND SUBSIDIARIES
NOTES TO THE CONSOLIDATED FINANCIAL STATEMENTS

The following table summarizes the terms of our outstanding interest rate derivatives as of December 31, 2020 (notional amounts in millions):

| Hedged Transaction | Number and Types of Derivatives Employed | Notional Amount | Expected Termination Date | Average Rate Locked | Accounting Treatment |
|-------------------------------|--|-----------------|---------------------------|---------------------|----------------------|
| Anticipated interest payments | 8 forward starting swaps (30-year) | \$ 200 | 6/15/2023 | 1.38 % | Cash flow hedge |
| Anticipated interest payments | 8 forward starting swaps (30-year) | \$ 200 | 6/14/2024 | 0.73 % | Cash flow hedge |

As of December 31, 2020, there was a net loss of \$258 million deferred in AOCI. The deferred net loss recorded in AOCI is expected to be reclassified to future earnings contemporaneously with (i) the earnings recognition of the underlying hedged commodity transactions or (ii) interest expense accruals associated with underlying debt instruments. We reclassified losses of \$11 million, \$9 million and \$5 million during years ended December 31, 2020, 2019 and 2018, respectively. Of the total net loss deferred in AOCI at December 31, 2020, we expect to reclassify a loss of \$13 million to earnings in the next twelve months. We estimate that substantially all of the remaining deferred loss will be reclassified to earnings through 2054 as the underlying hedged transactions impact earnings. A portion of these amounts is based on market prices as of December 31, 2020; thus, actual amounts to be reclassified will differ and could vary materially as a result of changes in market conditions.

The following table summarizes the net unrealized gain/(loss) recognized in AOCI for derivatives (in millions):

| | Year Ended December 31, | | |
|--------------------------------|-------------------------|---------|-------|
| | 2020 | 2019 | 2018 |
| Interest rate derivatives, net | \$ (10) | \$ (91) | \$ 38 |

At December 31, 2020, the net fair value of our interest rate hedges, which were included in "Other long-term assets" on our Consolidated Balance Sheet, totaled \$46 million. At December 31, 2019, the fair value of these hedges was \$44 million and included in "Other current liabilities."

Currency Exchange Rate Risk Hedging

Because a significant portion of our Canadian business is conducted in CAD we use foreign currency derivatives to minimize the risk of unfavorable changes in exchange rates. These instruments include foreign currency exchange contracts, forwards and options.

Our use of foreign currency derivatives include (i) derivatives we use to hedge currency exchange risk created by the use of USD-denominated commodity derivatives to hedge commodity price risk associated with CAD-denominated commodity purchases and sales and (ii) foreign currency exchange contracts we use to manage our Canadian business cash requirements.

The following table summarizes our open forward exchange contracts as of December 31, 2020 (in millions):

| | | USD | CAD | Average Exchange Rate USD to CAD |
|---|------|-------|--------|-------------------------------------|
| Forward exchange contracts that exchange CAD for USD: | | | | |
| | 2021 | \$ 46 | \$ 59 | \$1.00 - \$1.28 |
| | | | | |
| Forward exchange contracts that exchange USD for CAD: | | | | |
| | 2021 | \$ 80 | \$ 104 | \$1.00 - \$1.30 |

These derivatives are not designated as a hedging relationship. As such, changes in fair value are recognized in earnings as a component of Supply and Logistics segment revenues. For the years ended December 31, 2020, 2019 and 2018, the amounts recognized in earnings for our currency exchange rate hedges were a gain of less than \$1 million, a gain of \$8 million and a loss of \$23 million, respectively.

PLAINS ALL AMERICAN PIPELINE, L.P. AND SUBSIDIARIES
NOTES TO THE CONSOLIDATED FINANCIAL STATEMENTS

At December 31, 2020, the net fair value of these currency exchange rate hedges, which is included in "Other current assets" on our Consolidated Balance Sheet, totaled \$2 million. At December 31, 2019, the net fair value of these currency exchange rate hedges, which was included in "Other current assets" and "Other current liabilities" on our Condensed Consolidated Balance Sheet, totaled \$2 million and \$1 million, respectively.

Preferred Distribution Rate Reset Option

A derivative feature embedded in a contract that does not meet the definition of a derivative in its entirety must be bifurcated and accounted for separately if the economic characteristics and risks of the embedded derivative are not clearly and closely related to those of the host contract. The Preferred Distribution Rate Reset Option of our Series A preferred units is an embedded derivative that must be bifurcated from the related host contract, our partnership agreement, and recorded at fair value on our Consolidated Balance Sheets. This embedded derivative is not designated as a hedging relationship and corresponding changes in fair value are recognized in "Other income/(expense), net" in our Consolidated Statement of Operations. For the years ended December 31, 2020, 2019 and 2018 we recognized net gains of \$20 million, \$2 million and a net loss of \$14 million, respectively. The fair value of the Preferred Distribution Rate Reset Option, which was included in "Other long-term liabilities and deferred credits" on our Consolidated Balance Sheets, totaled \$14 million and \$34 million at December 31, 2020 and 2019, respectively. See Note 12 for additional information regarding our Series A preferred units and the Preferred Distribution Rate Reset Option.

Recurring Fair Value Measurements

Derivative Financial Assets and Liabilities

The following table sets forth by level within the fair value hierarchy our financial assets and liabilities that were accounted for at fair value on a recurring basis (in millions):

| Recurring Fair Value Measures ⁽¹⁾ | Fair Value as of December 31, 2020 | | | | Fair Value as of December 31, 2019 | | | |
|--|------------------------------------|----------|---------|----------|------------------------------------|---------|---------|--------|
| | Level 1 | Level 2 | Level 3 | Total | Level 1 | Level 2 | Level 3 | Total |
| Commodity derivatives | \$ (143) | \$ (143) | \$ (15) | \$ (301) | \$ 42 | \$ 105 | \$ (17) | \$ 130 |
| Interest rate derivatives | — | 46 | — | 46 | — | (44) | — | (44) |
| Foreign currency derivatives | — | 2 | — | 2 | — | 1 | — | 1 |
| Preferred Distribution Rate Reset Option | — | — | (14) | (14) | — | — | (34) | (34) |
| Total net derivative asset/(liability) | \$ (143) | \$ (95) | \$ (29) | \$ (267) | \$ 42 | \$ 62 | \$ (51) | \$ 53 |

⁽¹⁾ Derivative assets and liabilities are presented above on a net basis but do not include related cash margin deposits.

Level 1

Level 1 of the fair value hierarchy includes exchange-traded commodity derivatives and over-the-counter commodity contracts such as futures and swaps. The fair value of exchange-traded commodity derivatives and over-the-counter commodity contracts is based on unadjusted quoted prices in active markets.

Level 2

Level 2 of the fair value hierarchy includes exchange-cleared commodity derivatives and over-the-counter commodity, interest rate and foreign currency derivatives that are traded in observable markets with less volume and transaction frequency than active markets. In addition, it includes certain physical commodity contracts. The fair values of these derivatives are corroborated with market observable inputs.

Level 3

Level 3 of the fair value hierarchy includes certain physical commodity and other contracts, over-the-counter options and the Preferred Distribution Rate Reset Option contained in our partnership agreement which is classified as an embedded derivative.

PLAINS ALL AMERICAN PIPELINE, L.P. AND SUBSIDIARIES
NOTES TO THE CONSOLIDATED FINANCIAL STATEMENTS

The fair values of our Level 3 physical commodity and other contracts and over-the-counter options are based on valuation models utilizing significant timing estimates, which involve management judgment, and pricing inputs from observable and unobservable markets with less volume and transaction frequency than active markets. Significant deviations from these estimates and inputs could result in a material change in fair value. We report unrealized gains and losses associated with these contracts in our Consolidated Statements of Operations as Supply and Logistics segment revenues.

Rollforward of Level 3 Net Asset/(Liability)

The following table provides a reconciliation of changes in fair value of the beginning and ending balances for our derivatives classified as Level 3 (in millions):

| | Year Ended December 31, | |
|--|-------------------------|----------------|
| | 2020 | 2019 |
| Beginning Balance | \$ (51) | \$ (24) |
| Net gains/(losses) for the period included in earnings | 12 | 10 |
| Settlements | 10 | (11) |
| Derivatives entered into during the period | — | (26) |
| Ending Balance | <u>\$ (29)</u> | <u>\$ (51)</u> |
| Change in unrealized gains/(losses) included in earnings relating to Level 3 derivatives still held at the end of the period | \$ 12 | \$ (16) |

Note 14—Leases

Lessee

On January 1, 2019, we adopted ASC Topic 842, *Leases* ("Topic 842"), using the optional transitional method, thereby applying the new guidance at the effective date, without adjusting the comparative periods. Therefore, results for reporting periods beginning after January 1, 2019 are presented under Topic 842, while prior period amounts are not adjusted and continue to be reported in accordance with our historic accounting under ASC Topic 840, *Leases* ("Topic 840"). We evaluate all agreements entered into or modified after the date of adoption of Topic 842 that convey to us the use of property or equipment for a term to determine whether the agreement is or contains a lease. We lease certain property and equipment under noncancelable and cancelable operating and finance leases. Our operating leases primarily relate to railcars, office space, land, vehicles, and storage tanks, and our finance leases primarily relate to tractor trailers, land, storage tanks and vehicles. One of our finance leases is for storage tanks owned by an equity method investee, in which we own a 50% interest. For leases with an initial term of greater than 12 months, we recognize a right-of-use asset and lease liability on the balance sheet. Leases with an initial term of 12 months or less are not recorded on the balance sheet. Our lease agreements have remaining lease terms ranging from one year to approximately 60 years. When applicable, this range includes additional terms associated with leases for which we are reasonably certain to exercise the option to renew and such renewal options are recognized as part of our right-of-use assets and lease liabilities. We have renewal options for leases with terms ranging from one year to 25 years that are not recognized as part of our right-of-use assets or lease liabilities as we have determined we are not reasonably certain to exercise the option to renew.

Certain of our leases have variable lease payments, many of which are based on changes in market indices such as the Consumer Price Index. Our lease agreements for our tractor trailers contain residual value guarantees equal to the fair market value of the tractor trailers at the end of the lease term in the event that we elect not to purchase the asset for an amount equal to the fair value. Our lease agreements do not contain any material restrictive covenants.

For determining the present value of lease payments, we use the discount rate implicit in the lease when readily determinable; however, such rate is not readily determinable for most of our leases. For those leases for which the discount rate is not readily determinable, we utilize incremental borrowing rates that reflect collateralized borrowing with payments and terms that mirror our lease portfolio to discount the lease payments based on information available at the lease commencement date.

PLAINS ALL AMERICAN PIPELINE, L.P. AND SUBSIDIARIES
NOTES TO THE CONSOLIDATED FINANCIAL STATEMENTS

The following table presents components of lease cost, including both amounts recognized in income and amounts capitalized (in millions):

| Lease Cost | Year Ended December 31, | |
|-------------------------|-------------------------|---------------|
| | 2020 | 2019 |
| Operating lease cost | \$ 111 | \$ 125 |
| Short-term lease cost | 31 | 35 |
| Other ⁽¹⁾⁽²⁾ | 8 | — |
| Total lease cost | <u>\$ 150</u> | <u>\$ 160</u> |

⁽¹⁾ Includes finance lease costs, variable lease costs and sublease income.

⁽²⁾ Includes approximately \$6 million for the year ended December 31, 2020 associated with leased storage tanks owned by an equity method investee, in which we own a 50% interest.

Lease cost for the year ended December 31, 2018, accounted for in accordance with Topic 840, was \$199 million.

The following table presents information related to cash flows arising from lease transactions (in millions):

| | Year Ended December 31, | |
|---|-------------------------|--------|
| | 2020 | 2019 |
| Cash paid for amounts included in the measurement of lease liabilities: | | |
| Operating cash flows for operating leases | \$ 108 | \$ 116 |
| Operating cash flows for finance leases | \$ 5 | \$ 1 |
| Financing cash flows for finance leases | \$ 19 | \$ 18 |
| Non-cash change in lease liabilities arising from obtaining new right-of-use assets or modifications: | | |
| Operating leases | \$ 5 | \$ 77 |
| Finance leases ⁽¹⁾ | \$ 32 | \$ 27 |

⁽¹⁾ Includes approximately \$25 million and \$12 million for the years ended December 31, 2020 and 2019, respectively, associated with leased storage tanks owned by an equity method investee, in which we own a 50% interest.

Information related to the weighted-average remaining lease term and discount rate is presented in the table below:

| | December 31, | |
|---|--------------|-------|
| | 2020 | 2019 |
| Weighted-average remaining lease term (in years): | | |
| Operating leases | 12 | 11 |
| Finance leases | 9 | 6 |
| Weighted-average discount rate: | | |
| Operating leases | 4.5 % | 4.4 % |
| Finance leases | 11.1 % | 7.1 % |

PLAINS ALL AMERICAN PIPELINE, L.P. AND SUBSIDIARIES
NOTES TO THE CONSOLIDATED FINANCIAL STATEMENTS

The following table presents the amount and location of our operating and finance lease right-of-use assets and liabilities on our Consolidated Balance Sheets (in millions):

| Leases | Balance Sheet Location | December 31, | |
|--|--|--------------|--------|
| | | 2020 | 2019 |
| Assets | | | |
| Operating lease right-of-use assets | Long-term operating lease right-of-use assets, net | \$ 378 | \$ 466 |
| | | | |
| Finance lease right-of-use assets ⁽¹⁾ | Property and equipment | \$ 141 | \$ 124 |
| | Accumulated depreciation | (27) | (16) |
| | Property and equipment, net | \$ 114 | \$ 108 |
| | | | |
| Total lease right-of-use assets | | \$ 492 | \$ 574 |
| | | | |
| Liabilities | | | |
| Operating lease liabilities | | | |
| Current | Other current liabilities | \$ 78 | \$ 94 |
| Noncurrent | Long-term operating lease liabilities | 317 | 387 |
| Total operating lease liabilities | | \$ 395 | \$ 481 |
| | | | |
| Finance lease liabilities ⁽¹⁾ | | | |
| Current | Short-term debt | \$ 11 | \$ 18 |
| Noncurrent | Other long-term debt, net | 70 | 49 |
| Total finance lease liabilities | | \$ 81 | \$ 67 |
| | | | |
| Total lease liabilities | | \$ 476 | \$ 548 |

⁽¹⁾ Includes right-of-use assets of \$35 million and \$12 million and lease liabilities of \$36 million and \$12 million as of December 31, 2020 and 2019, respectively, associated with leased storage tanks owned by an equity method investee, in which we own a 50% interest.

PLAINS ALL AMERICAN PIPELINE, L.P. AND SUBSIDIARIES
NOTES TO THE CONSOLIDATED FINANCIAL STATEMENTS

The following table presents the maturity of undiscounted cash flows for future minimum lease payments under noncancelable leases as of December 31, 2020 reconciled to our lease liabilities on our Consolidated Balance Sheet (amounts in millions):

| | Operating | Finance ⁽²⁾ |
|--|------------------|-------------------------------|
| Future minimum lease payments ⁽¹⁾ : | | |
| 2021 | \$ 90 | \$ 18 |
| 2022 | 82 | 18 |
| 2023 | 62 | 15 |
| 2024 | 49 | 14 |
| 2025 | 38 | 11 |
| Thereafter | 237 | 67 |
| Total | 558 | 143 |
| Less: Present value discount | (163) | (62) |
| Lease liabilities | <u>\$ 395</u> | <u>\$ 81</u> |

(1) Excludes future minimum payments for short-term and other immaterial leases not included on our Consolidated Balance Sheet.

(2) Includes payments of approximately \$6 million for each of the years ending 2021 through 2025 and approximately \$64 million thereafter associated with leased storage tanks owned by an equity method investee, in which we own a 50% interest.

Lessor

We evaluate all agreements entered into or modified after the date of adoption of Topic 842 that convey to others the use of property or equipment for a term to determine whether the agreement is or contains a lease. Significant judgment is required when determining whether a customer obtains the right to direct the use of identified property or equipment. The underlying assets associated with these agreements are evaluated for future use beyond the lease term.

Our Facilities and Transportation segments enter into agreements to conduct fee-based activities associated with (i) providing storage services primarily for crude oil, NGL and natural gas and (ii) transporting crude oil and NGL. Certain of these agreements convey counterparties the right to direct the operation of physically distinct assets. Such agreements include (i) fixed consideration, which is measured based on an available capacity during the period multiplied by the rate in the agreement, or (ii) a fixed monthly fee and variable consideration based on usage. These agreements often include options to extend or terminate the lease, with advance notice. These agreements are operating leases under Topic 842. For the years ended December 31, 2020 and 2019, our lease revenue was not material.

The table below presents the maturity of lease payments for operating lease agreements in effect as of December 31, 2020. This presentation includes minimum fixed lease payments and does not include an estimate of variable lease consideration. These agreements have remaining lease terms ranging from one year to 21 years. The following table presents the undiscounted cash flows expected to be received related to these agreements (in millions):

| | 2021 | 2022 | 2023 | 2024 | 2025 | Thereafter |
|---------------|-------------|-------------|-------------|-------------|-------------|-------------------|
| Lease revenue | \$ 40 | \$ 27 | \$ 22 | \$ 18 | \$ 16 | \$ 205 |

PLAINS ALL AMERICAN PIPELINE, L.P. AND SUBSIDIARIES
NOTES TO THE CONSOLIDATED FINANCIAL STATEMENTS

Note 15—Income Taxes

Income tax expense is estimated using the tax rate in effect or to be in effect during the relevant periods in the jurisdictions in which we operate. Deferred income tax assets and liabilities are recognized for temporary differences between the basis of assets and liabilities for financial reporting and tax purposes and are stated at enacted tax rates expected to be in effect when taxes are actually paid or recovered. To the extent we do not consider it more likely than not that a deferred tax asset will be recovered, a valuation allowance is established. Changes in tax legislation are included in the relevant computations in the period in which such changes are effective. We review contingent tax liabilities for estimated exposures on a more likely than not standard related to our current tax positions.

Pursuant to FASB guidance related to accounting for uncertainty in income taxes, we may recognize the tax benefit from an uncertain tax position only if it is more likely than not that the tax position will be sustained upon examination by the taxing authorities, based on the technical merits of the tax position and also the past administrative practices and precedents of the taxing authority. As of December 31, 2020 and 2019, we had not recognized any material amounts in connection with uncertainty in income taxes.

U.S. Federal and State Taxes

As an MLP, we are not subject to U.S. federal income taxes; rather the tax effect of our operations is passed through to our unitholders. Although we are subject to state income taxes in some states, the impact to the years ended December 31, 2020, 2019, and 2018 was immaterial.

Canadian Federal and Provincial Taxes

All of our Canadian operations are conducted by entities that are treated as corporations for Canadian tax purposes (flow through for U.S. income tax purposes) and that are subject to Canadian federal and provincial taxes. Additionally, payments of interest and dividends from our Canadian entities to other Plains entities are subject to Canadian withholding tax that is treated as income tax expense.

Tax Components

Components of income tax expense are as follows (in millions):

| | Year Ended December 31, | | |
|---|-------------------------|--------------|---------------|
| | 2020 | 2019 | 2018 |
| Current income tax expense: | | | |
| State income tax | \$ — | \$ 3 | \$ 3 |
| Canadian federal and provincial income tax | 51 | 109 | 63 |
| Total current income tax expense | \$ 51 | \$ 112 | \$ 66 |
| Deferred income tax expense/(benefit): | | | |
| Canadian federal and provincial income tax | \$ (70) | \$ (46) | \$ 132 |
| Total deferred income tax expense/(benefit) | \$ (70) | \$ (46) | \$ 132 |
| Total income tax expense/(benefit) | <u>\$ (19)</u> | <u>\$ 66</u> | <u>\$ 198</u> |

PLAINS ALL AMERICAN PIPELINE, L.P. AND SUBSIDIARIES
NOTES TO THE CONSOLIDATED FINANCIAL STATEMENTS

The difference between income tax expense based on the statutory federal income tax rate and our effective income tax expense is summarized as follows (in millions):

| | Year Ended December 31, | | |
|---|-------------------------|----------|----------|
| | 2020 | 2019 | 2018 |
| Income/(loss) before tax | \$ (2,599) | \$ 2,246 | \$ 2,414 |
| Partnership (earnings)/loss not subject to current Canadian tax | 2,221 | (1,769) | (1,690) |
| | \$ (378) | \$ 477 | \$ 724 |
| Canadian federal and provincial corporate tax rate | 24% | 26% | 27% |
| Income tax expense/(benefit) at statutory rate | \$ (91) | \$ 124 | \$ 195 |
| Canadian permanent differences and rate changes | \$ 72 | \$ (61) | \$ — |
| State income tax | — | 3 | 3 |
| Total income tax expense/(benefit) | \$ (19) | \$ 66 | \$ 198 |

The 2020 Canadian permanent differences and rate changes are primarily related to an impairment of goodwill that was recognized during 2020. A portion of the goodwill that was impaired had no basis for Canadian income tax purposes and thus was not a deductible expense in determining taxable income, resulting in a permanent difference for Canadian tax purposes. See Note 8 for additional information regarding this impairment.

During the second quarter of 2019, the Alberta government enacted legislation that reduces the Alberta provincial corporate income tax rate from 12% to 8% over the period from July 1, 2019 through January 1, 2022. As a result, during the second quarter of 2019, we recognized a reduction of our deferred income tax liability of approximately \$60 million and a corresponding deferred tax benefit. In the fourth quarter of 2020, the Alberta government changed the timing of the rate reduction to decrease the corporate income tax rate to 8% starting July 1, 2020.

Deferred tax assets and liabilities are aggregated by the applicable tax paying entity and jurisdiction and result from the following (in millions):

| | December 31, | |
|--|--------------|----------|
| | 2020 | 2019 |
| Deferred tax assets: | | |
| Derivative instruments | \$ 45 | \$ — |
| Lease liabilities | 39 | 55 |
| Net operating losses | 2 | 2 |
| Other | 16 | 16 |
| Total deferred tax assets | 102 | 73 |
| Deferred tax liabilities: | | |
| Property and equipment in excess of tax values | (475) | (472) |
| Derivative instruments | — | (22) |
| Lease assets | (38) | (53) |
| Other | (3) | (5) |
| Total deferred tax liabilities | (516) | (552) |
| Net deferred tax liabilities | \$ (414) | \$ (479) |
| Balance sheet classification of deferred tax assets/(liabilities): | | |
| Other long-term assets, net | \$ 2 | \$ 2 |
| Other long-term liabilities and deferred credits | (416) | (481) |
| | \$ (414) | \$ (479) |

PLAINS ALL AMERICAN PIPELINE, L.P. AND SUBSIDIARIES
NOTES TO THE CONSOLIDATED FINANCIAL STATEMENTS

As of December 31, 2020, we had foreign net operating loss carryforwards of \$9 million, which will expire beginning in 2034.

Generally, tax returns for our Canadian entities are open to audit from 2016 through 2020. Our U.S. and state tax years are generally open to examination from 2017 to 2020.

As of December 31, 2020, in reference to tax years 2008 to 2015, we had received notices of reassessment ("notices") from the Canada Revenue Agency and the Alberta Tax and Revenue Administration (the "Canadian Tax Authorities") related primarily to transfer pricing associated with cross-border intercompany financing transactions. These notices include assessments, including penalties and interest, associated with these transfer pricing matters totaling approximately \$91 million (based on the exchange rate as of December 31, 2020). Payment of a portion of the assessment is required in order to file a notice of objection to dispute the reassessment. Accordingly, we have remitted approximately \$64 million (based on the exchange rate as of December 31, 2020) related to the assessments, which is included in "Other long-term assets, net," on our Consolidated Balance Sheets. We disagree with these notices and have contested the reassessments. We intend to vigorously defend our position, and we plan to pursue all remedies available to us to successfully resolve these matters, including administrative remedies with the Canadian Tax Authorities, and judicial remedies, if necessary. As of December 31, 2020, we believe that our tax position associated with these matters is "more likely than not" to be sustained and have not recognized any amounts for uncertainty in income taxes related to these notices.

Note 16—Major Customers and Concentration of Credit Risk

Marathon Petroleum Corporation and its subsidiaries accounted for 13%, 12% and 14% of our revenues for the years ended December 31, 2020, 2019 and 2018, respectively. ExxonMobil Corporation and its subsidiaries accounted for 12%, 12% and 14% of our revenues for the years ended December 31, 2020, 2019 and 2018, respectively. Phillips 66 Company and its subsidiaries accounted for 11% of our revenues for the year ended December 31, 2019. No other customers accounted for 10% or more of our revenues during any of the three years ended December 31, 2020. The majority of revenues from these customers pertain to our supply and logistics operations. The sales to these customers occur at multiple locations and we believe that the loss of these customers would have only a short-term impact on our operating results. There is risk, however, that we would not be able to identify and access a replacement market at comparable margins.

Financial instruments that potentially subject us to concentrations of credit risk consist principally of trade receivables. Our accounts receivable are primarily from purchasers and shippers of crude oil and, to a lesser extent, purchasers of NGL. This industry concentration has the potential to impact our overall exposure to credit risk in that the customers may be similarly affected by changes in economic, industry or other conditions. We review credit exposure and financial information of our counterparties and generally require letters of credit for receivables from customers that are not considered creditworthy, unless the credit risk can otherwise be reduced. See Note 3 for additional discussion of our accounts receivable and our review of credit exposure.

Note 17—Related Party Transactions

Ownership of PAGP Class C Shares

As of December 31, 2020 and 2019, we owned 547,717,762 and 549,538,139, respectively, Class C shares of PAGP. Each Class C share represents a non-economic limited partner interest in PAGP. The number of Class C shares that we own is equal to the number of outstanding common units and Series A preferred units that are entitled to vote, pro rata with the holders of PAGP Class A and Class B shares, for the election of eligible PAGP GP directors. The Class C shares function as a "pass-through" voting mechanism through which we vote at the direction of and as proxy for our common unitholders and Series A preferred unitholders in such director elections. Common units held by AAP and Series B preferred units are not entitled to vote in the election of directors.

PLAINS ALL AMERICAN PIPELINE, L.P. AND SUBSIDIARIES
NOTES TO THE CONSOLIDATED FINANCIAL STATEMENTS

Reimbursement of Our General Partner and its Affiliates

Our general partner provides services necessary to manage and operate our business, properties and assets, including employing or retaining personnel. We do not pay our general partner a management fee, but we do reimburse our general partner for all direct and indirect costs it incurs or payments it makes on our behalf, including the costs of employee, officer and director compensation and benefits allocable to us as well as all other expenses necessary or appropriate to the conduct of our business. We record these costs on the accrual basis in the period in which our general partner incurs them. Our partnership agreement provides that our general partner will determine the expenses that are allocable to us in any reasonable manner determined by our general partner in its sole discretion. Total costs reimbursed by us to our general partner for the years ended December 31, 2020, 2019 and 2018 were \$553 million, \$580 million and \$494 million, respectively.

Omnibus Agreement

The Plains Entities entered into an Omnibus Agreement on November 15, 2016, which provides for the following:

- that we will pay all direct or indirect expenses of any of the PAGP Entities, other than income taxes (including, but not limited to, (i) compensation for the directors of PAGP GP, (ii) director and officer liability insurance, (iii) listing exchange fees, (iv) investor relations expenses and (v) fees related to legal, tax, financial advisory and accounting services). We paid \$5 million of such expenses during the year ended December 31, 2020 and \$4 million in each of the years ended December 31, 2019 and 2018;
- the ability of PAGP to issue additional Class A shares and use the net proceeds therefrom to purchase a like number of AAP units from AAP, and the corresponding ability of AAP to use the net proceeds therefrom to purchase a like number of our common units from us; and
- the ability of PAGP to lend proceeds of any future indebtedness incurred by it to AAP, and AAP's corresponding ability to lend such proceeds to us, in each case on substantially the same terms as incurred by PAGP.

Transactions with Other Related Parties

Our other related parties include (i) principal owners and their affiliated entities and (ii) entities in which we hold investments and account for under the equity method of accounting (see Note 9 for information regarding such entities). We recognize as our principal owners entities that have a designated representative on the board of directors of PAGP GP and/or own greater than 10% of the limited partner interests in AAP. Such limited partner interests in AAP translates into a significantly smaller indirect ownership interest in PAA. We also consider subsidiaries or funds identified as affiliated with principal owners to be related parties.

As of December 31, 2020, Kayne Anderson Capital Advisors, L.P. was a principal owner. Through various transactions by an affiliate of The Energy & Minerals Group ("EMG") in May 2019, EMG's limited partner interest in AAP was significantly reduced, which caused EMG to lose its right to designate a representative on the board of directors of PAGP GP. As a result, EMG's board designee, John T. Raymond, was automatically removed from the PAGP GP board. Subsequent to such removal, Mr. Raymond was elected to continue to serve as a director of the PAGP GP board. Additionally, as a result of various transactions by Oxy in September 2019, Oxy no longer holds a limited partner interest in AAP and lost its right to designate a representative on the board of directors of PAGP GP. As a result, Oxy's board designee, Oscar Brown, was automatically removed from the PAGP GP board. Following these transactions, we no longer recognize EMG or Oxy as a principal owner.

During the three years ended December 31, 2020, we recognized sales and transportation revenues, purchased petroleum products and utilized transportation and storage services from our principal owners and their affiliated entities and our equity method investees. These transactions were conducted at posted tariff rates or prices that we believe approximate market. Included in these transactions was a crude oil buy/sell agreement that includes a multi-year minimum volume commitment.

PLAINS ALL AMERICAN PIPELINE, L.P. AND SUBSIDIARIES
NOTES TO THE CONSOLIDATED FINANCIAL STATEMENTS

The impact to our Consolidated Statements of Operations from these transactions is included below (in millions):

| | Year Ended December 31, | | |
|---|-------------------------|--------|----------|
| | 2020 | 2019 | 2018 |
| Revenues from related parties ⁽¹⁾ | \$ 46 | \$ 692 | \$ 1,067 |
| Purchases and related costs from related parties ⁽¹⁾ | \$ 451 | \$ 223 | \$ 410 |

⁽¹⁾ Crude oil purchases that are part of inventory exchanges under buy/sell transactions are netted with the related sales, with any margin presented in "Purchases and related costs" in our Consolidated Statements of Operations.

Our receivable and payable amounts with these related parties as reflected on our Consolidated Balance Sheets were as follows (in millions):

| | December 31, | |
|--|--------------|--------|
| | 2020 | 2019 |
| Trade accounts receivable and other receivables, net from related parties ⁽¹⁾ | \$ 34 | \$ 134 |
| Trade accounts payable to related parties ⁽¹⁾⁽²⁾ | \$ 88 | \$ 102 |

⁽¹⁾ Includes amounts related to crude oil purchases and sales, transportation and storage services and amounts owed to us or advanced to us related to investment capital projects of equity method investees where we serve as construction manager.

⁽²⁾ We have agreements to store at facilities and transport crude oil on pipelines that are owned by equity method investees, in which we own a 50% interest. A portion of our commitment to transport is supported by crude oil buy/sell or other agreements with third parties with commensurate quantities.

Note 18—Equity-Indexed Compensation Plans

Our equity-indexed compensation plans primarily include PAA LTIPs. Our LTIP awards include both liability-classified and equity-classified awards. In accordance with FASB guidance regarding share-based payments, the fair value of liability-classified LTIP awards is calculated based on the closing market price of the underlying PAA unit at each balance sheet date and adjusted for the present value of any distributions that are estimated to occur on the underlying units over the vesting period that will not be received by the award recipients. The fair value for equity-classified awards is calculated in a similar manner on the respective grant dates. These fair values are recognized as compensation expense over the service period. We have elected to recognize forfeitures of awards when they occur.

Our LTIP awards contain (i) time-based vesting criteria, (ii) performance conditions, (iii) market conditions or (iv) a combination of time-based vesting criteria and performance conditions. For awards with performance conditions, expense is accrued over the service period only if the performance condition is considered probable of occurring. When awards with performance conditions that were previously considered improbable become probable, we incur additional expense in the period that the probability assessment changes. This is necessary to bring the accrued obligation associated with these awards up to the level it would be if we had been accruing for these awards since the grant date. For awards with market conditions, the probable outcomes are determined on the respective dates that the fair values are calculated, and the resulting expense is accrued over the service period.

PLAINS ALL AMERICAN PIPELINE, L.P. AND SUBSIDIARIES
NOTES TO THE CONSOLIDATED FINANCIAL STATEMENTS

The following is a summary of the awards authorized under our LTIPs as of December 31, 2020 (in millions):

| LTIP | PAA LTIP Awards Authorized |
|--|-------------------------------|
| Plains All American 2013 Long-Term Incentive Plan | 13.1 |
| Plains All American PNG Successor Long-Term Incentive Plan | 1.3 |
| Plains All American GP LLC 2006 Long-Term Incentive Tracking Unit Plan | 10.8 |
| Total ⁽¹⁾ | 25.2 |

⁽¹⁾ Of the 25.2 million total awards authorized, 2.1 million awards are currently available. The remaining balance has already vested or is currently outstanding.

Although other types of awards are contemplated under certain of the LTIPs, currently outstanding awards are limited to "phantom units," which mature into the right to receive common units of PAA (or cash equivalent) upon vesting, and "tracking units," which, upon vesting, represent the right to receive a cash payment in an amount based upon the market value of a PAA common unit at the time of vesting. Some awards also include DERs, which, subject to applicable vesting criteria, entitle the grantee to a cash payment equal to the cash distribution paid on an outstanding PAA common unit. The DERs terminate with the vesting or forfeiture of the underlying LTIP award.

As of December 31, 2020, 9.6 million LTIP awards were outstanding. Of this amount, 6.9 million include DERs. At December 31, 2020, certain of the outstanding LTIP awards were considered probable of vesting and such awards are expected to vest at various dates between January 2021 and August 2026.

Note 19—Commitments and Contingencies

Commitments

We have commitments, some of which are leases, related to real property, equipment and operating facilities. We also incur costs associated with leased land, rights-of-way, permits and regulatory fees. Future noncancelable commitments related to these items at December 31, 2020 are summarized below (in millions):

| | 2021 | 2022 | 2023 | 2024 | 2025 | Thereafter | Total |
|----------------------------------|--------|--------|--------|--------|--------|------------|----------|
| Leases ⁽¹⁾ | \$ 108 | \$ 100 | \$ 77 | \$ 63 | \$ 49 | \$ 304 | \$ 701 |
| Other commitments ⁽²⁾ | 312 | 303 | 285 | 278 | 252 | 763 | 2,193 |
| Total | \$ 420 | \$ 403 | \$ 362 | \$ 341 | \$ 301 | \$ 1,067 | \$ 2,894 |

⁽¹⁾ Includes both operating and finance leases as defined by FASB guidance. Leases are primarily for (i) railcars, (ii) office space, (iii) land, (iv) vehicles, (v) storage tanks and (vi) tractor trailers. See Note 14 for additional information.

⁽²⁾ Primarily includes storage, transportation and pipeline throughput agreements, as well as certain rights-of-way easements. Expense associated with our storage, transportation and pipeline throughput agreements was approximately \$265 million, \$236 million and \$228 million for 2020, 2019 and 2018, respectively. A majority of the storage, transportation and pipeline throughput commitments are associated with agreements to store crude oil at facilities and transport crude oil on pipelines owned by equity method investees, in which we own a 50% interest, at posted tariff rates or prices that we believe approximate market. A portion of our commitment to transport is supported by crude oil buy/sell or other agreements with third parties with commensurate quantities.

PLAINS ALL AMERICAN PIPELINE, L.P. AND SUBSIDIARIES
NOTES TO THE CONSOLIDATED FINANCIAL STATEMENTS

Loss Contingencies — General

To the extent we are able to assess the likelihood of a negative outcome for a contingency, our assessments of such likelihood range from remote to probable. If we determine that a negative outcome is probable and the amount of loss is reasonably estimable, we accrue an undiscounted liability equal to the estimated amount. If a range of probable loss amounts can be reasonably estimated and no amount within the range is a better estimate than any other amount, then we accrue an undiscounted liability equal to the minimum amount in the range. In addition, we estimate legal fees that we expect to incur associated with loss contingencies and accrue those costs when they are material and probable of being incurred.

We do not record a contingent liability when the likelihood of loss is probable but the amount cannot be reasonably estimated or when the likelihood of loss is believed to be only reasonably possible or remote. For contingencies where an unfavorable outcome is reasonably possible and the impact would be material to our consolidated financial statements, we disclose the nature of the contingency and, where feasible, an estimate of the possible loss or range of loss.

Legal Proceedings — General

In the ordinary course of business, we are involved in various legal proceedings, including those arising from regulatory and environmental matters. In connection with determining the probability of loss associated with such legal proceedings and whether any potential losses associated therewith are estimable, we take into account what we believe to be all relevant known facts and circumstances, and what we believe to be reasonable assumptions regarding the application of those facts and circumstances to existing agreements, laws and regulations. Although we are insured against various risks to the extent we believe it is prudent, there is no assurance that the nature and amount of such insurance will be adequate, in every case, to fully protect us from losses arising from current or future legal proceedings.

Accordingly, we can provide no assurance that the outcome of the various legal proceedings that we are currently involved in, or will become involved with in the future, will not, individually or in the aggregate, have a material adverse effect on our consolidated financial condition, results of operations or cash flows.

Environmental — General

Although we have made significant investments in our maintenance and integrity programs, we have experienced (and likely will experience future) releases of hydrocarbon products into the environment from our pipeline, rail, storage and other facility operations. These releases can result from accidents or from unpredictable man-made or natural forces and may reach surface water bodies, groundwater aquifers or other sensitive environments. Damages and liabilities associated with any such releases from our existing or future assets could be significant and could have a material adverse effect on our consolidated financial condition, results of operations or cash flows.

We record environmental liabilities when environmental assessments and/or remedial efforts are probable and the amounts can be reasonably estimated. Generally, our recording of these accruals coincides with our completion of a feasibility study or our commitment to a formal plan of action. We do not discount our environmental remediation liabilities to present value. We also record environmental liabilities assumed in business combinations based on the estimated fair value of the environmental obligations caused by past operations of the acquired company. We record receivables for amounts we believe are recoverable from insurance or from third parties under indemnification agreements in the period that we determine the costs are probable of recovery.

Environmental expenditures that pertain to current operations or to future revenues are expensed or capitalized consistent with our capitalization policy for property and equipment. Expenditures that result from the remediation of an existing condition caused by past operations and that do not contribute to current or future profitability are expensed.

PLAINS ALL AMERICAN PIPELINE, L.P. AND SUBSIDIARIES
NOTES TO THE CONSOLIDATED FINANCIAL STATEMENTS

At December 31, 2020, our estimated undiscounted reserve for environmental liabilities (including liabilities related to the Line 901 incident, as discussed further below) totaled \$141 million, of which \$94 million was classified as short-term and \$47 million was classified as long-term. At December 31, 2019, our estimated undiscounted reserve for environmental liabilities (including liabilities related to the Line 901 incident) totaled \$140 million, of which \$60 million was classified as short-term and \$80 million was classified as long-term. Such short-term liabilities are reflected in "Trade accounts payable" and "Other current liabilities" and long-term liabilities are reflected in "Other long-term liabilities and deferred credits" on our Consolidated Balance Sheets. At December 31, 2020, we had recorded receivables totaling \$97 million for amounts probable of recovery under insurance and from third parties under indemnification agreements, of which \$96 million was classified as short-term and \$1 million was classified as long-term. At December 31, 2019, we had recorded \$72 million of such receivables, of which \$35 million was classified as short-term and \$37 million was classified as long-term. Such short- and long-term receivables are reflected in "Trade accounts receivable and other receivables, net" and "Other long-term assets, net," respectively, on our Consolidated Balance Sheets.

In some cases, the actual cash expenditures associated with these liabilities may not occur for three years or longer. Our estimates used in determining these reserves are based on information currently available to us and our assessment of the ultimate outcome. Among the many uncertainties that impact our estimates are the necessary regulatory approvals for, and potential modification of, our remediation plans, the limited amount of data available upon initial assessment of the impact of soil or water contamination, changes in costs associated with environmental remediation services and equipment and the possibility of existing or future legal claims giving rise to additional liabilities. Therefore, although we believe that the reserve is adequate, actual costs incurred (which may ultimately include costs for contingencies that are currently not reasonably estimable or costs for contingencies where the likelihood of loss is currently believed to be only reasonably possible or remote) may be in excess of the reserve and may potentially have a material adverse effect on our consolidated financial condition, results of operations or cash flows.

Specific Legal, Environmental or Regulatory Matters

Line 901 Incident. In May 2015, we experienced a crude oil release from our Las Flores to Gaviota Pipeline (Line 901) in Santa Barbara County, California. A portion of the released crude oil reached the Pacific Ocean at Refugio State Beach through a drainage culvert. Following the release, we shut down the pipeline and initiated our emergency response plan. A Unified Command, which included the United States Coast Guard, the EPA, the State of California Department of Fish and Wildlife ("CDFW"), the California Office of Spill Prevention and Response and the Santa Barbara Office of Emergency Management, was established for the response effort. Clean-up and remediation operations with respect to impacted shoreline and other areas has been determined by the Unified Command to be complete, and the Unified Command has been dissolved. Our estimate of the amount of oil spilled, based on relevant facts, data and information, and as set forth in the Consent Decree described below, is approximately 2,934 barrels; of this amount, we estimate that 598 barrels reached the Pacific Ocean.

As a result of the Line 901 incident, several governmental agencies and regulators initiated investigations into the Line 901 incident, various claims have been made against us and a number of lawsuits have been filed against us, the majority of which have been resolved. Set forth below is a brief summary of actions and matters that are currently pending or recently resolved:

PLAINS ALL AMERICAN PIPELINE, L.P. AND SUBSIDIARIES
NOTES TO THE CONSOLIDATED FINANCIAL STATEMENTS

As the "responsible party" for the Line 901 incident we are liable for various costs and for certain natural resource damages under the Oil Pollution Act. In this regard, following the Line 901 incident, we entered into a cooperative Natural Resource Damage Assessment ("NRDA") process with the federal and state agencies designated or authorized by law to act as trustees for the natural resources of the United States and the State of California (collectively, the "Trustees"). Additionally, various government agencies sought to collect civil fines and penalties under applicable state and federal regulations. On March 13, 2020, the United States and the People of the State of California filed a civil complaint against Plains All American Pipeline, L.P. and Plains Pipeline L.P. along with a pre-negotiated settlement agreement in the form of a Consent Decree (the "Consent Decree") that was signed by the United States Department of Justice, Environmental and Natural Resources Division, the United States Department of Transportation, Pipeline and Hazardous Materials Safety Administration, the EPA, CDFW, the California Department of Parks and Recreation, the California State Lands Commission, the California Department of Forestry and Fire Protection's Office of the State Fire Marshal, Central Coast Regional Water Quality Control Board, and Regents of the University of California. The Consent Decree was approved and entered by the Federal District Court for the Central District of California on October 14, 2020. Pursuant to the terms of the Consent Decree, Plains paid \$24 million in civil penalties and \$22.325 million as compensation for injuries to, destruction of, loss of, or loss of use of natural resources resulting from the Line 901 incident. The Consent Decree also contains requirements for implementing certain agreed-upon injunctive relief, as well as requirements for potentially restarting Line 901 and the Sisquoc to Pentland portion of Line 903. The Consent Decree resolved all claims asserted by the regulatory agencies.

Following an investigation and grand jury proceedings, in May of 2016, PAA was charged by a California state grand jury, pursuant to an indictment filed in California Superior Court, Santa Barbara County (the "May 2016 Indictment"), with alleged violations of California law in connection with the Line 901 incident. Fifteen charges from the May 2016 Indictment were the subject of a jury trial in California Superior Court in Santa Barbara County, and the jury returned a verdict on September 7, 2018, pursuant to which we were (i) found guilty on one felony discharge count and eight misdemeanor counts (which included one reporting count, one strict liability discharge count and six strict liability animal takings counts) and (ii) found not guilty on one strict liability animal takings count. The remaining counts were subsequently dismissed by the Court. On April 25, 2019, PAA was sentenced to pay fines and penalties in the aggregate amount of just under \$3.35 million for the convictions covered by the September 2018 jury verdict (the "2019 Sentence"). The fines and penalties imposed in connection with the 2019 Sentence have been paid. The only pending matter relating to these proceedings is that the Superior Court indicated that it would conduct further hearings on the issue of whether there were any "direct victims" of the spill that are entitled to restitution under applicable law.

Shortly following the Line 901 incident, we established a claims line and encouraged any parties that were damaged by the release to contact us to discuss their damage claims. We received a number of claims through the claims line and we have processed those claims and made payments as appropriate. Nine class action lawsuits were filed against us; however, after various claims were either dismissed or consolidated, two proceedings remain pending in the United States District Court for the Central District of California. In the first proceeding, the plaintiffs claim two different classes of claimants were damaged by the release: (i) commercial fishermen who landed fish in certain specified fishing blocks in the waters off the coast of Southern California or persons or businesses who resold commercial seafood caught in those areas; and (ii) owners and lessees of residential beachfront properties, or properties with a private easement to a beach, where plaintiffs claim oil from the spill washed up. We are vigorously defending against those claims. A September 2020 trial date initially set by the Court has been postponed indefinitely due to COVID-19 related trial suspensions. In the second proceeding, the plaintiffs seek a declaratory judgment that Plains' right-of-way agreements would not allow Plains to lay a new pipeline to replace Line 901 and/or the non-operating segment of Line 903 without paying additional compensation. No trial date has been set in that action.

In addition, four unitholder derivative lawsuits were filed by certain purported investors in the Partnership against PAGP and certain of the Partnership's affiliates, officers and directors. After various claims were either dismissed or consolidated, one proceeding against PAGP remains pending in Delaware Chancery Court. Generally, the plaintiffs claim that PAGP failed to exercise proper oversight over the Partnership's pipeline integrity efforts. We will vigorously defend the claim. No trial date has been set in this action.

PLAINS ALL AMERICAN PIPELINE, L.P. AND SUBSIDIARIES
NOTES TO THE CONSOLIDATED FINANCIAL STATEMENTS

We have also received several other individual lawsuits and claims from companies, governmental agencies and individuals alleging damages arising out of the Line 901 incident. These lawsuits and claims generally seek restitution, compensatory and punitive damages, and/or injunctive relief. The majority of these lawsuits have been settled or dismissed by the court. Remaining claims include claims for lost revenue or profit asserted by a former oil producer that declared bankruptcy and shut in its offshore production platform following the Line 901 incident, a state agency that received royalties on oil produced from that platform until it was abandoned by its owner, and various companies and individuals who provided labor, goods, or services associated with oil production activities they claim were disrupted following the Line 901 incident. The courts have not finally resolved whether those claims are legally viable; however, if necessary, we will mount vigorous defenses to them. We may be subject to additional claims and lawsuits, which could materially impact the liabilities and costs we currently expect to incur as a result of the Line 901 incident.

Taking the foregoing into account, as of December 31, 2020, we estimate that the aggregate total costs we have incurred or will incur with respect to the Line 901 incident will be approximately \$460 million, which estimate includes actual and projected emergency response and clean-up costs, natural resource damage assessments, fines and penalties payable pursuant to the Consent Decree and certain third-party claims settlements, as well as estimates for certain legal fees. We accrue such estimates of aggregate total costs to "Field operating costs" in our Consolidated Statements of Operations. This estimate considers our prior experience in environmental investigation and remediation matters and available data from, and in consultation with, our environmental and other specialists, as well as currently available facts and presently enacted laws and regulations. We have made assumptions for (i) the resolution of certain third-party claims and lawsuits, but excluding claims and lawsuits with respect to which losses are not probable and reasonably estimable, and excluding future claims and lawsuits and (ii) the nature, extent and cost of legal services that will be required in connection with all lawsuits, claims and other matters requiring legal or expert advice associated with the Line 901 incident. Our estimate does not include any lost revenue associated with the shutdown of Line 901 or 903 and does not include any liabilities or costs that are not reasonably estimable at this time or that relate to contingencies where we currently regard the likelihood of loss as being only reasonably possible or remote. We believe we have accrued adequate amounts for all probable and reasonably estimable costs; however, this estimate is subject to uncertainties associated with the assumptions that we have made. For example, the amount of time it takes for us to resolve all of the current and future lawsuits and claims that relate to the Line 901 incident could turn out to be significantly longer than we have assumed, and as a result the costs we incur for legal services could be significantly higher than we have estimated. Accordingly, our assumptions and estimates may turn out to be inaccurate and our total costs could turn out to be materially higher; therefore, we can provide no assurance that we will not have to accrue significant additional costs in the future with respect to the Line 901 incident.

As of December 31, 2020, we had a remaining undiscounted gross liability of \$86 million related to this event, which is reflected in "Trade accounts payable" and "Other current liabilities" on our Consolidated Balance Sheet. We maintain insurance coverage, which is subject to certain exclusions and deductibles, in the event of such environmental liabilities. Subject to such exclusions and deductibles, we believe that our coverage is adequate to cover the current estimated total emergency response and clean-up costs, claims settlement costs and remediation costs and we believe that this coverage is also adequate to cover any potential increase in the estimates for these costs that exceed the amounts currently identified. Through December 31, 2020, we had collected, subject to customary reservations, \$245 million out of the approximate \$335 million of release costs that we believe are probable of recovery from insurance carriers, net of deductibles. Therefore, as of December 31, 2020, we have recognized a receivable of approximately \$90 million for the portion of the release costs that we believe is probable of recovery from insurance, net of deductibles and amounts already collected. Such amount is recognized as a current asset in "Trade accounts receivable and other receivables, net" on our Consolidated Balance Sheet. We have completed the required clean-up and remediation work as determined by the Unified Command and the Unified Command has been dissolved; however, we expect to make payments for additional costs associated with restoration of the impacted areas, as well as legal, professional and regulatory costs during future periods.

Environmental Remediation

We currently own or lease, and in the past have owned and leased, properties where hazardous liquids, including hydrocarbons, are or have been handled. These properties and the hazardous liquids or associated wastes disposed thereon may be subject to the U.S. federal Comprehensive Environmental Response, Compensation and Liability Act, as amended, and the U.S. federal Resource Conservation and Recovery Act, as amended, as well as state and Canadian federal and provincial laws and regulations. Under such laws and regulations, we could be required to remove or remediate hazardous liquids or associated wastes (including wastes disposed of or released by prior owners or operators) and to clean up contaminated property (including contaminated groundwater).

PLAINS ALL AMERICAN PIPELINE, L.P. AND SUBSIDIARIES
NOTES TO THE CONSOLIDATED FINANCIAL STATEMENTS

We maintain insurance of various types with varying levels of coverage that we consider adequate under the circumstances to cover our operations and properties. The insurance policies are subject to deductibles and retention levels that we consider reasonable and not excessive. Consistent with insurance coverage generally available in the industry, in certain circumstances our insurance policies provide limited coverage for losses or liabilities relating to gradual pollution, with broader coverage for sudden and accidental occurrences.

Assets we have acquired or will acquire in the future may have environmental remediation liabilities for which we are not indemnified. We have in the past experienced and in the future likely will experience releases of hydrocarbon products into the environment from our pipeline, rail, storage and other facility operations. We also may discover environmental impacts from past releases that were previously unidentified.

Insurance

Pipelines, terminals, trucks or other facilities or equipment may experience damage as a result of an accident, natural disaster, terrorist attack, cyber event or other event. These hazards can cause personal injury and loss of life, severe damage to and destruction of property and equipment, pollution or environmental damage and suspension of operations. We maintain various types and varying levels of insurance coverage to cover our operations and properties, and we self-insure certain risks, including gradual pollution, cybersecurity and named windstorms. However, such insurance does not cover every potential risk that might occur, associated with operating pipelines, terminals and other facilities and equipment, including the potential loss of significant revenues and cash flows.

The occurrence of a significant event not fully insured, indemnified or reserved against, or the failure of a party to meet its indemnification obligations, could materially and adversely affect our operations and financial condition. We believe that we maintain adequate insurance coverage, although insurance will not cover many types of interruptions that might occur, will not cover amounts up to applicable deductibles and will not cover all risks associated with certain of our assets and operations. With respect to our insurance coverage, our policies are subject to deductibles and retention levels that we consider reasonable and not excessive. Additionally, no assurance can be given that we will be able to maintain adequate insurance in the future at rates we consider reasonable. As a result, we may elect to self-insure or utilize higher deductibles in certain other insurance programs. In addition, although we believe that we have established adequate reserves and liquidity to the extent such risks are not insured, costs incurred in excess of these reserves may be higher or we may not receive insurance proceeds in a timely manner, which may potentially have a material adverse effect on our financial conditions, results of operations or cash flows.

PLAINS ALL AMERICAN PIPELINE, L.P. AND SUBSIDIARIES
NOTES TO THE CONSOLIDATED FINANCIAL STATEMENTS

Note 20—Quarterly Financial Data (Unaudited)

| | First Quarter | Second Quarter | Third Quarter | Fourth Quarter | Total ⁽¹⁾ |
|---|------------------|-------------------|------------------|-------------------|----------------------|
| (in millions, except per unit data) | | | | | |
| 2020 | | | | | |
| Total revenues | \$ 8,269 | \$ 3,225 | \$ 5,833 | \$ 5,963 | \$ 23,290 |
| Gross margin ⁽²⁾ | \$ (189) | \$ 282 | \$ 314 | \$ 5 | \$ 411 |
| Operating income/(loss) | \$ (2,773) | \$ 210 | \$ 253 | \$ (65) | \$ (2,375) |
| Net income/(loss) | \$ (2,845) | \$ 144 | \$ 146 | \$ (25) | \$ (2,580) |
| Net income/(loss) attributable to PAA | \$ (2,847) | \$ 142 | \$ 143 | \$ (28) | \$ (2,590) |
| Basic net income/(loss) per common unit | \$ (3.98) | \$ 0.13 | \$ 0.13 | \$ (0.11) | \$ (3.83) |
| Diluted net income/(loss) per common unit | \$ (3.98) | \$ 0.13 | \$ 0.13 | \$ (0.11) | \$ (3.83) |
| Cash distributions per common unit ⁽³⁾ | \$ 0.36 | \$ 0.18 | \$ 0.18 | \$ 0.18 | \$ 0.90 |
| 2019 | | | | | |
| Total revenues | \$ 8,375 | \$ 8,253 | \$ 7,886 | \$ 9,154 | \$ 33,669 |
| Gross margin ⁽²⁾ | \$ 790 | \$ 526 | \$ 566 | \$ 403 | \$ 2,285 |
| Operating income | \$ 714 | \$ 451 | \$ 492 | \$ 331 | \$ 1,988 |
| Net income | \$ 970 | \$ 448 | \$ 454 | \$ 307 | \$ 2,180 |
| Net income attributable to PAA | \$ 970 | \$ 446 | \$ 449 | \$ 306 | \$ 2,171 |
| Basic net income per common unit | \$ 1.26 | \$ 0.54 | \$ 0.55 | \$ 0.35 | \$ 2.70 |
| Diluted net income per common unit | \$ 1.20 | \$ 0.54 | \$ 0.55 | \$ 0.35 | \$ 2.65 |
| Cash distributions per common unit ⁽³⁾ | \$ 0.30 | \$ 0.36 | \$ 0.36 | \$ 0.36 | \$ 1.38 |

(1) The sum of the four quarters may not equal the total year due to rounding.

(2) Gross margin is calculated as Total revenues less (i) Purchases and related costs, (ii) Field operating costs, (iii) Depreciation and amortization and (iv) (Gains)/losses on asset sales and asset impairments, net.

(3) Represents cash distributions declared and paid in the period presented.

The quarterly financial data in the table above includes the impact of:

- impairments of long-lived assets of \$446 million and \$95 million in the first and fourth quarter of 2020, respectively, as well as \$167 million of non-cash impairments recognized upon classification to assets held for sale during the first quarter of 2020. Such amounts are reflected in "(Gains)/losses on asset sales and asset impairments, net" in our Consolidated Statement of Operations. See Note 6 for additional information;
- goodwill impairment losses of \$2.515 billion in the first quarter of 2020, which is reflected in "Goodwill impairment losses" in our Consolidated Statement of Operations. See Note 8 for additional information; and
- other-than-temporary impairments of certain of our investments in unconsolidated entities of \$69 million and \$91 million in the second and third quarter of 2020, respectively, as well as a write-down of certain of our investments of \$43 million in the first quarter of 2020. The first and third quarter of 2019 include a gain on our investment in Capline LLC of \$267 million and \$2 million, respectively. Such amounts are reflected in "Gain on/(impairment of) investments in unconsolidated entities, net" in our Consolidated Statements of Operations. See Note 9 for additional information.

PLAINS ALL AMERICAN PIPELINE, L.P. AND SUBSIDIARIES
NOTES TO THE CONSOLIDATED FINANCIAL STATEMENTS

Note 21—Operating Segments

We manage our operations through three operating segments: Transportation, Facilities and Supply and Logistics. See Note 3 for a summary of the types of products and services from which each segment derives its revenues. Our Chief Operating Decision Maker ("CODM") (our Chief Executive Officer) evaluates segment performance based on measures including Segment Adjusted EBITDA (as defined below) and maintenance capital investment.

The measure of Segment Adjusted EBITDA forms the basis of our internal financial reporting and is the primary performance measure used by our CODM in assessing performance and allocating resources among our operating segments. We define Segment Adjusted EBITDA as revenues and equity earnings in unconsolidated entities less (a) purchases and related costs, (b) field operating costs and (c) segment general and administrative expenses, plus our proportionate share of the depreciation and amortization expense of unconsolidated entities, and further adjusted for certain selected items including (i) gains and losses on derivative instruments that are related to underlying activities in another period (or the reversal of such adjustments from a prior period), gains and losses on derivatives that are related to investing activities (such as the purchase of linefill) and inventory valuation adjustments, as applicable, (ii) long-term inventory costing adjustments, (iii) charges for obligations that are expected to be settled with the issuance of equity instruments, (iv) amounts related to deficiencies associated with minimum volume commitments, net of the applicable amounts subsequently recognized into revenue and (v) other items that our CODM believes are integral to understanding our core segment operating performance.

Segment Adjusted EBITDA excludes depreciation and amortization. As an MLP, we make quarterly distributions of our "available cash" (as defined in our partnership agreement) to our unitholders. We look at each period's earnings before non-cash depreciation and amortization as an important measure of segment performance. The exclusion of depreciation and amortization expense could be viewed as limiting the usefulness of Segment Adjusted EBITDA as a performance measure because it does not account in current periods for the implied reduction in value of our capital assets, such as crude oil pipelines and facilities, caused by age-related decline and wear and tear. We compensate for this limitation by recognizing that depreciation and amortization are largely offset by repair and maintenance investments, which act to partially offset the aging and wear and tear in the value of our principal fixed assets. These maintenance investments are a component of field operating costs included in Segment Adjusted EBITDA or in maintenance capital, depending on the nature of the cost. Capital expenditures made to expand the existing operating and/or earnings capacity of our assets are classified as investment capital. Capital expenditures for the replacement and/or refurbishment of partially or fully depreciated assets in order to maintain the operating and/or earnings capacity of our existing assets are classified as maintenance capital, which is deducted in determining "available cash." Repair and maintenance expenditures incurred in order to maintain the day to day operation of our existing assets are charged to expense as incurred.

PLAINS ALL AMERICAN PIPELINE, L.P. AND SUBSIDIARIES
NOTES TO THE CONSOLIDATED FINANCIAL STATEMENTS

The following tables reflect certain financial data for each segment (in millions):

| | Transportation | Facilities | Supply and Logistics | Intersegment Adjustment | Total |
|---|------------------|-----------------|----------------------|-------------------------|------------------|
| Year Ended December 31, 2020 | | | | | |
| Revenues: | | | | | |
| External customers ⁽¹⁾ | \$ 1,016 | \$ 622 | \$ 22,058 | \$ (406) | \$ 23,290 |
| Intersegment ⁽²⁾ | 1,004 | 516 | 1 | 406 | 1,927 |
| Total revenues of reportable segments | <u>\$ 2,020</u> | <u>\$ 1,138</u> | <u>\$ 22,059</u> | <u>\$ —</u> | <u>\$ 25,217</u> |
| Equity earnings in unconsolidated entities | <u>\$ 350</u> | <u>\$ 5</u> | <u>\$ —</u> | | <u>\$ 355</u> |
| Segment Adjusted EBITDA | <u>\$ 1,616</u> | <u>\$ 731</u> | <u>\$ 210</u> | | <u>\$ 2,557</u> |
| Investment and acquisition capital ⁽³⁾ | <u>\$ 981</u> | <u>\$ 173</u> | <u>\$ 77</u> | | <u>\$ 1,231</u> |
| Maintenance capital | <u>\$ 136</u> | <u>\$ 51</u> | <u>\$ 29</u> | | <u>\$ 216</u> |
| As of December 31, 2020 | | | | | |
| Total assets | <u>\$ 13,631</u> | <u>\$ 5,845</u> | <u>\$ 5,021</u> | | <u>\$ 24,497</u> |
| Investments in unconsolidated entities | <u>\$ 3,642</u> | <u>\$ 122</u> | <u>\$ —</u> | | <u>\$ 3,764</u> |
| | | | | | |
| | Transportation | Facilities | Supply and Logistics | Intersegment Adjustment | Total |
| Year Ended December 31, 2019 | | | | | |
| Revenues: | | | | | |
| External customers ⁽¹⁾ | \$ 1,259 | \$ 609 | \$ 32,272 | \$ (471) | \$ 33,669 |
| Intersegment ⁽²⁾ | 1,061 | 562 | 4 | 471 | 2,098 |
| Total revenues of reportable segments | <u>\$ 2,320</u> | <u>\$ 1,171</u> | <u>\$ 32,276</u> | <u>\$ —</u> | <u>\$ 35,767</u> |
| Equity earnings in unconsolidated entities | <u>\$ 388</u> | <u>\$ —</u> | <u>\$ —</u> | | <u>\$ 388</u> |
| Segment Adjusted EBITDA | <u>\$ 1,722</u> | <u>\$ 705</u> | <u>\$ 803</u> | | <u>\$ 3,230</u> |
| Investment and acquisition capital ⁽³⁾ | <u>\$ 1,127</u> | <u>\$ 227</u> | <u>\$ 33</u> | | <u>\$ 1,387</u> |
| Maintenance capital | <u>\$ 161</u> | <u>\$ 97</u> | <u>\$ 29</u> | | <u>\$ 287</u> |
| As of December 31, 2019 | | | | | |
| Total assets | <u>\$ 14,902</u> | <u>\$ 7,336</u> | <u>\$ 6,439</u> | | <u>\$ 28,677</u> |
| Investments in unconsolidated entities | <u>\$ 3,557</u> | <u>\$ 126</u> | <u>\$ —</u> | | <u>\$ 3,683</u> |

PLAINS ALL AMERICAN PIPELINE, L.P. AND SUBSIDIARIES
NOTES TO THE CONSOLIDATED FINANCIAL STATEMENTS

| | Transportation | Facilities | Supply and Logistics | Intersegment Adjustment | Total |
|---|----------------|------------|----------------------|-------------------------|-----------|
| Year Ended December 31, 2018 | | | | | |
| Revenues: | | | | | |
| External customers ⁽¹⁾ | \$ 1,116 | \$ 588 | \$ 32,819 | \$ (468) | \$ 34,055 |
| Intersegment ⁽²⁾ | 874 | 573 | 3 | 468 | 1,918 |
| Total revenues of reportable segments | \$ 1,990 | \$ 1,161 | \$ 32,822 | \$ — | \$ 35,973 |
| Equity earnings in unconsolidated entities | \$ 375 | \$ — | \$ — | | \$ 375 |
| Segment Adjusted EBITDA | \$ 1,508 | \$ 711 | \$ 462 | | \$ 2,681 |
| Investment and acquisition capital ⁽³⁾ | \$ 1,631 | \$ 234 | \$ 23 | | \$ 1,888 |
| Maintenance capital | \$ 139 | \$ 100 | \$ 13 | | \$ 252 |
| As of December 31, 2018 | | | | | |
| Total assets | \$ 13,288 | \$ 7,200 | \$ 5,023 | | \$ 25,511 |
| Investments in unconsolidated entities | \$ 2,594 | \$ 108 | \$ — | | \$ 2,702 |

- (1) Transportation revenues from External customers include certain inventory exchanges with our customers where our Supply and Logistics segment has transacted the inventory exchange and serves as the shipper on our pipeline systems. See Note 3 for a discussion of our related accounting policy. We have included an estimate of the revenues from these inventory exchanges in our Transportation segment revenues from External customers presented above and adjusted those revenues out such that Total revenues from External customers reconciles to our Consolidated Statements of Operations. This presentation is consistent with the information provided to our CODM.
- (2) Segment revenues include intersegment amounts that are eliminated in Purchases and related costs and Field operating costs in our Consolidated Statements of Operations. Intersegment activities are conducted at posted tariff rates where applicable, or otherwise at rates similar to those charged to third parties or rates that we believe approximate market at the time the agreement is executed or renegotiated.
- (3) Investment and acquisition capital expenditures, including investments in unconsolidated entities.

PLAINS ALL AMERICAN PIPELINE, L.P. AND SUBSIDIARIES
NOTES TO THE CONSOLIDATED FINANCIAL STATEMENTS

Segment Adjusted EBITDA Reconciliation

The following table reconciles Segment Adjusted EBITDA to Net income/(loss) attributable to PAA (in millions):

| | Year Ended December 31, | | |
|--|-------------------------|----------|----------|
| | 2020 | 2019 | 2018 |
| Segment Adjusted EBITDA | \$ 2,557 | \$ 3,230 | \$ 2,681 |
| Adjustments ⁽¹⁾ : | | | |
| Depreciation and amortization of unconsolidated entities ⁽²⁾ | (73) | (62) | (56) |
| Gains/(losses) from derivative activities, net of inventory valuation adjustments ⁽³⁾ | (480) | (160) | 519 |
| Long-term inventory costing adjustments ⁽⁴⁾ | (44) | 20 | (21) |
| Deficiencies under minimum volume commitments, net ⁽⁵⁾ | (74) | 18 | (7) |
| Equity-indexed compensation expense ⁽⁶⁾ | (19) | (17) | (55) |
| Net gain/(loss) on foreign currency revaluation ⁽⁷⁾ | 3 | (14) | (3) |
| Line 901 incident ⁽⁸⁾ | — | (10) | — |
| Significant acquisition-related expenses ⁽⁹⁾ | (3) | — | — |
| Depreciation and amortization | (653) | (601) | (520) |
| Gains/(losses) on asset sales and asset impairments, net | (719) | (28) | 114 |
| Goodwill impairment losses | (2,515) | — | — |
| Gain on/(impairment of) investments in unconsolidated entities, net | (182) | 271 | 200 |
| Interest expense, net | (436) | (425) | (431) |
| Other income/(expense), net | 39 | 24 | (7) |
| Income/(loss) before tax | (2,599) | 2,246 | 2,414 |
| Income tax (expense)/benefit | 19 | (66) | (198) |
| Net income/(loss) | (2,580) | 2,180 | 2,216 |
| Net income attributable to noncontrolling interests | (10) | (9) | — |
| Net income/(loss) attributable to PAA | \$ (2,590) | \$ 2,171 | \$ 2,216 |

(1) Represents adjustments utilized by our CODM in the evaluation of segment results.

(2) Includes our proportionate share of the depreciation and amortization of unconsolidated entities.

(3) We use derivative instruments for risk management purposes and our related processes include specific identification of hedging instruments to an underlying hedged transaction. Although we identify an underlying transaction for each derivative instrument we enter into, there may not be an accounting hedge relationship between the instrument and the underlying transaction. In the course of evaluating our results, we identify the earnings that were recognized during the period related to derivative instruments for which the identified underlying transaction does not occur in the current period and exclude the related gains and losses in determining Segment Adjusted EBITDA. In addition, we exclude gains and losses on derivatives that are related to investing activities, such as the purchase of linefill. We also exclude the impact of corresponding inventory valuation adjustments, as applicable.

(4) We carry crude oil and NGL inventory that is comprised of minimum working inventory requirements in third-party assets and other working inventory that is needed for our commercial operations. We consider this inventory necessary to conduct our operations and we intend to carry this inventory for the foreseeable future. Therefore, we classify this inventory as long-term on our balance sheet and do not hedge the inventory with derivative instruments (similar to linefill in our own assets). We exclude the impact of changes in the average cost of the long-term inventory (that result from fluctuations in market prices) and write-downs of such inventory that result from price declines from Segment Adjusted EBITDA.

PLAINS ALL AMERICAN PIPELINE, L.P. AND SUBSIDIARIES
NOTES TO THE CONSOLIDATED FINANCIAL STATEMENTS

- (5) We, and certain of our equity method investments, have certain agreements that require counterparties to deliver, transport or throughput a minimum volume over an agreed upon period. Substantially all of such agreements were entered into with counterparties to economically support the return on our capital expenditure necessary to construct the related asset. Some of these agreements include make-up rights if the minimum volume is not met. We record a receivable from the counterparty in the period that services are provided or when the transaction occurs, including amounts for deficiency obligations from counterparties associated with minimum volume commitments. If a counterparty has a make-up right associated with a deficiency, we defer the revenue attributable to the counterparty's make-up right and subsequently recognize the revenue at the earlier of when the deficiency volume is delivered or shipped, when the make-up right expires or when it is determined that the counterparty's ability to utilize the make-up right is remote. We include the impact of amounts billed to counterparties for their deficiency obligation, net of applicable amounts subsequently recognized into revenue, as a selected item impacting comparability. Our CODM views the inclusion of the contractually committed revenues associated with that period as meaningful to Segment Adjusted EBITDA as the related asset has been constructed, is standing ready to provide the committed service and the fixed operating costs are included in the current period results.
- (6) Includes equity-indexed compensation expense associated with awards that will or may be settled in units.
- (7) Includes gains and losses realized on the settlement of foreign currency transactions as well as the revaluation of monetary assets and liabilities denominated in a foreign currency.
- (8) Includes costs recognized during the period related to the Line 901 incident that occurred in May 2015, net of amounts we believe are probable of recovery from insurance. See Note 19 for additional information regarding the Line 901 incident.
- (9) Includes acquisition-related expenses associated with the Felix Midstream LLC acquisition. See Note 7 for additional discussion. An adjustment for these non-recurring expenses is included in the calculation of Segment Adjusted EBITDA for the year ended December 31, 2020 as our CODM does not view such expenses as integral to understanding our core segment operating performance.

Geographic Data

We have operations in the United States and Canada. Set forth below are revenues and long-lived assets attributable to these geographic areas (in millions):

| Revenues ⁽¹⁾ | Year Ended December 31, | | |
|--------------------------------|--------------------------------|------------------|------------------|
| | 2020 | 2019 | 2018 |
| United States | \$ 17,942 | \$ 27,162 | \$ 28,362 |
| Canada | 5,348 | 6,507 | 5,693 |
| | <u>\$ 23,290</u> | <u>\$ 33,669</u> | <u>\$ 34,055</u> |

- (1) Revenues are primarily attributed to each region based on where the services are provided or the product is shipped.

| Long-Lived Assets ⁽¹⁾ | December 31, | |
|---|---------------------|------------------|
| | 2020 | 2019 |
| United States | \$ 16,887 | \$ 17,565 |
| Canada | 3,892 | 3,935 |
| | <u>\$ 20,779</u> | <u>\$ 21,500</u> |

- (1) Excludes long-term derivative assets, long-term deferred tax assets and goodwill.

DESCRIPTION OF THE REGISTRANT'S SECURITIES REGISTERED PURSUANT TO SECTION 12 OF THE SECURITIES EXCHANGE ACT OF 1934

As of December 31, 2020, Plains All American Pipeline L.P. has one class of securities registered under Section 12 of the Securities Exchange Act of 1934, as amended (the "Exchange Act"): its common units representing limited partner interests, which are described in this Exhibit. The following definitions are used in this Exhibit:

- "Partnership," "Plains," "PAA," "we," "us," "our," "ours" and similar terms refer to Plains All American Pipeline, L.P. and its subsidiaries; and
- "General partner," refers to, as the context requires, any or all of PAA GP Holdings LLC ("PAGP GP"), Plains GP Holdings, L.P. ("PAGP"), Plains AAP, L.P. ("AAP") and Plains All American GP LLC ("GP LLC").

DESCRIPTION OF OUR COMMON UNITS

Generally, our common units represent limited partner interests that entitle the holders to participate in our cash distributions and to exercise the rights and privileges available to limited partners under our partnership agreement. For a description of the relative rights and preferences of holders of common units in and to cash distributions, see "Our Cash Distribution Policy."

Our outstanding common units are listed on the Nasdaq Global Select Market under the symbol "PAA." Any additional common units we issue will also be listed on Nasdaq.

Voting

Each holder of common units is entitled to one vote for each common unit on all matters submitted to a vote of the common unitholders. However, our unitholders are limited partners and do not directly or indirectly participate in our management or operation. Unlike holders of common stock in a corporation, our unitholders have only limited voting rights on matters affecting our business or governance, including the limited director voting rights described below.

Our general partner manages our day-to-day operations and activities; however, PAGP effectively controls our business and affairs through the exercise of its rights as the sole and managing member of GP LLC. The business and affairs of GP LLC are managed by or under the direction of the board of directors of PAGP GP, which we refer to as our "board of directors" or "board."

Subject to limited exceptions, PAGP GP's Third Amended and Restated Limited Liability Company Agreement (as amended, the "PAGP GP LLC Agreement") provides that the Board will consist of up to 13 members, including the CEO and, based on current ownership levels, up to two designated directors. In addition, if PAA fails to make three distributions on its Series A preferred units (whether or not consecutive), the holders of Series A preferred units will have the right to appoint a new member of the Board to serve until such time as all accrued and unpaid distributions on the Series A preferred units have been paid in full.

The Board is divided into three staggered classes. At each annual meeting, only the eligible directors of a class whose term is expiring (i.e., directors of such class who are not "designated" directors) will be up for election and, upon election, the elected directors in that class will serve for a term of three years, subject to a director's earlier resignation, death or removal. If a director is elected to the board to fill a vacancy, that director will have the same remaining term as his or her predecessor.

PAGP holds annual shareholder meetings for the purpose of electing eligible directors. PAA, which holds all of PAGP's issued and outstanding Class C shares, will hold annual meetings of its limited partners entitled to vote immediately in advance of PAGP's annual meetings. The purpose of our annual meetings is to allow our limited partners, other than AAP and holders of our Series B preferred units, to cast a "pass-through" vote instructing us how to vote the Class C shares that we own in the election of eligible directors at PAGP's annual meeting. We will vote (or refrain from voting) our Class C shares for the election of eligible directors at the direction and on behalf of our eligible common and Series A preferred unitholders in the same proportion as the votes received from or withheld by our limited partners. Common units held by AAP will not be voted and will not be counted for purposes of determining whether a quorum exists.

Status as Limited Partner or Assignee

Except as described under "Description of Our Partnership Agreement—Limited Liability," the common units will be fully paid, and common unitholders will not be required to make additional capital contributions to us.

Each purchaser of common units must execute a transfer application whereby the purchaser requests admission as a substituted limited partner and makes representations and agrees to provisions stated in the transfer application. If this action is not taken, a purchaser will not be registered as a record holder of common units on the books of our transfer agent or issued a common unit certificate. Purchasers may hold common units in nominee accounts.

An assignee, pending its admission as a substituted limited partner, is entitled to an interest in us equivalent to that of a limited partner with respect to the right to share in allocations and distributions, including liquidating distributions. Our general partner will vote and exercise other powers attributable to common units owned by an assignee who has not become a substituted limited partner at the written direction of the assignee. A nominee or broker who has executed a transfer application with respect to common units held in street name or nominee accounts will receive distributions and reports pertaining to its common units.

Redemption Right

Each holder of AAP's Class A units (other than PAGP and GP LLC) has the right (a "Redemption Right") to cause AAP to redeem any or all of such holder's AAP Class A units in exchange for the distribution of an equivalent number of our common units held by AAP. In connection with any such redemption, the redeeming holder will transfer the AAP Class A units to AAP and a corresponding number of PAGP Class B shares and general partner units (if any), in each case, to PAGP. The AAP Class A units transferred to AAP will be canceled, the PAGP Class B shares transferred to PAGP will be canceled and the general partner units transferred to PAGP will remain outstanding and increase PAGP's ownership percentage in PAGP GP.

As long as PAGP's Class A shares are publicly traded, a holder of Class B units of AAP (the "AAP management units") will be entitled to convert his or her vested AAP management units into AAP Class A units and a like number of PAGP Class B shares based on a conversion ratio of approximately 0.941 AAP Class A units and PAGP Class B shares for each AAP management unit. Following any such conversion, the holder will have the Redemption Right as a holder of AAP's Class A units. Holders of vested AAP management units who convert such units into AAP Class A units and PAGP Class B shares will not receive general partner units and thus will not need to include any general partner units in a transfer or the exercise of their Redemption Right.

The above mechanisms are subject to customary conversion rate adjustments for equity splits, equity dividends and reclassifications.

OUR CASH DISTRIBUTION POLICY

Distributions of Available Cash

General. We will distribute to our unitholders, on a quarterly basis, all of our available cash in the manner described below.

Definition of Available Cash. Available cash generally means, for any quarter ending prior to liquidation, all cash and cash equivalents on hand at the end of that quarter less reserves established in the reasonable discretion of the general partner for future requirements to:

- provide for the proper conduct of our business and the business of our operating partnerships (including reserves for future capital expenditures and for our anticipated future credit needs);
- comply with applicable law or any loan agreement, security agreement, mortgage, debt instrument or other agreement or obligation; or
- provide funds for distributions to our Series A and Series B preferred unitholders or distributions to our common unitholders for of any one or more of the next four quarters.

Our available cash also includes cash on hand resulting from borrowings made after the end of the quarter.

Operating Surplus and Capital Surplus

General. Cash distributions to our common unitholders will be characterized as either operating surplus or capital surplus. We distribute available cash from operating surplus differently than available cash from capital surplus. See "—Quarterly Distributions of Available Cash."

Definition of Operating Surplus. Operating surplus refers generally to:

- our cash balances on the closing date of our initial public offering; plus
- \$25 million; plus
- all of our cash receipts from operations, excluding cash that is capital surplus; less
- all of our operating expenses, debt service payments (but not including payments required with the sale of assets or any refinancing with the proceeds of new indebtedness or an equity offering), maintenance capital expenditures and reserves established for future operations.

Definition of Capital Surplus. Capital surplus will generally be generated only by:

- borrowings other than working capital borrowings;
- sales of debt and equity securities; and
- sales or other dispositions of assets for cash, other than inventory, accounts receivable and other assets in the ordinary course of business.

We will treat all available cash distributed as coming from operating surplus until the sum of all available cash distributed after the closing date of our initial public offering equals the operating surplus as of the end of the quarter prior to the distribution. Any available cash in excess of operating surplus, regardless of its source, will be treated as capital surplus.

If we distribute available cash from capital surplus for each common unit in an aggregate amount per common unit equal to the initial public offering price of the common units, there will not be a distinction between operating surplus and capital surplus, and all distributions of available cash will be treated as operating surplus. We do not anticipate that we will make distributions from capital surplus.

Effect of Issuance of Additional Units

We can issue additional common units or other equity securities for consideration and under terms and conditions approved by our general partner in its sole discretion and without the approval of our unitholders, other than current holders of our Series A preferred units and Series B preferred units in certain circumstances. We may fund acquisitions through the issuance of additional common units or other equity securities.

Holders of any additional common units that we issue will be entitled to share equally with our then-existing common unitholders in distributions of available cash. In addition, the issuance of additional interests may dilute the value of the interests of the then-existing unitholders.

Quarterly Distributions of Available Cash

After making distributions to holders of our outstanding preferred units, we will distribute the remainder of our available cash for each quarter prior to our liquidation to our common unitholders. We expect to make distributions of all available cash within 45 days after the end of each quarter to holders of record on the applicable record date.

Distributions from Operating Surplus

We will make distributions of available cash from operating surplus to all common unitholders, pro rata until we distribute an aggregate amount of available cash equal to the aggregate operating surplus generated by the Partnership from the time of our initial public offering through the end of the quarter in respect of such distribution.

Distributions from Capital Surplus

We will make distributions of available cash from capital surplus to all common unitholders pro rata. We may not make distributions of capital surplus without the approval of (i) holders of at least 75% of the outstanding Series A preferred units and (ii) holders of at least 66²/3% of the outstanding Series B preferred units.

Distribution of Cash upon Liquidation

If we dissolve and liquidate, we will sell or otherwise dispose of our assets and adjust the partners' capital account balances to reflect any resulting gain or loss. We will apply the proceeds of liquidation (i) first to the payment of our creditors in the order of priority provided in our partnership agreement and by law, (ii) second to the holders of outstanding preferred units in accordance with their adjusted capital account balances and (iii) thereafter, to the common unitholders in accordance with their adjusted capital account balances.

DESCRIPTION OF OUR PARTNERSHIP AGREEMENT

The following is a summary of certain material provisions of our partnership agreement.

Purpose

Our purpose under our partnership agreement is to serve as a partner of our operating partnerships and to engage in any business activities that may be engaged in by our operating partnerships or that are approved by our general partner. The partnership agreements of our operating partnerships provide that they may engage in any activity that was engaged in by our predecessors at the time of our initial public offering or reasonably related thereto and any other activity approved by our general partner.

Applicable Law; Forum, Venue and Jurisdiction

Our partnership agreement is governed by Delaware law. Our partnership agreement requires that any claims, suits, actions or proceedings:

- arising out of or relating in any way to the partnership agreement (including any claims, suits or actions to interpret, apply or enforce the provisions of the partnership agreement or the duties, obligations or liabilities among unitholders or of unitholders to us, or the rights or powers of, or restrictions on, the unitholders or us);
- brought in a derivative manner on our behalf;
- asserting a claim of breach of a fiduciary duty owed by any director, officer or other employee of us or our general partner, or owed by our general partner to us or the unitholders;
- asserting a claim arising pursuant to any provision of the Delaware Revised Uniform Limited Partnership Act (the "Delaware Act"); or

- asserting a claim governed by the internal affairs doctrine,

shall be exclusively brought in the Court of Chancery of the State of Delaware (or, if such court does not have subject matter jurisdiction thereof, any other court located in the State of Delaware with subject matter jurisdiction), regardless of whether such claims, suits, actions or proceedings sound in contract, tort, fraud or otherwise, are based on common law, statutory, equitable, legal or other grounds, or are derivative or direct claims. By purchasing a common unit, a unitholder is irrevocably consenting to these limitations and provisions regarding claims, suits, actions or proceedings and submitting to the exclusive jurisdiction of the Court of Chancery of the State of Delaware (or such other Delaware courts) in connection with any such claims, suits, actions or proceedings. The exclusive forum provision would not apply to suits brought to enforce any liability or duty created by the Securities Act of 1933, as amended (the "Securities Act"), or the Exchange Act or any other claim for which the federal courts have exclusive jurisdiction. To the extent any such claims may be based upon federal law claims, Section 27 of the Exchange Act creates exclusive federal jurisdiction over all suits brought to enforce any duty or liability created by the Exchange Act or the rules and regulations thereunder. Furthermore, Section 22 of the Securities Act creates concurrent jurisdiction for the federal and state courts over all suits brought to enforce any duty or liability created by the Securities Act or the rules and regulations thereunder.

Power of Attorney

Each limited partner, and each person who acquires a unit from a unitholder and executes and delivers a transfer application, grants to our general partner and, if appointed, a liquidator, a power of attorney to, among other things, execute and file documents required for our qualification, continuance or dissolution. The power of attorney also grants the authority for the amendment of, and to make consents and waivers under, our partnership agreement.

Issuance of Additional Securities

Our partnership agreement authorizes us to issue an unlimited number of additional limited partner interests and other equity securities that are equal in rank with or junior to our common units on terms and conditions established by our general partner in its sole discretion without the approval of any limited partners.

It is likely that we will fund acquisitions through the issuance of additional common units or other equity securities. Holders of any additional common units we issue will be entitled to share equally with the then-existing holders of common units in our cash distributions. In addition, the issuance of additional partnership interests may dilute the value of the interests of the then-existing holders of common units in our net assets.

In accordance with Delaware law and the provisions of our partnership agreement, we may also issue additional partnership interests that, in the sole discretion of our general partner, may have special voting rights to which common units are not entitled.

Our general partner has the right, which it may from time to time assign in whole or in part to any of its affiliates, to purchase common units or other equity securities whenever, and on the same terms that, we issue those securities to persons other than our general partner and its affiliates, to the extent necessary to maintain their percentage interests in us that existed immediately prior to the issuance. The holders of common units will not have preemptive rights to acquire additional common units or other partnership interests in us.

Amendments to Our Partnership Agreement

Amendments to our partnership agreement may be proposed only by our general partner. Any amendment that materially and adversely affects the rights or preferences of any type or class of limited partner interests in relation to other types or classes of limited partner interests or our general partner interest will require the approval of at least a majority of the type or class of limited partner interests or general partner interests so affected. However, in some circumstances, more particularly described in our partnership agreement, our general partner may make amendments to our partnership agreement without the approval of our limited partners or assignees.

Withdrawal or Removal of Our General Partner

Our general partner may withdraw as general partner without obtaining approval of any unitholder by giving 90 days' written notice, and that withdrawal will not constitute a violation of our partnership agreement. In addition, our general partner may withdraw without unitholder approval upon 90 days' notice to our limited partners if at least 50% of our outstanding units are held or controlled by one person and its affiliates other than our general partner and its affiliates.

Upon the voluntary withdrawal of our general partner, the holders of a majority of our outstanding common units and Series A preferred units, excluding any common units and Series A preferred units held by the withdrawing general partner and its affiliates, may elect a successor to the withdrawing general partner. If a successor is not elected, or is elected but an opinion of counsel regarding limited liability and tax matters cannot be obtained, we will be dissolved, wound up and liquidated, unless within 90 days after that withdrawal, the holders of a majority of our outstanding common units and Series A preferred units, excluding the common units and Series A preferred units held by the withdrawing general partner and its affiliates, agree to continue our business and to appoint a successor general partner.

Our general partner may not be removed unless that removal is approved by the vote of the holders of not less than two-thirds of our outstanding units, including units held by our general partner and its affiliates, and we receive an opinion of counsel regarding limited liability and tax matters. Any removal of this kind is also subject to the approval of a successor general partner by the vote of the holders of a majority of our outstanding common units and Series A preferred units, including those held by our general partner and its affiliates.

While our partnership agreement limits the ability of our general partner to withdraw, it allows the general partner interest to be transferred to an affiliate or to a third party in conjunction with a merger or sale of all or substantially all of the assets of our general partner.

In addition, our partnership agreement expressly permits the sale, in whole or in part, of the ownership of our general partner. Our general partner may also transfer, in whole or in part, the common units it owns.

Merger, Sale or Other Disposition of Assets

A merger or consolidation of us requires the prior consent of our general partner. However, our partnership agreement generally prohibits our general partner, without the prior approval of a majority of our outstanding units, from causing us to, among other things, sell, exchange or otherwise dispose of all or substantially all of our assets in a single transaction or a series of related transactions. Our general partner may, however, mortgage, pledge, hypothecate or grant a security interest in all or substantially all of our assets without that approval. Our general partner may also sell all or substantially all of our assets under a foreclosure or other realization upon those encumbrances without that approval.

If conditions specified in our partnership agreement are satisfied, our general partner may merge us or any of our subsidiaries into, or convey some or all of our assets to, a newly formed entity if the sole purpose of that merger or conveyance is to effect a mere change in our legal form into another limited liability entity. Our unitholders are not entitled to dissenters' rights or appraisal rights (and, therefore, will not be entitled to demand payment of a fair price for their units) under our partnership agreement or applicable Delaware law in the event of a merger or consolidation, a sale of substantially all of our assets or any other transaction or event.

Liquidation and Distribution of Proceeds

Upon our dissolution, unless we are reconstituted and continued as a new limited partnership, the person authorized to wind up our affairs (the liquidator) will, acting with all the powers of our general partner that the liquidator deems necessary or desirable in its good faith judgment, liquidate our assets. The proceeds of the liquidation will be applied as follows:

- first, towards the payment of all of our creditors and the creation of a reserve for contingent liabilities;

- next, to all holders of preferred units an aggregate amount equal to the positive balance in their capital accounts distributed in a manner that provides the holders of preferred units with the same percentage of their respective liquidation preferences; and
- finally, to all partners in accordance with the positive balance in their respective capital accounts.

Under some circumstances and subject to some limitations, the liquidator may defer liquidation or distribution of our assets for a reasonable period of time. If the liquidator determines that a sale would be impractical or would cause a loss to our partners, our general partner may distribute assets in kind to our partners.

Change of Management Provisions

Our partnership agreement contains the following specific provisions that are intended to discourage a person or group from attempting to remove our general partner or otherwise change management:

- generally, if a person acquires 20% or more of any class of units then outstanding other than from our general partner or its affiliates, the units owned by such person cannot be voted on any matter; and
- provisions limiting the ability of unitholders to call meetings or to acquire information about our operations, as well as other provisions limiting the unitholders' ability to influence the manner or direction of management.

Limited Call Right

If at any time our general partner and its affiliates (other than, with respect to the Series A preferred units, such affiliates that originally purchased Series A preferred units) own 80% or more of the issued and outstanding limited partner interests of any class, our general partner will have the right to purchase all, but not less than all, of the outstanding limited partner interests of that class that are held by non-affiliated persons. The record date for determining ownership of the limited partner interests would be selected by our general partner on at least 10 but not more than 60 days' notice. The purchase price in the event of a purchase under these provisions would be the greater of (1) the current market price (as defined in our agreement) of the limited partner interests of the class as of the date three days prior to the date that notice is mailed to the limited partners as provided in our partnership agreement and (2) the highest cash price paid by our general partner or any of its affiliates for any limited partner interest of the class purchased within the 90 days preceding the date our general partner mails notice of its election to purchase the units.

We are authorized to purchase insurance against liabilities asserted against and expenses incurred by persons for our activities, regardless of whether we would have the power to indemnify the person against liabilities under our partnership agreement.

Registration Rights

Under our partnership agreement, we have agreed to register for resale under the Securities Act and applicable state securities laws any common units, or other partnership securities proposed to be sold by our general partner or any of its affiliates or their assignees if an exemption from the registration requirements is not otherwise available. We are obligated to pay all expenses incidental to the registration, excluding underwriting discounts and commissions.

Limited Liability

Assuming that a limited partner does not participate in the control of our business within the meaning of the Delaware Act and that he otherwise acts in conformity with the provisions of our partnership agreement, his liability under the Delaware Act will be limited, subject to some possible exceptions, generally to the amount of capital he is obligated to contribute to us in respect of his units plus his share of any undistributed profits and assets.

Under the Delaware Act, a limited partnership may not make a distribution to a partner to the extent that at the time of the distribution, after giving effect to the distribution, all liabilities of the partnership, other than liabilities to partners on account of their partnership interests and liabilities for which the recourse of creditors is limited to specific property of the partnership, exceed the fair value of the assets of the limited partnership. For the purposes of determining the fair value of the assets of a limited partnership, the Delaware Act provides that the fair value of the property subject to liability of which recourse of creditors is limited shall be included in the assets of the limited partnership only to the extent that the fair value of that property exceeds the nonrecourse liability. The Delaware Act provides that a limited partner who receives a distribution and knew at the time of the distribution that the distribution was in violation of the Delaware Act is liable to the limited partnership for the amount of the distribution for three years from the date of the distribution.

In addition, our partnership agreement limits any fiduciary duties our general partner might owe to our unitholders. As our general partner, our general partner is liable for all of our debts (to the extent not paid from our assets), except for indebtedness or other obligations that are made specifically non-recourse to it. Our general partner has the sole discretion to incur indebtedness or other obligations on our behalf on a non-recourse basis to the general partner. Our general partner has in the past exercised such discretion, in most instances involving payment liability.

**SPECIAL RETENTION
LTIP GRANT**

November 20, 2019

[Name]
[Address]
[City, State Zip]

Re: Grant of Phantom Units

Dear [Name]:

I am pleased to inform you that you have been granted [LTIPs] Phantom Units as of the above date pursuant to the Company's 2013 Long-Term Incentive Plan (the "Plan"). In addition, in tandem with each Phantom Unit you have been granted a distribution equivalent right (a "DER"). A DER represents the right to receive a cash payment equivalent to the amount, if any, paid in cash distributions on one Common Unit of Plains All American Pipeline, L.P. ("PAA" or the "Partnership") to the holder of such Common Unit. The terms and conditions of this grant are as set forth below.

1. Subject to the further provisions of this Agreement, your Phantom Units shall vest (become payable in the form of one Common Unit of PAA for each Phantom Unit) as follows:
 - a. Tranche A, which shall consist of 50% of the total number of Phantom Units covered by this grant letter, shall vest on the August 2026 Distribution Date;
 - b. Tranche B, which shall consist of 25% of the total number of Phantom Units covered by this grant letter, shall vest on the later of the August 2026 Distribution Date and the first Distribution Date following the date on which the Partnership generates distributable cash flow ("DCF") per common unit and common unit equivalent on a trailing four quarter basis of at least \$2.80; and
 - c. Tranche C, which shall consist of 25% of the total number of Phantom Units covered by this grant letter, shall vest on the later of the August 2026 Distribution Date and the first Distribution Date following the date on which the Partnership generates DCF per common unit and common unit equivalent on a trailing four quarter basis of at least \$3.15.

333 Clay Street, Suite 1600 (77002) ■ P.O. Box 4648 ■ Houston, Texas 77210-4648 ■ 713-646-4100

The DCF performance thresholds described in this paragraph shall apply to any trailing four-quarter period beginning on or after January 1, 2020. Any remaining Phantom Units that have not vested on or before the August 2028 Distribution Date, and any associated DERs (regardless of vesting), shall expire on such date. The DCF per common unit and common unit equivalent amounts referenced in this paragraph are subject to adjustment in the reasonable discretion of the Board based on a recommendation of the CEO to account for significant asset sales, acquisitions or capital transactions.

2. Subject to the further provisions of this Agreement, your DERs shall vest (become payable in cash) as follows: (i) one-fifth of your DERs shall vest upon and effective with the August 2020 Distribution Date; (ii) one-fifth of your DERs shall vest upon and effective with the August 2021 Distribution Date; (iii) one-fifth of your DERs shall vest upon and effective with the August 2022 Distribution Date; (iv) one-fifth of your DERs shall vest upon and effective with the first Distribution Date following the date on which the Partnership generates DCF per common unit and common unit equivalent on a trailing four quarter basis of at least \$2.70; and (v) one fifth of your DERs shall vest upon and effective with the first Distribution Date following the date on which the Partnership generates DCF per common unit and common unit equivalent on a trailing four quarter basis of at least \$2.90. The DCF performance thresholds described in sections (iv) and (v) of this paragraph shall apply to any trailing four-quarter period beginning on or after January 1, 2020. The DCF per common unit and common unit equivalent amounts referenced in this paragraph are subject to adjustment in the reasonable discretion of the Board based on a recommendation of the CEO to account for significant asset sales, acquisitions or capital transactions.
 3. Your DERs shall not accrue payments prior to vesting.
 4. The number of Phantom Units subject to this award and any DCF per common unit and common unit equivalent level required for vesting under paragraphs 1 or 2 above shall be proportionately reduced or increased for any split or reverse split, respectively, of the Units, or any event or transaction having a similar effect.
 5. Upon vesting of any Phantom Units, an equivalent number of DERs will expire. Any such DERs that are vested prior to, or that would vest as of the Distribution Date on which the Phantom Units vest, shall be payable on such Distribution Date prior to their expiration.
-

6. In the event of the termination of your employment with the Company and its Affiliates for any reason (other than in connection with a Change in Status or by reason of your death or "disability," as defined in paragraph 7 below), all of your then outstanding DERs (regardless of vesting) and Phantom Units shall automatically be forfeited as of the date of termination; provided, however, that if the Company or its Affiliates terminate your employment other than as a result of a Termination for Cause, the following provisions shall apply: (i) if such termination occurs prior to the second anniversary of the date of this grant letter, 20% of your unvested Phantom Units shall be deemed nonforfeitable on the date of termination, and shall vest on the next following Distribution Date; (ii) if such termination occurs on or after the second anniversary of the date of this grant letter but prior to the third anniversary of the date of this grant letter, 40% of your unvested Phantom Units shall be deemed nonforfeitable on the date of termination, and shall vest on the next following Distribution Date; (iii) if such termination occurs on or after the third anniversary of the date of this grant letter but prior to the fourth anniversary of the date of this grant letter, 60% of your unvested Phantom Units shall be deemed nonforfeitable on the date of termination, and shall vest on the next following Distribution Date; (iv) if such termination occurs on or after the fourth anniversary of the date of this grant letter but prior to the fifth anniversary of the date of this grant letter, 80% of your unvested Phantom Units shall be deemed nonforfeitable on the date of termination, and shall vest on the next following Distribution Date; (v) if such termination occurs on or after the fifth anniversary of the date of this grant letter, 100% of your unvested Phantom Units shall be deemed nonforfeitable on the date of termination, and shall vest on the next following Distribution Date; and (vi) any DERs associated with such unvested, nonforfeitable Phantom Units described in clauses (i)-(v) immediately preceding shall not be forfeited on the date of termination, but shall vest in accordance with paragraph 2 above and if vested shall be payable and shall expire in accordance with paragraph 1 or paragraph 5 above.
-

7. In the event of the termination of your employment with the Company and its Affiliates by reason of your death or your "disability" (a physical or mental infirmity that impairs your ability substantially to perform your duties for a period of eighteen months or that the Company otherwise determines constitutes a "disability"), the following provisions shall apply: (i) if such termination takes place prior to the second anniversary of the date of this grant letter, all of your then outstanding Phantom Units and DERs shall automatically be forfeited as of the date of termination and (ii) if such termination takes place on or after the second anniversary of the date of this grant, 100% of the unvested Phantom Units covered by paragraph 1(a) above, and any unvested Phantom Units covered by paragraphs 1(b) and 1(c) above with respect to which the Partnership has as of the date of termination, achieved the applicable DCF vesting criteria for such Phantom Units, shall be deemed nonforfeitable on the date of termination and shall vest on the next following Distribution Date (and any DERs associated with such unvested, nonforfeitable Phantom Unit shall not be forfeited on the date of termination, but shall vest in accordance with paragraph 2 above and if vested shall be payable and shall expire in accordance with paragraph 1 or paragraph 5 above). As soon as administratively practicable after the vesting of any Phantom Units pursuant to this paragraph 7, payment will be made in cash in an amount equal to the Market Value of the number of Phantom Units vesting.
8. In the event of a Change in Status, all of your then outstanding Phantom Units and tandem DERs shall be deemed 100% nonforfeitable on such date, and such Phantom Units shall vest in full upon the next Distribution Date.
9. Upon payment pursuant to a DER, the Company will withhold any taxes due from your compensation as required by law. Upon vesting of a Phantom Unit, the Company will withhold any taxes due from your compensation as required by law, which (in the sole discretion of the Company) may include withholding a number of Common Units otherwise payable to you.

As used herein, (i) the "Company" refers to Plains All American GP LLC; (ii) "Distribution Date" means the day in February, May, August or November in any year (as context dictates) that is 45 days after the end of the most recently completed calendar quarter (or, if not a business day, the closest previous business day); (iii) "Market Value" means the average of the closing sales prices for a Common Unit on the New York Stock Exchange for the five trading days preceding the then most recent "ex dividend" date for payment of a distribution by the Partnership; and (iv) "Board" means the board of directors of PAGP GP (defined below).

The phrase "Change in Status" means (A) the termination of your employment by the Company other than a Termination for Cause, within two and a half months prior to or one year following a Change of Control (the "Protected Period"), (B) the termination of your employment by you due to the occurrence during the Protected Period, without your written consent, of (i) any material diminution in your authority, duties or responsibilities, (ii) any material reduction in your base salary or (iii) any other action or inaction that constitutes a material breach of this Agreement by the Company, or (C) the termination of your employment by you as a result of your retirement on terms and timing that are approved by the Chief Executive Officer of the Company ("CEO"). A termination by you pursuant to (B) above shall not be a Change in Status unless (1) you provide written notice to the Company of the condition in (B)(i), (ii) or (iii) that would constitute a Change in Status within 90 days of the initial existence of the condition and (2) the Company fails to remedy the condition within the 30-day period following such notice.

The phrase "Change of Control" means, and shall be deemed to have occurred upon the occurrence of, one or more of the following events:

- (i) any Person (other than Plains GP Holdings, L.P. ("PAGP") and any affiliate of PAGP that is controlled by PAGP) becomes the beneficial owner, directly or indirectly (in one transaction or a series of related transactions and whether by merger or otherwise), of 50% or more of the membership interest in PAA GP Holdings LLC, a Delaware limited liability company ("PAGP GP");
- (ii) any Person (other than PAGP GP, PAGP or any affiliate of PAGP that is controlled by PAGP) acquires (in one transaction or a series of related transactions and whether by merger or otherwise) direct or indirect control of the general partner interest of PAGP;
- (iii) PAGP ceases to retain direct or indirect control (in one transaction or a series of related transactions and whether by merger or otherwise) of the general partner of the Partnership; or
- (iv) the consummation of a reorganization, merger or consolidation with, or any direct or indirect sale, lease, exchange or other transfer (in one transaction or a series of related transactions) of all or substantially all of the assets of the Partnership to, one or more Persons (other than PAGP or any affiliates of PAGP that are controlled by PAGP).

As used in this definition, "Person" shall include any "partnership, limited partnership, syndicate or other group" constituting a "person" within the meaning of such terms pursuant to Sections 13(d) and 14(d) of the Securities Exchange Act of 1934, as amended.

The phrase "Termination for Cause" shall mean severance of your employment with the Company or its Affiliates based on your (i) failure to perform the duties and responsibilities of your position at an acceptable level as reasonably determined in good faith by the CEO, (ii) conviction of or guilty plea to the committing of an act or acts constituting a felony under the laws of the United States or any state thereof (or Canada or any province thereof) or any misdemeanor involving moral turpitude, or (iii) violation of the Company's Code of Business Conduct (unless waived in accordance with the terms thereof), in the case of clauses (i) and (iii), with the specific failure or violation described to you in writing.

Terms used herein that are not defined herein shall have the meanings set forth in the Plan or, if not defined in the Plan, in the Seventh Amended and Restated Agreement of Limited Partnership of Plains All American Pipeline, L.P., as amended (the "Partnership Agreement").

This award is intended to either (i) qualify as a "short-term deferral" under Section 409A of the Internal Revenue Code of 1986, as amended, or (ii) comply with the provisions of Section 409A. If it is determined that any payments or benefits to be made or provided under this Agreement do not comply with Section 409A, the parties agree to amend this Agreement or take such other actions as reasonably necessary or appropriate to comply with Section 409A while preserving the economic agreement of the parties.

By signing below, you agree that the Phantom Units and DERs granted hereunder are governed by the terms of the Plan. Copies of the Plan and the Partnership Agreement are available upon request.

Please designate in the space provided below a beneficiary to receive benefits payable under this grant in the event of your death. Unless you indicate otherwise by checking the box below, the named beneficiaries on this form will serve as your beneficiaries for all previous LTIP grants. Please execute and return a copy of this grant letter to Richard McGee and retain a copy for your records.

PLAINS ALL AMERICAN PIPELINE, L.P.

By: PAA GP LLC, its general partner

By: PLAINS AAP, L.P., its sole member

By: PLAINS ALL AMERICAN GP LLC, its general partner

By: _____

Name: Willie Chiang

Title: Chief Executive Officer

[Officer]

Units: [LTIP Grant] _____

Dated: _____

Beneficiary Designation

| Primary Beneficiary Name | Relationship | Percent (Must total 100%) |
|----------------------------|--------------|---------------------------|
| | | |
| | | |
| | | |
| Secondary Beneficiary Name | Relationship | Percent (Must total 100%) |
| | | |
| | | |
| | | |

☐ Check this box only if designation does not apply to prior grants



December 21, 2017

Jeremy Goebel
[address]

Re: Grant of Phantom Units

Dear Jeremy:

I am pleased to inform you that you have been granted 150,000 Phantom Units as of the above date pursuant to the Company's 2013 Long-Term Incentive Plan (the "Plan"). In addition, in tandem with each Phantom Unit you have been granted a distribution equivalent right (a "DER"). A DER represents the right to receive a cash payment equivalent to the amount, if any, paid in cash distributions on one Common Unit of Plains All American Pipeline, L.P. ("PAA" or the "Partnership") to the holder of such Common Unit. The terms and conditions of this grant are as set forth below.

1. Subject to the further provisions of this Agreement, your Phantom Units shall vest (become payable in the form of one Common Unit of PAA for each Phantom Unit) as follows: 20% of your Phantom Units (30,000) will vest on January 1st of each calendar year beginning January 1, 2019 and continuing thereafter through January 1, 2023.
2. Subject to the further provisions of this Agreement, 100% your DERs shall vest (become payable in cash) upon and effective with the February 2018 Distribution Date.
3. Your DERs shall not accrue payments prior to vesting.
4. The number of Phantom Units subject to this award shall be proportionately reduced or increased for any split or reverse split, respectively, of the Units, or any event or transaction having a similar effect.
5. Upon vesting of your Phantom Units, an equivalent number of your DERs will expire.

333 Clay Street, Suite 1600 (77002) ■ P.O. Box 4648 ■ Houston, Texas 77210-4648 ■ 713-646-4100

6. In the event of the termination of your employment with the Company and its Affiliates for any reason (other than in connection with a Change in Status or by reason of your death or "disability," as defined in paragraph 7 below), all of your then outstanding DERs and Phantom Units shall automatically be forfeited as of the date of termination; provided, however, that if the Company or its Affiliates terminate your employment other than as a result of a Termination for Cause: (i) any unvested Phantom Units shall be deemed nonforfeitable on the date of termination, and shall vest on the next following Distribution Date; and (ii) any remaining DERs shall not be forfeited on the date of termination, but shall be payable and shall expire in accordance with paragraph 5 above.
7. In the event of the termination of your employment with the Company and its Affiliates by reason of your death or your "disability" (a physical or mental infirmity that impairs your ability substantially to perform your duties for a period of eighteen months or that the Company otherwise determines constitutes a "disability"), your then outstanding Phantom Units shall be deemed nonforfeitable on the date of termination and shall vest on the next following Distribution Date (and any remaining DERs shall not be forfeited on the date of termination, but shall be payable and shall expire in accordance with paragraph 5 above). As soon as administratively practicable after the vesting of any Phantom Units pursuant to this paragraph 7, payment will be made in cash in an amount equal to the Market Value of the number of Phantom Units vesting.
8. In the event of a Change in Status, all of your then outstanding Phantom Units shall be deemed 100% nonforfeitable on such date, and such Phantom Units shall vest in full upon the next Distribution Date.
9. Upon payment pursuant to a DER, the Company will withhold any taxes due from your compensation as required by law. Upon vesting of a Phantom Unit, the Company will withhold any taxes due from your compensation as required by law, which (in the sole discretion of the Company) may include withholding a number of Common Units otherwise payable to you.

As used herein, (i) the "Company" refers to Plains All American GP LLC; (ii) "Distribution Date" means the day in February, May, August or November in any year (as context dictates) that is 45 days after the end of the most recently completed calendar quarter (or, if not a business day, the closest previous business day); and (iii) "Market Value" means the average of the closing sales prices for a Common Unit on the New York Stock Exchange for the five trading days preceding the then most recent "ex dividend" date for payment of a distribution by the Partnership.

The phrase "Change in Status" means (A) the termination of your employment by the Company other than a Termination for Cause, within two and a half months prior to or one year following a Change of Control (the "Protected Period"), (B) the termination of your employment by you due to the occurrence during the Protected Period, without your written consent, of (i) any material diminution in your authority, duties or responsibilities, (ii) any material reduction in your base salary or (iii) any other action or inaction that constitutes a material breach of this Agreement by the Company, or (C) the termination of your employment with the Company as a result of retirement on terms and timing that are approved by the CEO. A termination by you pursuant to (B) above shall not be a Change in Status unless (1) you provide written notice to the Company of the condition in (B)(i), (ii) or (iii) that would constitute a Change in Status within 90 days of the initial existence of the condition and (2) the Company fails to remedy the condition within the 30-day period following such notice.

The phrase "Change of Control" means, and shall be deemed to have occurred upon the occurrence of, one or more of the following events: (i) Plain GP Holdings, L.P. ("PAGP") ceases to retain direct or indirect control of the general partner of the Partnership; (ii) PAGP ceases to beneficially own, directly or indirectly, more than 50% of the membership interest in the Company; (iii) any direct or indirect sale, lease, exchange or other transfer (in one transaction or a series of related transactions and whether by merger or otherwise) of all or substantially all of the assets of the Partnership, PAGP or the Company to one or more Persons who are not affiliates of PAGP ("third party or parties"), other than a transaction in which the Owner Affiliates (as defined below) continue to beneficially own, directly or indirectly, more than 50% of the issued and outstanding voting securities of such third party or parties immediately following such transaction; (iv) (x) a "person" or "group" (as such terms are defined in Sections 13(d) and 14(d) of the Securities Exchange Act of 1934, as amended) other than the Owner Affiliates becomes the "beneficial owner" directly or indirectly of 25% or more of the member interest in PAA GP Holdings LLC, a Delaware limited liability company and the general partner of PAGP ("PAGP GP"), and (y) the member interest beneficially owned by such "person" or "group" exceeds the aggregate member interest in PAGP GP beneficially owned, directly or indirectly, by the Owner Affiliates; (v) any Person (other than PAGP, the Partnership or their respective affiliates), including any partnership, limited partnership, syndicate or other "person" or "group," becomes the beneficial owner, directly or indirectly, of 50% or more of the membership interest in the Company or 50% or more of the outstanding limited partnership interests of PAGP; or (vi) any Person (other than PAGP or its wholly owned subsidiaries), including any partnership, limited partnership, syndicate or other "person" or "group," becomes the beneficial owner, directly or indirectly, of 50% or more of the membership interest in PAGP GP.

As used herein, the term "Owner Affiliates" shall mean KAFU Holdings, L.P. and its affiliates, EMG Investment, LLC and its affiliates, Oxy Hold Company (Pipeline), Inc. and its affiliates, Mark Strome and his affiliates, Windy, LLC and its affiliates, PAGP and its affiliates, Jay Chernosky, Kipp PA Trust, Paul Riddle, Russell Clingman, David Humphreys and Philip Trinder.

The phrase "Termination for Cause" shall mean severance of your employment with the Company or its Affiliates based on your (i) failure to perform the duties and responsibilities of your position at an acceptable level as reasonably determined in good faith by the CEO of the Company, (ii) conviction of or guilty plea to the committing of an act or acts constituting a felony under the laws of the United States or any state thereof (or Canada or any province thereof or any misdemeanor involving moral turpitude, or (iii) violation of the Company's Code of Business Conduct (unless waived in accordance with the terms thereof), in the case of clauses (i) and (iii), with the specific failure or violation described to you in writing.

Terms used herein that are not defined herein shall have the meanings set forth in the Plan or, if not defined in the Plan, in the Seventh Amended and Restated Agreement of Limited Partnership of Plains All American Pipeline, L.P., as amended (the "Partnership Agreement").

This award is intended to either (i) qualify as a "short-term deferral" under Section 409A of the Internal Revenue Code of 1986, as amended, or (ii) comply with the provisions of Section 409A. If it is determined that any payments or benefits to be made or provided under this Agreement do not comply with Section 409A, the parties agree to amend this Agreement or take such other actions as reasonably necessary or appropriate to comply with Section 409A while preserving the economic agreement of the parties.

By signing below, you agree that the Phantom Units and DERs granted hereunder are governed by the terms of the Plan. Copies of the Plan and the Partnership Agreement are available upon request.

In order for this grant to be effective you must designate a beneficiary that will be entitled to receive any benefits payable under this grant in the event of your death. Unless you indicate otherwise by checking the appropriate box the named beneficiaries on this form will serve as your beneficiaries for all previous LTIP grants. Please execute and return a copy of this grant letter to me and retain a copy for your records.

PLAINS ALL AMERICAN PIPELINE, L.P.

By: PAA GP LLC, its general partner
By: PLAINS AAP, L.P., its sole member
By: PLAINS ALL AMERICAN GP LLC, its general partner

By: _____
Name: Greg L. Armstrong
Title: Chairman of the Board and Chief Executive Officer

Beneficiary Designation

| Primary Beneficiary Name | Relationship | Percent (Must total 100%) |
|----------------------------|--------------|---------------------------|
| | | |
| | | |
| | | |
| Secondary Beneficiary Name | Relationship | Percent (Must total 100%) |
| | | |
| | | |
| | | |

☐ Check this box only if designation does not apply to prior grants

Jeremy Goebel

Units: 150,000

Dated: _____



May 1, 2018

Christopher R. Chandler
[address]

Re: Grant of Phantom Units

Dear Chris:

I am pleased to inform you that you have been granted 75,000 Phantom Units as of the above date pursuant to the Company's PNG Successor Long Term Incentive Plan (the "Plan"). In addition, in tandem with each Phantom Unit you have been granted a distribution equivalent right (a "DER"). A DER represents the right to receive a cash payment equivalent to the amount, if any, paid in cash distributions on one Common Unit of Plains All American Pipeline L.P. ("PAA" or the "Partnership") to the holder of such Common Unit. The terms and conditions of this grant are as set forth below.

1. Subject to the further provisions of this Agreement, your Phantom Units shall vest (become payable in the form of one Common Unit of PAA for each Phantom Unit) on the May 2021 Distribution Date, assuming your continued service through such date; however, 50% of such Phantom Units may vest prior to the May 2021 Distribution Date if and when PAA shall have generated distributable cash flow per Common Unit on a trailing four quarter basis of at least \$2.30 (such amount being subject to adjustment in the reasonable discretion of the CEO to account for significant asset sales).
2. Subject to the further provisions of this Agreement, your DERs shall vest (become payable in cash) upon and effective with the May 2021 Distribution Date.
3. Your DERs shall not accrue payments prior to vesting.
4. The number of Phantom Units subject to this award and the distributable cash flow level required for vesting under paragraph 1 above shall be proportionately reduced or increased for any split or reverse split, respectively, of PAA Common Units, or any event or transaction having a similar effect.
5. Upon vesting of any Phantom Units, an equivalent number of DERs will expire. Any such DERs that are payable on the Distribution Date on which the Phantom Units vest, shall be payable on such Distribution Date prior to their expiration.

333 Clay Street, Suite 1600 (77002) ■ P.O. Box 4648 ■ Houston, Texas 77210-4648 ■ 713-646-4100

6. In the event of the termination of your employment with the Company and its Affiliates for any reason (other than in connection with a Change in Status or by reason of your death or "disability," as defined in paragraph 7 below), all of your then outstanding Phantom Units and DERs shall automatically be forfeited as of the date of termination; provided, however, that if the Company or its Affiliates terminate your employment other than as a result of a Termination for Cause, (i) all of your then outstanding Phantom Units shall be deemed nonforfeitable on the date of termination and shall vest on the next following Distribution Date, and (ii) any DERs associated with such unvested, nonforfeitable Phantom Unit shall not be forfeited on the date of termination, but shall be payable and shall expire on the next following Distribution Date.
 7. In the event of the termination of your employment with the Company and its Affiliates by reason of your death or your "disability" (a physical or mental infirmity that impairs your ability substantially to perform your duties for a period of eighteen months or that the Company otherwise determines constitutes a "disability"), the following provisions shall apply: (i) if such termination takes place prior to the first anniversary of the date of this grant, all of your then outstanding Phantom Units and DERs shall automatically be forfeited as of the date of termination; and (ii) if such termination takes place on or after the first anniversary of the date of this grant, (x) all of your then outstanding Phantom Units shall be deemed nonforfeitable on the date of termination and shall vest on the next following Distribution Date, and (y) any DERs associated with such unvested nonforfeitable Phantom Units shall not be forfeited on the date of termination, but shall be payable and shall expire on the next following Distribution Date. As soon as administratively practicable after the vesting of any Phantom Units pursuant to this paragraph 7, payment will be made in cash in an amount equal to the Market Value of the number of Phantom Units vesting.
 8. In the event of a Change in Status, (i) all of your then outstanding Phantom Units shall be deemed nonforfeitable on such date and shall vest on the next following Distribution Date, and (ii) any DERs associated with such unvested, nonforfeitable Phantom Units shall not be forfeited on such date, but shall be payable and shall expire on the next following Distribution Date.
 9. Upon payment pursuant to a DER, the Company will withhold any taxes due from your compensation as required by law. Upon vesting of a Phantom Unit, the Company will withhold any taxes due from your compensation as required by law, which (in the sole discretion of the Company) may include withholding a number of Common Units otherwise payable to you.
-

As used herein, (i) the "Company" refers to Plains All American GP LLC; (ii) "Distribution Date" means the day in February, May, August or November in any year (as context dictates) that is 45 days after the end of the most recently completed calendar quarter (or, if not a business day, the closest previous business day); and (iii) "Market Value" means the average of the closing sales prices for a Common Unit on the New York Stock Exchange for the five trading days preceding the then most recent "ex dividend" date for payment of a distribution by the Partnership.

The phrase "Change in Status" means (A) the termination of your employment by the Company other than a Termination for Cause, within two and a half months prior to or one year following a Change of Control (the "Protected Period"), (B) the termination of your employment by you due to the occurrence during the Protected Period, without your written consent, of (i) any material diminution in your authority, duties or responsibilities, (ii) any material reduction in your base salary, or (iii) any other action or inaction that constitutes a material breach of this Agreement by the Company, or (C) the termination of your employment by you as a result of your retirement on terms and timing that are approved by the CEO. A termination by you pursuant to (B) above shall not be a Change in Status unless (1) you provide written notice to the Company of the condition in (B)(i), (ii) or (iii) that would constitute a Change in Status within 90 days of the initial existence of the condition, and (2) the Company fails to remedy the condition within the 30-day period following such notice.

The phrase "Change of Control" means, and shall be deemed to have occurred upon the occurrence of, one or more of the following events: (i) Plains GP Holdings, L.P. ("PAGP") ceases to retain direct or indirect control of the general partner of the Partnership; (ii) PAGP ceases to beneficially own, directly or indirectly, more than 50% of the membership interest in the Company; (iii) any direct or indirect sale, lease, exchange or other transfer (in one transaction or a series of related transactions and whether by merger or otherwise) of all or substantially all of the assets of the Partnership, PAGP or the Company to one or more Persons who are not affiliates of PAGP ("third party or parties"), other than a transaction in which the Owner Affiliates (as defined below) continue to beneficially own, directly or indirectly, more than 50% of the issued and outstanding voting securities of such third party or parties immediately following such transaction; (iv) (x) a "person" or "group" (as such terms are defined in Sections 13(d) and 14(d) of the Securities Exchange Act of 1934, as amended) other than the Owner Affiliates becomes the "beneficial owner" directly or indirectly of 25% or more of the member interest in PAA GP Holdings LLC, a Delaware limited liability company and the general partner of PAGP ("PAGP GP"), and (y) the member interest beneficially owned by such "person" or "group" exceeds the aggregate member interest in PAGP GP beneficially owned, directly or indirectly, by the Owner Affiliates; (v) any Person (other than PAGP, the Partnership or their respective affiliates), including any partnership, limited partnership, syndicate or other "person" or "group," becomes the beneficial owner, directly or indirectly, of 50% or more of the membership interest in the Company or 50% or more of the outstanding limited partnership interests of PAGP; or (vi) any Person (other than PAGP or its wholly owned subsidiaries), including any partnership, limited partnership, syndicate or other "person" or "group," becomes the beneficial owner, directly or indirectly, of 50% or more of the membership interest in PAGP GP.

As used herein, the term "Owner Affiliates" shall mean KAFU Holdings, L.P. and its affiliates, EMG Investment, LLC and its affiliates, Oxy Hold Company (Pipeline), Inc. and its affiliates, Mark Strome and his affiliates, Windy, LLC and its affiliates, PAGP and its affiliates, Jay Chernosky, Kipp PA Trust, Paul Riddle, Russell Clingman, David Humphreys and Philip Trinder.

The phrase "Termination for Cause" shall mean severance of your employment with the Company or its Affiliates based on your (i) failure to perform the duties and responsibilities of your position at an acceptable level as reasonably determined in good faith by the CEO and COO of the Company, (ii) conviction of or guilty plea to the committing of an act or acts constituting a felony under the laws of the United States or any state thereof (or Canada or any province thereof) or any misdemeanor involving moral turpitude, or (iii) violation of the Company's Code of Business Conduct (unless waived in accordance with the terms thereof), in the case of clauses (i) and (iii), with the specific failure or violation described to you in writing.

Terms used herein that are not defined herein shall have the meanings set forth in the Plan or, if not defined in the Plan, in the Seventh Amended and Restated Agreement of Limited Partnership of Plains All American Pipeline, L.P. (the "Partnership Agreement").

This award is intended to either (i) qualify as a "short-term deferral" under Section 409A of the Internal Revenue Code of 1986, as amended, or (ii) comply with the provisions of Section 409A. If it is determined that any payments or benefits to be made or provided under this Agreement do not comply with Section 409A, the parties agree to amend this Agreement or take such other actions as reasonably necessary or appropriate to comply with Section 409A while preserving the economic agreement of the parties.

By signing below, you agree that the Phantom Units and DERs granted hereunder are governed by the terms of the Plan. Copies of the Plan and the Partnership Agreement are available upon request.

In order for this grant to be effective you must designate a beneficiary that will be entitled to receive any benefits payable under this grant in the event of your death. Unless you indicate otherwise by checking the appropriate box the named beneficiaries on this form will serve as your beneficiaries for all previous LTIP grants. Please execute and return a copy of this grant letter to Richard McGee or Ann Gullion and retain a copy for your records.

PLAINS ALL AMERICAN PIPELINE, L.P.

By: PAA GP LLC, its general partner
By: PLAINS AAP, L.P., its sole member
By: PLAINS ALL AMERICAN GP LLC, its general partner

By: _____
Name: Willie Chiang
Title: Executive Vice President & COO

Beneficiary Designation

| Primary Beneficiary Name | Relationship | Percent (Must total 100%) |
|----------------------------|--------------|---------------------------|
| | | |
| | | |
| | | |
| Secondary Beneficiary Name | Relationship | Percent (Must total 100%) |
| | | |
| | | |
| | | |

☐ Check this box only if designation does not apply to prior grants

Christopher R. Chandler

Units: 75,000

Dated: _____



May 1, 2018

Christopher R. Chandler
[address]

Re: Grant of Phantom Units

Dear Chris:

I am pleased to inform you that you have been granted 135,000 Phantom Units as of the above date pursuant to the Company's PNG Successor Long-Term Incentive Plan (the "Plan"). In addition, in tandem with each Phantom Unit you have been granted a distribution equivalent right (a "DER"). A DER represents the right to receive a cash payment equivalent to the amount, if any, paid in cash distributions on one Common Unit of Plains All American Pipeline L.P. ("PAA" or the "Partnership") to the holder of such Common Unit. The terms and conditions of this grant are as set forth below.

1. Subject to the further provisions of this Agreement, your Phantom Units shall vest (become payable in the form of one Common Unit of PAA for each Phantom Unit) as follows: (i) one-third shall vest on the May 2020 Distribution Date, (ii) one-third shall vest on the May 2021 Distribution Date, and (iii) one-third shall vest on the May 2022 Distribution Date, in each case assuming your continued service through the applicable Distribution Date.
2. Subject to the further provisions of this Agreement, your DERs shall vest (become payable in cash) upon and effective with the May 2018 Distribution Date.
3. Your DERs shall not accrue payments prior to vesting.
4. The number of Phantom Units subject to this award shall be proportionately reduced or increased for any split or reverse split, respectively, of PAA Common Units, or any event or transaction having a similar effect.
5. Upon vesting of any Phantom Units, an equivalent number of DERs will expire. Any such DERs that are payable on the Distribution Date on which the Phantom Units vest, shall be payable on such Distribution Date prior to their expiration.

333 Clay Street, Suite 1600 (77002) ■ P.O. Box 4648 ■ Houston, Texas 77210-4648 ■ 713-646-4100

6. In the event of the termination of your employment with the Company and its Affiliates for any reason (other than in connection with a Change in Status or by reason of your death or "disability," as defined in paragraph 7 below), all of your then outstanding Phantom Units and DERs shall automatically be forfeited as of the date of termination; provided, however, that if the Company or its Affiliates terminate your employment other than as a result of a Termination for Cause, (i) all of your then outstanding Phantom Units shall be deemed nonforfeitable on the date of termination and shall vest on the next following Distribution Date, and (ii) any DERs associated with such unvested, nonforfeitable Phantom Unit shall not be forfeited on the date of termination, but shall be payable and shall expire on the next following Distribution Date.
7. In the event of the termination of your employment with the Company and its Affiliates by reason of your death or your "disability" (a physical or mental infirmity that impairs your ability substantially to perform your duties for a period of eighteen months or that the Company otherwise determines constitutes a "disability"), (i) all of your then outstanding Phantom Units shall be deemed nonforfeitable on the date of termination and shall vest on the next following Distribution Date, and (ii) any DERs associated with such unvested, nonforfeitable Phantom Units shall not be forfeited on the date of termination, but shall be payable and shall expire on the next following Distribution Date. As soon as administratively practicable after the vesting of any Phantom Units pursuant to this paragraph 7, payment will be made in cash in an amount equal to the Market Value of the number of Phantom Units vesting.
8. In the event of a Change in Status, (i) all of your then outstanding Phantom Units shall be deemed nonforfeitable on such date and shall vest on the next following Distribution Date, and (ii) any DERs associated with such unvested, nonforfeitable Phantom Units shall not be forfeited on such date, but shall be payable and shall expire on the next following Distribution Date.
9. Upon payment pursuant to a DER, the Company will withhold any taxes due from your compensation as required by law. Upon vesting of a Phantom Unit, the Company will withhold any taxes due from your compensation as required by law, which (in the sole discretion of the Company) may include withholding a number of Common Units otherwise payable to you.

As used herein, (i) the "Company" refers to Plains All American GP LLC; (ii) "Distribution Date" means the day in February, May, August or November in any year (as context dictates) that is 45 days after the end of the most recently completed calendar quarter (or, if not a business day, the closest previous business day); and (iii) "Market Value" means the average of the closing sales prices for a Common Unit on the New York Stock Exchange for the five trading days preceding the then most recent "ex dividend" date for payment of a distribution by the Partnership.

The phrase "Change in Status" means (A) the termination of your employment by the Company other than a Termination for Cause, within two and a half months prior to or one year following a Change of Control (the "Protected Period"), (B) the termination of your employment by you due to the occurrence during the Protected Period, without your written consent, of (i) any material diminution in your authority, duties or responsibilities, (ii) any material reduction in your base salary, or (iii) any other action or inaction that constitutes a material breach of this Agreement by the Company, or (C) the termination of your employment by you as a result of your retirement on terms and timing that are approved by the CEO. A termination by you pursuant to (B) above shall not be a Change in Status unless (1) you provide written notice to the Company of the condition in (B)(i), (ii) or (iii) that would constitute a Change in Status within 90 days of the initial existence of the condition, and (2) the Company fails to remedy the condition within the 30-day period following such notice.

The phrase "Change of Control" means, and shall be deemed to have occurred upon the occurrence of, one or more of the following events: (i) Plain GP Holdings, L.P. ("PAGP") ceases to retain direct or indirect control of the general partner of the Partnership; (ii) PAGP ceases to beneficially own, directly or indirectly, more than 50% of the membership interest in the Company; (iii) any direct or indirect sale, lease, exchange or other transfer (in one transaction or a series of related transactions and whether by merger or otherwise) of all or substantially all of the assets of the Partnership, PAGP or the Company to one or more Persons who are not affiliates of PAGP ("third party or parties"), other than a transaction in which the Owner Affiliates (as defined below) continue to beneficially own, directly or indirectly, more than 50% of the issued and outstanding voting securities of such third party or parties immediately following such transaction; (iv) (x) a "person" or "group" (as such terms are defined in Sections 13(d) and 14(d) of the Securities Exchange Act of 1934, as amended) other than the Owner Affiliates becomes the "beneficial owner" directly or indirectly of 25% or more of the member interest in PAA GP Holdings LLC, a Delaware limited liability company and the general partner of PAGP ("PAGP GP"), and (y) the member interest beneficially owned by such "person" or "group" exceeds the aggregate member interest in PAGP GP beneficially owned, directly or indirectly, by the Owner Affiliates; (v) any Person (other than PAGP, the Partnership or their respective affiliates), including any partnership, limited partnership, syndicate or other "person" or "group," becomes the beneficial owner, directly or indirectly, of 50% or more of the membership interest in the Company or 50% or more of the outstanding limited partnership interests of PAGP; or (vi) any Person (other than PAGP or its wholly owned subsidiaries), including any partnership, limited partnership, syndicate or other "person" or "group," becomes the beneficial owner, directly or indirectly, of 50% or more of the membership interest in PAGP GP.

As used herein, the term "Owner Affiliates" shall mean KAFU Holdings, L.P. and its affiliates, EMG Investment, LLC and its affiliates, Oxy Hold Company (Pipeline), Inc. and its affiliates, Mark Strome and his affiliates, Windy, LLC and its affiliates, PAGP and its affiliates, Jay Chernosky, Kipp PA Trust, Paul Riddle, Russell Clingman, David Humphreys and Philip Trinder.

The phrase "Termination for Cause" shall mean severance of your employment with the Company or its Affiliates based on your (i) failure to perform the duties and responsibilities of your position at an acceptable level as reasonably determined in good faith by the CEO and COO of the Company, (ii) conviction of or guilty plea to the committing of an act or acts constituting a felony under the laws of the United States or any state thereof (or Canada or any province thereof) or any misdemeanor involving moral turpitude, or (iii) violation of the Company's Code of Business Conduct (unless waived in accordance with the terms thereof), in the case of clauses (i) and (iii), with the specific failure or violation described to you in writing.

Terms used herein that are not defined herein shall have the meanings set forth in the Plan or, if not defined in the Plan, in the Seventh Amended and Restated Agreement of Limited Partnership of Plains All American Pipeline, L.P. (the "Partnership Agreement").

This award is intended to either (i) qualify as a "short-term deferral" under Section 409A of the Internal Revenue Code of 1986, as amended, or (ii) comply with the provisions of Section 409A. If it is determined that any payments or benefits to be made or provided under this Agreement do not comply with Section 409A, the parties agree to amend this Agreement or take such other actions as reasonably necessary or appropriate to comply with Section 409A while preserving the economic agreement of the parties.

By signing below, you agree that the Phantom Units and DERs granted hereunder are governed by the terms of the Plan. Copies of the Plan and the Partnership Agreement are available upon request.

In order for this grant to be effective you must designate a beneficiary that will be entitled to receive any benefits payable under this grant in the event of your death. Unless you indicate otherwise by checking the appropriate box the named beneficiaries on this form will serve as your beneficiaries for all previous LTIP grants. Please execute and return a copy of this grant letter to Richard McGee or Ann Gullion and retain a copy for your records.

PLAINS ALL AMERICAN PIPELINE, L.P.

By: PAA GP LLC, its general partner
By: PLAINS AAP, L.P., its sole member
By: PLAINS ALL AMERICAN GP LLC, its general partner

By: _____
Name: Willie Chiang
Title: Executive Vice President & COO

Beneficiary Designation

| Primary Beneficiary Name | Relationship | Percent (Must total 100%) |
|----------------------------|--------------|---------------------------|
| | | |
| | | |
| | | |
| Secondary Beneficiary Name | Relationship | Percent (Must total 100%) |
| | | |
| | | |
| | | |

☐ Check this box only if designation does not apply to prior grants

Christopher R. Chandler

Units: 135,000

Dated: _____

**SUBSIDIARIES OF
PLAINS ALL AMERICAN PIPELINE, L.P.**
(As of 1/1/2021)

| Subsidiary | Jurisdiction of Organization |
|---|-------------------------------------|
| Aurora Pipeline Company Ltd. | Canada |
| Bakersfield Crude Terminal LLC | Delaware |
| Cactus II Pipeline LLC | Delaware |
| Capline Pipeline Company LLC | Delaware |
| Eagle Ford Crude Terminal LLC | Delaware |
| FM Midstream Holdings LLC | Delaware |
| Niobrara Crude Terminal LLC | Delaware |
| PAA Finance Corp. | Delaware |
| PAA Luxembourg S.a.r.l. | Luxembourg |
| PAA Midstream LLC | Delaware |
| PAA Natural Gas Canada ULC | Alberta |
| PAA Natural Gas Storage, LLC | Delaware |
| PAA Natural Gas Storage, L.P. | Delaware |
| PAA Service Corp. | Texas |
| PAA/Vulcan Gas Storage, LLC | Delaware |
| Pacific Pipeline System LLC | Delaware |
| Pine Prairie Energy Center, LLC | Delaware |
| Plains All American Emergency Relief Fund, Inc. | Texas |
| Plains Capline LLC | Delaware |
| Plains Gas Solutions, LLC | Texas |
| Plains GP LLC | Texas |
| Plains LPG Services GP LLC | Delaware |
| Plains LPG Services, L.P. | Texas |
| Plains Marketing Bondholder, LLC | Delaware |
| Plains Marketing Canada LLC | Delaware |
| Plains Marketing, L.P. | Texas |
| Plains Midstream Canada ULC | British Columbia |
| Plains Midstream Holdings Canada ULC | British Columbia |
| Plains Midstream Luxembourg S.a.r.l. | Luxembourg |
| Plains Midstream Superior LLC | Texas |
| Plains Pipeline, L.P. | Texas |
| Plains Pipeline Montana LLC | Delaware |
| Plains Products Terminals LLC | Delaware |
| Plains Rail Holdings LLC | Delaware |
| Plains South Texas Gathering LLC | Texas |
| PMC (Nova Scotia) Company | Nova Scotia |
| PNGS GP LLC | Delaware |
| PPEC Bondholder, LLC | Delaware |
| Rancho LPG Holdings LLC | Delaware |
| Red River Pipeline Company LLC | Delaware |
| Rocky Mountain Pipeline Montana LLC | Delaware |
| SG Resources Mississippi, L.L.C. | Delaware |

| Subsidiary | Jurisdiction of Organization |
|-------------------------------|------------------------------|
| St. James Rail Terminal LLC | Delaware |
| Sunrise Pipeline LLC | Delaware |
| Van Hook Crude Terminal LLC | Delaware |
| Western Corridor Pipeline LLC | Delaware |

CONSENT OF INDEPENDENT REGISTERED PUBLIC ACCOUNTING FIRM

We hereby consent to the incorporation by reference in the Registration Statements on Form S-3 (No. 333-138888, 333-155673, 333-162477, 333-214778, 333-221845, 333-227358 and 333-227359) and on Form S-8 (No. 333-91141, 333-74920, 333-122806, 333-141185, 333-193139, and 333-193140) of Plains All American Pipeline, L.P. of our report dated February 26, 2021 relating to the financial statements and the effectiveness of internal control over financial reporting, which appears in this Form 10-K.

/s/ PricewaterhouseCoopers LLP
Houston, Texas
February 26, 2021

CERTIFICATION

I, Willie Chiang, certify that:

1. I have reviewed this annual report on Form 10-K of Plains All American Pipeline, L.P. (the "registrant");
2. Based on my knowledge, this report does not contain any untrue statement of a material fact or omit to state a material fact necessary to make the statements made, in light of the circumstances under which such statements were made, not misleading with respect to the period covered by this report;
3. Based on my knowledge, the financial statements, and other financial information included in this report, fairly present in all material respects the financial condition, results of operations and cash flows of the registrant as of, and for, the periods presented in this report;
4. The registrant's other certifying officer(s) and I are responsible for establishing and maintaining disclosure controls and procedures (as defined in Exchange Act Rules 13a-15(e) and 15d-15(e)) and internal control over financial reporting (as defined in Exchange Act Rules 13a-15(f) and 15d-15(f)) for the registrant and have:
 - (a) Designed such disclosure controls and procedures, or caused such disclosure controls and procedures to be designed under our supervision, to ensure that material information relating to the registrant, including its consolidated subsidiaries, is made known to us by others within those entities, particularly during the period in which this report is being prepared;
 - (b) Designed such internal control over financial reporting, or caused such internal control over financial reporting to be designed under our supervision, to provide reasonable assurance regarding the reliability of financial reporting and the preparation of financial statements for external purposes in accordance with generally accepted accounting principles;
 - (c) Evaluated the effectiveness of the registrant's disclosure controls and procedures and presented in this report our conclusions about the effectiveness of the disclosure controls and procedures, as of the end of the period covered by this report based on such evaluation; and
 - (d) Disclosed in this report any change in the registrant's internal control over financial reporting that occurred during the registrant's most recent fiscal quarter (the registrant's fourth fiscal quarter in the case of an annual report) that has materially affected, or is reasonably likely to materially affect, the registrant's internal control over financial reporting; and
5. The registrant's other certifying officer(s) and I have disclosed, based on our most recent evaluation of internal control over financial reporting, to the registrant's auditors and the audit committee of the registrant's board of directors (or persons performing the equivalent functions):
 - (a) All significant deficiencies and material weaknesses in the design or operation of internal control over financial reporting which are reasonably likely to adversely affect the registrant's ability to record, process, summarize and report financial information; and
 - (b) Any fraud, whether or not material, that involves management or other employees who have a significant role in the registrant's internal control over financial reporting.

Date: February 26, 2021

/s/ Willie Chiang

Willie Chiang

Chief Executive Officer

CERTIFICATION

I, Al Swanson, certify that:

1. I have reviewed this annual report on Form 10-K of Plains All American Pipeline, L.P. (the "registrant");
2. Based on my knowledge, this report does not contain any untrue statement of a material fact or omit to state a material fact necessary to make the statements made, in light of the circumstances under which such statements were made, not misleading with respect to the period covered by this report;
3. Based on my knowledge, the financial statements, and other financial information included in this report, fairly present in all material respects the financial condition, results of operations and cash flows of the registrant as of, and for, the periods presented in this report;
4. The registrant's other certifying officer(s) and I are responsible for establishing and maintaining disclosure controls and procedures (as defined in Exchange Act Rules 13a-15(e) and 15d-15(e)) and internal control over financial reporting (as defined in Exchange Act Rules 13a-15(f) and 15d-15(f)) for the registrant and have:
 - (a) Designed such disclosure controls and procedures, or caused such disclosure controls and procedures to be designed under our supervision, to ensure that material information relating to the registrant, including its consolidated subsidiaries, is made known to us by others within those entities, particularly during the period in which this report is being prepared;
 - (b) Designed such internal control over financial reporting, or caused such internal control over financial reporting to be designed under our supervision, to provide reasonable assurance regarding the reliability of financial reporting and the preparation of financial statements for external purposes in accordance with generally accepted accounting principles;
 - (c) Evaluated the effectiveness of the registrant's disclosure controls and procedures and presented in this report our conclusions about the effectiveness of the disclosure controls and procedures, as of the end of the period covered by this report based on such evaluation; and
 - (d) Disclosed in this report any change in the registrant's internal control over financial reporting that occurred during the registrant's most recent fiscal quarter (the registrant's fourth fiscal quarter in the case of an annual report) that has materially affected, or is reasonably likely to materially affect, the registrant's internal control over financial reporting; and
5. The registrant's other certifying officer(s) and I have disclosed, based on our most recent evaluation of internal control over financial reporting, to the registrant's auditors and the audit committee of the registrant's board of directors (or persons performing the equivalent functions):
 - (a) All significant deficiencies and material weaknesses in the design or operation of internal control over financial reporting which are reasonably likely to adversely affect the registrant's ability to record, process, summarize and report financial information; and
 - (b) Any fraud, whether or not material, that involves management or other employees who have a significant role in the registrant's internal control over financial reporting.

Date: February 26, 2021

/s/ Al Swanson

Al Swanson

Chief Financial Officer

**CERTIFICATION OF
CHIEF EXECUTIVE OFFICER
OF PLAINS ALL AMERICAN PIPELINE, L.P.
PURSUANT TO 18 U.S.C. 1350**

I, Willie Chiang, Chief Executive Officer of Plains All American Pipeline, L.P. (the "Company"), hereby certify that:

- (i) the accompanying report on Form 10-K for the period ended December 31, 2020 and filed with the Securities and Exchange Commission on the date hereof (the "Report") by the Company fully complies with the requirements of Section 13(a) or 15(d) of the Securities Exchange Act of 1934, as amended; and
- (ii) the information contained in the Report fairly presents, in all material respects, the financial condition and results of operations of the Company.

/s/ Willie Chiang

Name: Willie Chiang

Date: February 26, 2021

**CERTIFICATION OF
CHIEF FINANCIAL OFFICER
OF PLAINS ALL AMERICAN PIPELINE, L.P.
PURSUANT TO 18 U.S.C. 1350**

I, Al Swanson, Chief Financial Officer of Plains All American Pipeline, L.P. (the "Company"), hereby certify that:

- (i) the accompanying report on Form 10-K for the period ended December 31, 2020 and filed with the Securities and Exchange Commission on the date hereof (the "Report") by the Company fully complies with the requirements of Section 13(a) or 15(d) of the Securities Exchange Act of 1934, as amended; and
- (ii) the information contained in the Report fairly presents, in all material respects, the financial condition and results of operations of the Company.

/s/ Al Swanson

Name: Al Swanson

Date: February 26, 2021